

MAMS Motocross Junior OB + Kupa
Sorted on Best Lap time
Szabadedzés - Free Practice
Gyula 1,800 Km
50cc
2008.07.26. 10:20
Practice started at 10:22:16

Pos	No.	Name	Nat.	Club	AA	PIC	Make	Class	Best Tm	Diff	Best Spd
1	20	Milan Fiala	SK			1	KTM	50cc	1:23.149		77,932
2	25	Petr Kolaja	CZ			2	KTM	50cc	1:23.783	0.634	77,343
3	53	Jost Simon	SK		2M	3	KTM	50cc	1:24.709	1.560	76,497
4	51	Strycek Samuel		Slovakia		4	KTM	50cc	1:26.070	2.921	75,288
5	60	Szfárlí Hunor		Iván Motor		5	KTM	50cc	1:29.593	6.444	72,327
6	95	Fazekas Dennis		Reál Motor		6	KTM	50cc	1:29.948	6.799	72,042
7	19	Török Ádám		Motor ART MSE	2M	7	KTM	50cc	1:30.113	6.964	71,910
8	33	Bíró Bende		Ápr.4.SE		8	KTM	50cc	1:30.874	7.725	71,308
9	4	Rober Horeski		SK		9	KTM	50cc	1:37.457	14.308	66,491
10	78	Kádár Benedek		Sugas		10	KTM	50cc	1:40.492	17.343	64,483
11	1	Alliance Sebastian		SK		11	KTM	50cc	1:43.197	20.048	62,793
12	6	Horváth Kristóf		PMSE	2M	12	KTM	50cc	1:43.987	20.838	62,315
13	10	Fenesi Szabolcs		Gyula CRT	NAP	13	Keeway	50cc	1:47.460	24.311	60,302
14	77	Jakob Kristóf		ENERGY TEAM		14	KTM	50cc	1:57.544	34.395	55,128

Az eredmény ideiglenes (nem hivatalos) amíg a Zsűri azt jóvá nem hagyta!
Orbits 4
Versenyigazgató
Zsűrielnök
Időmérés vezetője
www.motorsport.hu

www.amb-it.com
www.mylaps.com

id to: ChronoMoto Timing

**MAMS Motocross Junior OB + Kupa**

Szabadedzés - Free Practice

Gyula 1,800 Km

50cc

2008.07.26. 10:20

Practice started at 10:22:16

Lap	Lap Tm	Diff	Time of Day
(20) Milan Fiala			
1	1:28.002	+4.853	10:25:01.895
2	1:23.149		10:26:25.044
3	1:27.818	+4.669	10:27:52.862
4	1:34.079	+10.930	10:29:26.941
5	1:28.069	+4.920	10:30:55.010

(25) Petr Kolaja			
1	1:23.783		10:24:36.431
2	1:26.616	+2.833	10:26:03.047
3	1:36.248	+12.465	10:27:39.295
4	1:28.447	+4.664	10:29:07.742
5	2:11.345	+47.562	10:31:19.087

(53) Jost Simon			
1	1:29.489	+4.780	10:25:02.353
2	1:39.147	+14.438	10:26:41.500
3	1:24.709		10:28:06.209
4	1:28.275	+3.566	10:29:34.484
5	1:28.155	+3.446	10:31:02.639

(51) Strycek Samuel			
1	2:05.740	+39.670	10:25:45.243
2	1:26.070		10:27:11.313
3	1:27.849	+1.779	10:28:39.162
4	1:28.926	+2.856	10:30:08.088

(60) Szfárlí Hunor			
1	1:34.039	+4.446	10:25:16.955
2	1:32.481	+2.888	10:26:49.436
3	1:30.760	+1.167	10:28:20.196
4	1:29.593		10:29:49.789
5	1:32.761	+3.168	10:31:22.550

(95) Fazekas Dennis			
1	1:37.306	+7.358	10:25:14.560
2	1:31.553	+1.605	10:26:46.113
3	1:32.251	+2.303	10:28:18.364
4	1:29.948		10:29:48.312
5	1:38.025	+8.077	10:31:26.337

(19) Török Ádám			
1	1:35.688	+5.575	10:25:14.946
2	1:33.390	+3.277	10:26:48.336
3	1:30.743	+0.630	10:28:19.079
4	1:30.113		10:29:49.192
5	1:33.180	+3.067	10:31:22.372

(33) Bíró Bende			
1	1:49.594	+18.720	10:25:27.948
2	1:32.544	+1.670	10:27:00.492
3	1:30.874		10:28:31.366
4	1:31.538	+0.664	10:30:02.904

(4) Róber Horeski			
1	1:55.378	+17.921	10:24:12.367
2	1:44.764	+7.307	10:25:57.131
3	1:45.841	+8.384	10:27:42.972
4	1:41.060	+3.603	10:29:24.032
5	1:37.457		10:31:01.489

(78) Kádár Benedek			
1	1:57.486	+16.994	10:24:18.050
2	1:51.781	+11.289	10:26:09.831
3	1:50.660	+10.168	10:28:00.491

Lap	Lap Tm	Diff	Time of Day
4	1:44.172	+3.680	10:29:44.663
5	1:40.492		10:31:25.155

(1) Alliance Sebastian			
1	1:57.342	+14.145	10:24:15.751
2	1:49.643	+6.446	10:26:05.394
3	1:47.162	+3.965	10:27:52.556
4	1:43.197		10:29:35.753
5	1:46.410	+3.213	10:31:22.163

(6) Horváth Kristóf			
1	1:43.987		10:30:06.876

(10) Fenesi Szabolcs			
1	1:54.520	+7.060	10:25:48.164
2	1:52.636	+5.176	10:27:40.800
3	1:48.859	+1.399	10:29:29.659
4	1:47.460		10:31:17.119

(77) Jakob Kristóf			
1	1:57.544		10:26:15.079

Az eredmény ideiglenes (nem hivatalos) amíg a Zsűri azt jóvá nem hagyta!

Orbits 4

Versenyigazgató
www.motorsport.hu

Zsűrielnök

Időmérés vezetője



www.amb-it.com

www.mylaps.com

id to: ChronoMoto Timing

MAMS Motocross Junior OB + Kupa
Sorted on Best Lap time
Mért edzés - Qualifying
Gyula 1,800 Km
50cc
2008.07.26. 11:40
Qualify started at 11:39:05

Pos	No.	Name	Nat.	Club	AA	PIC	Make	Class	Best Tm	Diff	Best Spd
1	25	Petr Kolaja	CZ			1	KTM	50cc	1:16.848		84,322
2	20	Milan Fiala	SK			2	KTM	50cc	1:18.648	1.800	82,392
3	53	Jost Simon	SK		2M	3	KTM	50cc	1:18.997	2.149	82,028
4	60	Szfárlí Hunor		Iván Motor		4	KTM	50cc	1:22.982	6.134	78,089
5	51	Strycek Samuel		Slovakia		5	KTM	50cc	1:23.247	6.399	77,841
6	6	Horváth Kristóf		PMSE	2M	6	KTM	50cc	1:24.469	7.621	76,715
7	95	Fazekas Dennis		Reál Motor		7	KTM	50cc	1:25.495	8.647	75,794
8	33	Bíró Bende		Ápr.4.SE		8	KTM	50cc	1:25.804	8.956	75,521
9	19	Török Ádám		Motor ART MSE	2M	9	KTM	50cc	1:26.074	9.226	75,284
10	4	Rober Horeski		SK		10	KTM	50cc	1:29.030	12.182	72,784
11	78	Kádár Benedek		Sugas		11	KTM	50cc	1:31.479	14.631	70,836
12	10	Fenesi Szabolcs		Gyula CRT	NAP	12	Keeway	50cc	1:42.154	25.306	63,434
13	1	Alliance Sebastian		SK		13	KTM	50cc	1:45.006	28.158	61,711
14	77	Jakob Kristóf		ENERGY TEAM		14	KTM	50cc	1:48.721	31.873	59,602

Az eredmény ideiglenes (nem hivatalos) amíg a Zsűri azt jóvá nem hagyta!
Orbits 4
Versenyigazgató
Zsűrielnök
Időmérés vezetője
www.motorsport.hu

www.amb-it.com
www.mylaps.com

id to: ChronoMoto Timing

MAMS Motocross Junior OB + Kupa
Mért edzés - Qualifying
Gyula 1,800 Km
50cc
2008.07.26. 11:40
Qualify started at 11:39:05

Lap	Lap Tm	Diff	Time of Day
(25) Petr Kolaja			
1	1:18.035	+1.187	11:40:31.980
2	1:16.848		11:41:48.828
3	1:21.523	+4.675	11:43:10.351
4	3:29.078	+2:12.230	11:46:39.429
5	1:31.503	+14.655	11:48:10.932

Lap	Lap Tm	Diff	Time of Day
(20) Milan Fiala			
1	1:24.816	+6.168	11:40:49.693
2	1:25.532	+6.884	11:42:15.225
3	1:23.532	+4.884	11:43:38.757
4	1:19.684	+1.036	11:44:58.441
5	1:19.786	+1.138	11:46:18.227
6	1:18.648		11:47:36.875
7	1:20.289	+1.641	11:48:57.164

Lap	Lap Tm	Diff	Time of Day
(53) Jost Simon			
1	1:27.763	+8.766	11:40:48.138
2	1:23.763	+4.766	11:42:11.901
3	1:18.997		11:43:30.898
4	1:21.557	+2.560	11:44:52.455
5	1:21.382	+2.385	11:46:13.837
6	1:20.846	+1.849	11:47:34.683
7	1:23.001	+4.004	11:48:57.684

Lap	Lap Tm	Diff	Time of Day
(60) Szfárlí Hunor			
1	1:28.769	+5.787	11:40:50.755
2	1:28.295	+5.313	11:42:19.050
3	1:22.982		11:43:42.032
4	1:26.381	+3.399	11:45:08.413
5	1:24.749	+1.767	11:46:33.162
6	1:25.400	+2.418	11:47:58.562

Lap	Lap Tm	Diff	Time of Day
(51) Strycek Samuel			
1	1:24.510	+1.263	11:40:51.806
2	1:25.773	+2.526	11:42:17.579
3	1:23.247		11:43:40.826
4	1:25.017	+1.770	11:45:05.843
5	1:24.182	+0.935	11:46:30.025
6	1:25.534	+2.287	11:47:55.559

Lap	Lap Tm	Diff	Time of Day
(6) Horváth Kristóf			
1	1:29.536	+5.067	11:41:14.456
2	1:26.474	+2.005	11:42:40.930
3	1:24.469		11:44:05.399
4	1:47.817	+23.348	11:45:53.216
5	1:29.953	+5.484	11:47:23.169
6	1:30.065	+5.596	11:48:53.234

Lap	Lap Tm	Diff	Time of Day
(95) Fazekas Dennis			
1	1:30.635	+5.140	11:40:46.279
2	1:26.906	+1.411	11:42:13.185
3	1:26.478	+0.983	11:43:39.663
4	1:25.495		11:45:05.158
5	1:27.495	+2.000	11:46:32.653
6	1:27.484	+1.989	11:48:00.137

Lap	Lap Tm	Diff	Time of Day
(33) Bíró Bende			
1	1:31.568	+5.764	11:40:48.260
2	1:30.184	+4.380	11:42:18.444
3	1:26.587	+0.783	11:43:45.031
4	1:31.130	+5.326	11:45:16.161
5	1:25.804		11:46:41.965
6	1:39.702	+13.898	11:48:21.667

Lap	Lap Tm	Diff	Time of Day
(19) Török Ádám			
1	1:28.515	+2.441	11:40:47.235
2	1:27.163	+1.089	11:42:14.398
3	1:26.676	+0.602	11:43:41.074
4	1:29.515	+3.441	11:45:10.589
5	1:26.430	+0.356	11:46:37.019
6	1:26.074		11:48:03.093

Lap	Lap Tm	Diff	Time of Day
(4) Róber Horeski			
1	1:38.482	+9.452	11:41:29.442
2	1:30.927	+1.897	11:43:00.369
3	1:31.993	+2.963	11:44:32.362
4	1:29.609	+0.579	11:46:01.971
5	1:29.030		11:47:31.001
6	1:31.073	+2.043	11:49:02.074

Lap	Lap Tm	Diff	Time of Day
(78) Kádár Benedek			
1	1:48.443	+16.964	11:41:37.404
2	1:38.093	+6.614	11:43:15.497
3	1:35.535	+4.056	11:44:51.032
4	1:35.254	+3.775	11:46:26.286
5	1:31.479		11:47:57.765

Lap	Lap Tm	Diff	Time of Day
(10) Fenesi Szabolcs			
1	1:43.600	+1.446	11:40:58.733
2	1:42.154		11:42:40.887
3	1:42.407	+0.253	11:44:23.294
4	3:15.289	+1:33.135	11:47:38.583
5	1:48.555	+6.401	11:49:27.138

Lap	Lap Tm	Diff	Time of Day
(1) Alliance Sebastian			
1	1:45.006		11:41:41.251
2	1:48.812	+3.806	11:43:30.063
3	1:49.184	+4.178	11:45:19.247
4	1:50.455	+5.449	11:47:09.702
5	1:49.594	+4.588	11:48:59.296

Lap	Lap Tm	Diff	Time of Day
(77) Jakob Kristóf			
1	1:51.683	+2.962	11:41:38.925
2	1:50.181	+1.460	11:43:29.106
3	1:48.721		11:45:17.827
4	1:50.346	+1.625	11:47:08.173
5	1:49.066	+0.345	11:48:57.239

Az eredmény ideiglenes (nem hivatalos) amíg a Zsűri azt jóvá nem hagyta!
Orbits 4
Versenyigazgató
Zsűrielnök
Időmérés vezetője
www.motorsport.hu

www.amb-it.com
www.mylaps.com
id to: ChronoMoto Timing

MAMS Motocross Junior OB + Kupa
Sorted on Laps
1. futam - Race 1
Gyula 1,800 Km
50cc
2008.07.26. 14:50
Race (8:00 and 2 Laps) started at 15:02:37

Pos	No.	Name	Nat.	Club	AA	Class	PIC	Make	Laps	Total Tm	Diff	Best Tm
1	25	Petr Kolaja		CZ		50cc	1	KTM	8	10:54.977		1:18.469
2	53	Jost Simon		SK	2M	50cc	2	KTM	8	11:02.688	7.711	1:18.971
3	19	Török Ádám		Motor ART MSE	2M	50cc	3	KTM	8	11:07.377	12.400	1:19.742
4	20	Milan Fiala		SK		50cc	4	KTM	8	11:08.126	13.149	1:19.406
5	51	Strycek Samuel		Slovakia		50cc	5	KTM	8	11:26.726	31.749	1:22.037
6	60	Szfárlí Hunor		Iván Motor		50cc	6	KTM	8	11:31.106	36.129	1:23.393
7	6	Horváth Kristóf		PMSE	2M	50cc	7	KTM	8	11:58.443	1:03.466	1:20.994
8	4	Rober Horeski		SK		50cc	8	KTM	8	12:05.334	1:10.357	1:26.763
9	33	Bíró Bende		Ápr.4.SE		50cc	9	KTM	8	12:07.026	1:12.049	1:26.218
10	95	Fazekas Dennis		Reál Motor		50cc	10	KTM	8	12:13.093	1:18.116	1:26.627
11	78	Kádár Benedek		Sugas		50cc	11	KTM	7	11:09.418	1 Lap	1:31.230
12	10	Fenesi Szabolcs		Gyula CRT	NAPI	50cc	12	Keeway	6	11:01.811	2 Laps	1:44.700
13	1	Alliance Sebastian		SK		50cc	13	KTM	6	11:03.944	2 Laps	1:44.587
Not classified (75% = 6 Laps)												
	77	Jakob Kristóf		ENERGY TEAM		50cc	14	KTM	4	12:15.159	4 Laps	1:55.418

Margin of Victory	Avg. Speed	Best Lap Tm	Best Spd	Best Lap by
7.711	79,148	1:18.469	82,580	25 - Petr Kolaja

Az eredmény ideiglenes (nem hivatalos) amíg a Zsűri azt jóvá nem hagyta!
Orbits 4
Versenyigazgató **Zsűrielnök** **Időmérés vezetője**
www.motorsport.hu

www.amb-it.com
www.mylaps.com
 to: ChronoMoto Timing

MAMS Motocross Junior OB + Kupa
1. futam - Race 1
Gyula 1,800 Km
50cc
2008.07.26. 14:50
Race (8:00 and 2 Laps) started at 15:02:37

Lap	Lap Tm	Diff	Time of Day
(25) Petr Kolaja			
1	1:18.469		15:04:08.291
2	1:18.716	+0.247	15:05:27.007
3	1:19.381	+0.912	15:06:46.388
4	1:20.655	+2.186	15:08:07.043
5	1:19.758	+1.289	15:09:26.801
6	1:21.664	+3.195	15:10:48.465
7	1:21.240	+2.771	15:12:09.705
8	1:22.388	+3.919	15:13:32.093

(53) Jost Simon			
1	1:25.767	+6.796	15:04:18.238
2	1:20.769	+1.798	15:05:39.007
3	1:20.515	+1.544	15:06:59.522
4	1:20.063	+1.092	15:08:19.585
5	1:19.681	+0.710	15:09:39.266
6	1:18.971		15:10:58.237
7	1:19.784	+0.813	15:12:18.021
8	1:21.783	+2.812	15:13:39.804

(19) Török Ádám			
1	1:23.857	+4.115	15:04:14.466
2	1:22.751	+3.009	15:05:37.217
3	1:21.501	+1.759	15:06:58.718
4	1:20.148	+0.406	15:08:18.866
5	1:19.742		15:09:38.608
6	1:21.377	+1.635	15:10:59.985
7	1:22.774	+3.032	15:12:22.759
8	1:21.734	+1.992	15:13:44.493

(20) Milan Fiala			
1	1:26.554	+7.148	15:04:19.336
2	1:22.717	+3.311	15:05:42.053
3	1:20.934	+1.528	15:07:02.987
4	1:20.345	+0.939	15:08:23.332
5	1:21.828	+2.422	15:09:45.160
6	1:20.659	+1.253	15:11:05.819
7	1:20.017	+0.611	15:12:25.836
8	1:19.406		15:13:45.242

(51) Strycek Samuel			
1	1:25.760	+3.723	15:04:18.079
2	1:25.755	+3.718	15:05:43.834
3	1:22.369	+0.332	15:07:06.203
4	1:22.037		15:08:28.240
5	1:23.885	+1.848	15:09:52.125
6	1:24.425	+2.388	15:11:16.550
7	1:23.355	+1.318	15:12:39.905
8	1:23.937	+1.900	15:14:03.842

(60) Szfárlí Hunor			
1	1:25.633	+2.240	15:04:16.516
2	1:24.745	+1.352	15:05:41.261
3	1:24.055	+0.662	15:07:05.316
4	1:23.393		15:08:28.709
5	1:24.920	+1.527	15:09:53.629
6	1:24.225	+0.832	15:11:17.854
7	1:24.454	+1.061	15:12:42.308
8	1:25.914	+2.521	15:14:08.222

(6) Horváth Kristóf			
1	2:00.727	+39.733	15:04:52.442
2	1:24.536	+3.542	15:06:16.978
3	1:23.646	+2.652	15:07:40.624
4	1:24.000	+3.006	15:09:04.624

5	1:22.443	+1.449	15:10:27.067
6	1:23.648	+2.654	15:11:50.715
7	1:20.994		15:13:11.709
8	1:23.850	+2.856	15:14:35.559

(4) Rober Horeski			
1	1:32.983	+6.220	15:04:25.009
2	1:29.719	+2.956	15:05:54.728
3	1:27.855	+1.092	15:07:22.583
4	1:27.676	+0.913	15:08:50.259
5	1:28.720	+1.957	15:10:18.979
6	1:29.251	+2.488	15:11:48.230
7	1:27.457	+0.694	15:13:15.687
8	1:26.763		15:14:42.450

(33) Bíró Bende			
1	1:32.505	+6.287	15:04:26.095
2	1:29.083	+2.865	15:05:55.178
3	1:28.580	+2.362	15:07:23.758
4	1:28.652	+2.434	15:08:52.410
5	1:27.968	+1.750	15:10:20.378
6	1:30.748	+4.530	15:11:51.126
7	1:26.798	+0.580	15:13:17.924
8	1:26.218		15:14:44.142

(95) Fazekas Dennis			
1	1:37.561	+10.934	15:04:33.851
2	1:29.206	+2.579	15:06:03.057
3	1:29.301	+2.674	15:07:32.358
4	1:26.627		15:08:58.985
5	1:27.558	+0.931	15:10:26.543
6	1:28.247	+1.620	15:11:54.790
7	1:28.208	+1.581	15:13:22.998
8	1:27.211	+0.584	15:14:50.209

(78) Kádár Benedek			
1	1:33.769	+2.539	15:04:28.610
2	1:32.113	+0.883	15:06:00.723
3	1:31.230		15:07:31.953
4	1:32.112	+0.882	15:09:04.065
5	1:34.344	+3.114	15:10:38.409
6	1:32.823	+1.593	15:12:11.232
7	1:35.302	+4.072	15:13:46.534

(10) Fenesi Szabolcs			
1	1:45.844	+1.144	15:04:39.689
2	1:44.700		15:06:24.389
3	1:48.209	+3.509	15:08:12.598
4	1:50.424	+5.724	15:10:03.022
5	1:47.628	+2.928	15:11:50.650
6	1:48.277	+3.577	15:13:38.927

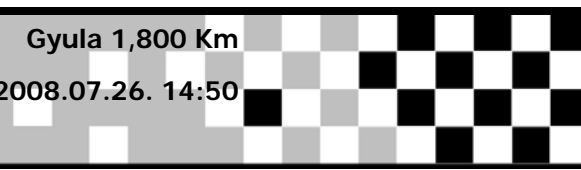
(1) Alliance Sebastian			
1	1:47.475	+2.888	15:04:43.215
2	1:49.464	+4.877	15:06:32.679
3	1:48.032	+3.445	15:08:20.711
4	1:44.587		15:10:05.298
5	1:48.453	+3.866	15:11:53.751
6	1:47.309	+2.722	15:13:41.060

(77) Jakob Kristóf			
1	5:32.105	+3:36.687	15:08:45.806
2	2:14.710	+19.292	15:11:00.516
3	1:56.341	+0.923	15:12:56.857
4	1:55.418		15:14:52.275

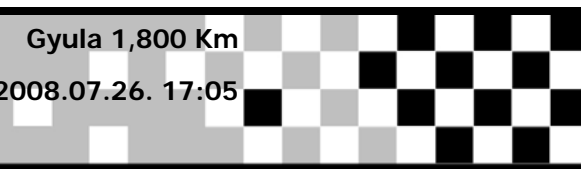
Az eredmény ideiglenes (nem hivatalos) amíg a Zsűri azt jóvá nem hagyta!
Orbits 4
Versenyigazgató
www.motorsport.hu
Zsűrielnök
Időmérés vezetője

www.amb-it.com
www.mylaps.com

led to: ChronoMoto Timing

MAMS Motocross Junior OB + Kupa
Lapchart
1. futam - Race 1
Gyula 1,800 Km
50cc
2008.07.26. 14:50
Race (8:00 and 2 Laps) started at 15:02:37


Competitors	Laps								
	0	1	2	3	4	5	6	7	8
Petr Kolaja (25)	1	25	25	25	25	25	25	25	25
Török Ádám (19)	2	19	19	19	19	19	53	53	53
Szfárlí Hunor (60)	3	60	60	53	53	53	19	19	19
Horváth Kristóf (6)	4	6	51	60	20	20	20	20	20
Rober Horeski (4)	5	4	53	20	60	51	51	51	51
Strycek Samuel (51)	6	51	20	51	51	60	60	60	60
Jost Simon (53)	7	53	4	4	4	4	4	6	6
Milan Fiala (20)	8	20	33	33	33	33	6	4	4
Bíró Bende (33)	9	33	78	78	78	95	95	33	33
Fenesi Szabolcs (10)	10	10	95	95	95	78	6	95	95
Kádár Benedek (78)	11	78	10	6	6	6	78	78	78
Alliance Sebastian (1)	12	1	1	10	10	10	10	10	10
Fazekas Dennis (95)	13	95	6	1	1	1	1	1	1
Jakob Kristóf (77)	14	77	77	77	77	77			

**MAMS Motocross Junior OB + Kupa****Sorted on Laps****2.futam - Race 2****Gyula 1,800 Km****50cc****2008.07.26. 17:05****Race (8:00 and 2 Laps) started at 17:04:36**

Pos	No.	Name	Nat.	Club	AA	Class	PIC	Make	Laps	Total Tm	Diff	Best Tm
1	25	Petr Kolaja		CZ		50cc	1	KTM	8	10:44.503		1:18.177
2	20	Milan Fiala		SK		50cc	2	KTM	8	10:46.676	2.173	1:18.294
3	53	Jost Simon		SK	2M	50cc	3	KTM	8	11:02.097	17.594	1:19.306
4	51	Strycek Samuel		Slovakia		50cc	4	KTM	8	11:15.002	30.499	1:21.542
5	6	Horváth Kristóf		PMSE	2M	50cc	5	KTM	8	11:18.419	33.916	1:20.515
6	19	Török Ádám		Motor ART MSE	2M	50cc	6	KTM	8	11:22.144	37.641	1:22.267
7	60	Szfárli Hunor		Iván Motor		50cc	7	KTM	8	11:41.130	56.627	1:23.903
8	33	Bíró Bende		Apr.4.SE		50cc	8	KTM	8	11:44.045	59.542	1:23.594
9	4	Rober Horeski		SK		50cc	9	KTM	8	11:52.963	1:08.460	1:25.209
10	78	Kádár Benedek		Sugas		50cc	10	KTM	7	11:35.319	1 Lap	1:33.665
11	10	Fenesi Szabolcs		Gyula CRT	NAPI	50cc	11	Keeway	6	10:50.449	2 Laps	1:44.044
12	1	Alliance Sebastian		SK		50cc	12	KTM	6	11:04.425	2 Laps	1:42.838
13	77	Jakob Kristóf		ENERGY TEAM		50cc	13	KTM	6	12:09.439	2 Laps	1:51.702
Not classified (75% = 6 Laps)												
	95	Fazekas Dennis		Reál Motor		50cc	14	KTM	5	13:28.124	3 Laps	1:26.173

Margin of Victory	Avg. Speed	Best Lap Tm	Best Spd	Best Lap by
2.173	80,434	1:18.177	82,889	25 - Petr Kolaja

Az eredmény ideiglenes (nem hivatalos) amíg a Zsűri azt jóvá nem hagyta!**Orbits 4**

Versenyigazgató Zsűrielnök Időmérés vezetője
www.motorsport.hu



www.amb-it.com
www.mylaps.com
 to: ChronoMoto Timing

**MAMS Motocross Junior OB + Kupa****2.futam - Race 2****Gyula 1,800 Km****50cc****2008.07.26. 17:05****Race (8:00 and 2 Laps) started at 17:04:36**

Lap	Lap Tm	Diff	Time of Day
(25) Petr Kolaja			
1	1:19.643	+1.466	17:06:07.175
2	1:18.971	+0.794	17:07:26.146
3	1:19.833	+1.656	17:08:45.979
4	1:18.665	+0.488	17:10:04.644
5	1:19.676	+1.499	17:11:24.320
6	1:19.316	+1.139	17:12:43.636
7	1:18.177		17:14:01.813
8	1:18.740	+0.563	17:15:20.553

Lap	Lap Tm	Diff	Time of Day
(20) Milan Fiala			
1	1:20.437	+2.143	17:06:08.592
2	1:19.365	+1.071	17:07:27.957
3	1:19.427	+1.133	17:08:47.384
4	1:19.582	+1.288	17:10:06.966
5	1:18.410	+0.116	17:11:25.376
6	1:19.468	+1.174	17:12:44.844
7	1:18.294		17:14:03.138
8	1:19.588	+1.294	17:15:22.726

Lap	Lap Tm	Diff	Time of Day
(53) Jost Simon			
1	1:23.591	+4.285	17:06:13.847
2	1:19.389	+0.083	17:07:33.236
3	1:19.819	+0.513	17:08:53.055
4	1:20.194	+0.888	17:10:13.249
5	1:19.306		17:11:32.555
6	1:21.961	+2.655	17:12:54.516
7	1:20.904	+1.598	17:14:15.420
8	1:22.727	+3.421	17:15:38.147

Lap	Lap Tm	Diff	Time of Day
(51) Strycek Samuel			
1	1:23.290	+1.748	17:06:11.819
2	1:22.157	+0.615	17:07:33.976
3	1:23.055	+1.513	17:08:57.031
4	1:24.084	+2.542	17:10:21.115
5	1:21.542		17:11:42.657
6	1:22.382	+0.840	17:13:05.039
7	1:22.887	+1.345	17:14:27.926
8	1:23.126	+1.584	17:15:51.052

Lap	Lap Tm	Diff	Time of Day
(6) Horváth Kristóf			
1	1:25.645	+5.130	17:06:15.330
2	1:22.611	+2.096	17:07:37.941
3	1:20.515		17:08:58.456
4	1:22.796	+2.281	17:10:21.252
5	1:22.184	+1.669	17:11:43.436
6	1:22.077	+1.562	17:13:05.513
7	1:24.324	+3.809	17:14:29.837
8	1:24.632	+4.117	17:15:54.469

Lap	Lap Tm	Diff	Time of Day
(19) Török Ádám			
1	1:23.294	+1.027	17:06:12.674
2	1:22.957	+0.690	17:07:35.631
3	1:23.632	+1.365	17:08:59.263
4	1:22.980	+0.713	17:10:22.243
5	1:25.936	+3.669	17:11:48.179
6	1:23.363	+1.096	17:13:11.542
7	1:24.385	+2.118	17:14:35.927
8	1:22.267		17:15:58.194

Lap	Lap Tm	Diff	Time of Day
(60) Szfárlí Hunor			
1	1:25.803	+1.900	17:06:14.810
2	1:23.903		17:07:38.713
3	1:25.200	+1.297	17:09:03.913
4	1:25.596	+1.693	17:10:29.509

Lap	Lap Tm	Diff	Time of Day
5	1:26.964	+3.061	17:11:56.473
6	1:25.722	+1.819	17:13:22.195
7	1:28.250	+4.347	17:14:50.445
8	1:26.735	+2.832	17:16:17.180

Lap	Lap Tm	Diff	Time of Day
(33) Biró Bende			
1	1:29.969	+6.375	17:06:21.641
2	1:28.642	+5.048	17:07:50.283
3	1:26.619	+3.025	17:09:16.902
4	1:25.968	+2.374	17:10:42.870
5	1:23.594		17:12:06.464
6	1:24.533	+0.939	17:13:30.997
7	1:24.112	+0.518	17:14:55.109
8	1:24.986	+1.392	17:16:20.095

Lap	Lap Tm	Diff	Time of Day
(4) Róber Horeski			
1	1:30.807	+5.598	17:06:20.836
2	1:28.591	+3.382	17:07:49.427
3	1:26.533	+1.324	17:09:15.960
4	1:26.767	+1.558	17:10:42.727
5	1:25.209		17:12:07.936
6	1:25.232	+0.023	17:13:33.168
7	1:26.680	+1.471	17:14:59.848
8	1:29.165	+3.956	17:16:29.013

Lap	Lap Tm	Diff	Time of Day
(78) Kádár Benedek			
1	1:49.102	+15.437	17:06:43.618
2	1:33.926	+0.261	17:08:17.544
3	1:33.665		17:09:51.209
4	1:35.971	+2.306	17:11:27.180
5	1:34.380	+0.715	17:13:01.560
6	1:35.665	+2.000	17:14:37.225
7	1:34.144	+0.479	17:16:11.369

Lap	Lap Tm	Diff	Time of Day
(10) Fenesi Szabolcs			
1	1:48.198	+4.154	17:06:40.641
2	1:46.960	+2.916	17:08:27.601
3	1:45.645	+1.601	17:10:13.246
4	1:44.767	+0.723	17:11:58.013
5	1:44.442	+0.398	17:13:42.455
6	1:44.044		17:15:26.499

Lap	Lap Tm	Diff	Time of Day
(1) Alliance Sebastian			
1	1:49.356	+6.518	17:06:42.395
2	1:47.705	+4.867	17:08:30.100
3	1:44.294	+1.456	17:10:14.394
4	1:55.814	+12.976	17:12:10.208
5	1:47.429	+4.591	17:13:57.637
6	1:42.838		17:15:40.475

Lap	Lap Tm	Diff	Time of Day
(77) Jakob Kristóf			
1	2:12.370	+20.668	17:07:23.285
2	1:53.046	+1.344	17:09:16.331
3	1:52.158	+0.456	17:11:08.489
4	1:52.806	+1.104	17:13:01.295
5	1:51.702		17:14:52.997
6	1:52.492	+0.790	17:16:45.489

Lap	Lap Tm	Diff	Time of Day
(95) Fazekas Dennis			
1	1:31.444	+5.271	17:06:25.076
2	1:26.173		17:07:51.249
3	1:26.331	+0.158	17:09:17.580
4	1:27.385	+1.212	17:10:44.965
5	7:19.209	+5:53.036	17:18:04.174

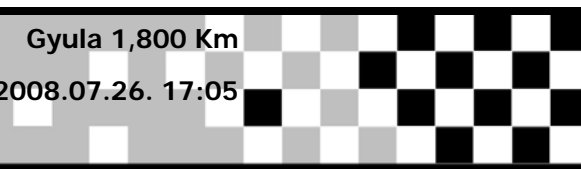
Az eredmény ideiglenes (nem hivatalos) amíg a Zsűri azt jóvá nem hagyta!**Orbits 4**Versenyigazgató
www.motorsport.hu

Zsűrielnök

Időmérés vezetője

www.amb-it.comwww.mylaps.com

id to: ChronoMoto Timing

MAMS Motocross Junior OB + Kupa
Lapchart
2.futam - Race 2
Gyula 1,800 Km
50cc
2008.07.26. 17:05
Race (8:00 and 2 Laps) started at 17:04:36


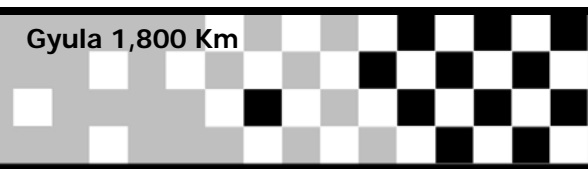
Competitors	Laps									
	0	1	2	3	4	5	6	7	8	
Petr Kolaja (25)	1	25	25	25	25	25	25	25	25	25
Milan Fiala (20)	2	20	20	20	20	20	20	20	20	20
Strycek Samuel (51)	3	51	51	53	53	53	53	53	53	53
Szfárlí Hunor (60)	4	60	19	51	51	51	51	51	51	51
Török Ádám (19)	5	19	53	19	6	6	6	6	6	6
Horváth Kristóf (6)	6	6	60	6	19	19	19	19	19	19
Rober Horeski (4)	7	4	6	60	60	60	60	60	60	60
Jost Simon (53)	8	53	4	4	4	4	33	33	33	33
Bíró Bende (33)	9	33	33	33	33	33	4	4	4	4
Fenesi Szabolcs (10)	10	10	95	95	95	95	78	78	78	78
Alliance Sebastian (1)	11	1	10	78	78	78	10	10	10	10
Fazekas Dennis (95)	12	95	1	10	10	10	1	1	1	1
Kádár Benedek (78)	13	78	78	1	1	1	77	77	77	77
Jakob Kristóf (77)	14	77	77	77	77	77	95	95	95	95

**MAMS Motocross Junior OB + Kupa**

Összetett eredmény - Total results

Gyula 1,800 Km

50cc



Pos	No.	Name	Club	Make	Class	R1.	R2.	Total points AA
1	25	Petr Kolaja	CZ	KTM	50cc	25	25	50
2	53	Jost Simon	SK	KTM	50cc	22	20	42 2M
3	20	Milan Fiala	SK	KTM	50cc	18	22	40
4	19	Török Ádám	Motor ART MSE	KTM	50cc	20	15	35 2M
5	51	Strycek Samuel	Slovakia	KTM	50cc	16	18	34
6	6	Horváth Kristóf	PMSE	KTM	50cc	14	16	30 2M
7	60	Szfárli Hunor	Iván Motor	KTM	50cc	15	14	29
8	33	Bíró Bende	Ápr.4.SE	KTM	50cc	12	13	25
9	4	Rober Horeski	SK	KTM	50cc	13	12	25
10	78	Kádár Benedek	Sugas	KTM	50cc	10	11	21
11	10	Fenesi Szabolcs	Gyula CRT	Keeway	50cc	9	10	19 NAPI
12	1	Alliance Sebastian	SK	KTM	50cc	8	9	17
13	95	Fazekas Dennis	Reál Motor	KTM	50cc	11	0	11
14	77	Jakob Kristóf	ENERGY TEAM	KTM	50cc	0	8	8

Name

Name

R1. 1. futam - Race 1 - 50cc

R2. 2.futam - Race 2 - 50cc

Az eredmény ideiglenes (nem hivatalos) amíg a Zsűri azt jóvá nem hagyta!

Orbits 4

Versenyigazgató

Zsűrielnök

Időmérés vezetője

www.motorsport.hu



www.amb-it.com

www.mylaps.com

id to: ChronoMoto Timing