



Monor
Hódmezővásárhely
Piliscsév
Nyársapát
Kóka
Tápióbicsike
Csolnok
Kőszárhegy

Magyar Köztársaság Nemzetközi Motocross Bajnokság Hungarian Int. MX Championship

Int. MX OB. 1.f (Monor)

Sorted on Best Lap time

Free Practice - Szabad Edzés

Monor 0,000 Km

1.osztály MX1/MX2

2010.03.28. 09:40

Practice started at 9:35:02

Pos	PIC	No.	Name	Club	Make	Class	AA	Best Tm	Lap	Laps	Diff
1	1	108	NÉMETH Kornél	Paksi Autó és Motorsport Egyesület	KTM	MX1 I.o.	2M	1:25.152	8	9	
2	2	42	SZVOBODA Bence	Paksi Autó és Motorsport Egyesület	KTM	MX1 I.o.	2M	1:27.452	10	10	2.300
3	3	105	KOHUT Martin	Cseh-LR Cosmetic Ados KTM	KTM	MX1 I.o.	2M	1:28.208	11	14	3.056
4	4	10	RINGHOFER Philipp	Németország	Kawasaki	MX1 I.o.		1:28.346	10	11	3.194
5	5	4	CZUNI László	Románia	Suzuki	MX1 I.o.	2M	1:28.468	8	11	3.316
6	6	35	ZAREMBA Jan	Csehország	Honda	MX1 I.o.		1:28.982	12	13	3.830
7	1	89	KULHAVY Josef	Csehország	KTM	MX2 I.o.		1:30.008	5	11	4.856
8	7	266	BORKA János	Kawasaki Magyarország Motorsport Egy	Kawasaki	MX1 I.o.	2M	1:30.191	6	7	5.039
9	2	102	NAGY Alex	Center Motorsport Club	KTM	MX2 I.o.	2M	1:30.770	7	11	5.618
10	8	99	PERSSON Anders	Svédország	Honda	MX1 I.o.		1:30.879	9	14	5.727
11	9	14	REISINGER Oswald	Ausztria	Suzuki	MX1 I.o.	2M	1:31.066	11	13	5.914
12	10	3	DYLSKI Gábor	MAMI Yamaha Fehér	Yamaha	MX1 I.o.		1:31.339	9	12	6.187
13	3	141	HUGYECZ Erik	MAMI Yamaha Fehér	Yamaha	MX2 I.o.	2M	1:31.431	8	13	6.279
14	4	321	FIRTOSVÁRI Gábor	Kawasaki Magyarország Motorsport Egy	Kawasaki	MX2 I.o.		1:31.485	10	10	6.333
15	11	39	SPICAK Milan	Csehország	Kawasaki	MX1 I.o.		1:31.636	9	14	6.484
16	5	1	Tomas SIMKO	Cseh-LR Cosmetic Ados RT	KTM	MX2 I.o.		1:31.794	9	14	6.642
17	12	8	LÉCZ Gergely	Real Motorcentrum Motorsport Egyesüle	Suzuki	MX1 I.o.	2M	1:32.157	8	9	7.005
18	13	87	STRANSKY Vit	Csehország	KTM	MX1 I.o.		1:32.225	13	14	7.073
19	14	92	FRIEDL Hermann	Ausztria	Kawasaki	MX1 I.o.		1:32.296	9	12	7.144
20	15	16	Radek BOHUSLAV	Szlovákia - KTM OKR Team	KTM	MX1 I.o.		1:32.469	11	11	7.317
21	16	36	SJÖSTRÖM Tommy	Svédország	Honda	MX1 I.o.		1:32.744	5	14	7.592
22	6	15	DAMIANIK Stefan	Ausztria	Kawasaki	MX2 I.o.		1:32.885	8	11	7.733
23	17	20	KERNER László	Real Motorcentrum Motorsport Egyesüle	Honda	MX1 I.o.		1:32.892	8	12	7.740
24	18	97	HAMPRS Robin	Svédország	Kawasaki	MX1 I.o.		1:33.121	8	13	7.969
25	7	101	BÓDIS Roland	Center Motorsport Club	KTM	MX2 I.o.		1:33.131	6	9	7.979
26	8	795	SZ?KE Márk János	Kawasaki Magyarország Motorsport Egy	Kawasaki	MX2 I.o.	2M	1:33.143	7	9	7.991
27	9	91	JOHANSSON Patrick	Svédország	Yamaha	MX2 I.o.		1:33.418	8	13	8.266
28	19	178	CERNOLD Alexander	Svédország	Suzuki	MX1 I.o.		1:33.523	9	11	8.371
29	10	110	MAROSI Dávid	Real Motorcentrum Motorsport Egyesüle	Suzuki	MX2 I.o.	2M	1:34.443	12	13	9.291
30	11	2	HUJBER Péter	Real Motorcentrum Motorsport Egyesüle	KTM	MX2 I.o.		1:34.983	7	9	9.831
31	12	85	SOÓKY Zsolt	Integrál Motoros Klub	Honda	MX2 I.o.	2M	1:35.027	6	8	9.875
32	13	33	Christoph HEINZ	Ausztria	Honda	MX2 I.o.		1:35.072	9	12	9.920
33	14	49	PÁL Markó	Csarnai MX Racing SE	Kawasaki	MX2 I.o.		1:35.556	5	8	10.404
34	15	124	BERKES Dániel	MAMI Yamaha Fehér	Yamaha	MX2 I.o.		1:36.090	6	8	10.938
35	16	791	LARSSON Henrik	Svédország	Yamaha	MX2 I.o.		1:37.054	8	10	11.902
36	20	81	SZÉP-HORVÁTH Arnold	K?szárhegyi Motocross Club	KTM	MX1 I.o.		1:38.024	5	14	12.872
37	17	794	KUBA Ronald	Szlovákia - KTM OKR Team	KTM	MX2 I.o.	2M	1:38.060	12	12	12.908
38	18	23	BUCHEGGER Philipp	Ausztria	Kawasaki	MX2 I.o.		1:39.101	6	10	13.949
39	19	333	LÖVGREN Markus	Svédország	KTM	MX2 I.o.		1:39.540	11	14	14.388
40	20	12	TÓTH Nicolas	Szlovákia - KTM OKR Team	KTM	MX2 I.o.		1:41.523	10	10	16.371
41	21	66	MERKLER Gergely	Real Motorcentrum Motorsport Egyesüle	Honda	MX2 I.o.		1:41.685	2	5	16.533
42	22	171	JUHÁSZ Patrik	MX Team Sturovo	Yamaha	MX2 I.o.		1:43.164	6	12	18.012

Az eredmény mindaddig ideiglenes, amíg azt a zsűri jóvá nem hagyta

Orbits

Versenyigazgató Zsűrielnök Időmérés vezetője
Clerk of the Course Jury President Chief Timekeeper



Printed: 2010.03.28. 10:33:09

Page 1/2



Monor
Hódmezővásárhely
Piliscsév
Nyársapát
Kóka
Tápióbicsike
Csolnok
Köszárhegy

Magyar Köztársaság Nemzetközi
Motocross Bajnokság
Hungarian Int. MX Championship

Int. MX OB. 1.f (Monor)

Sorted on Best Lap time

Free Practice - Szabad Edzés

Monor 0,000 Km

1.osztály MX1/MX2

2010.03.28. 09:40

Practice started at 9:35:02

Pos	PIC	No.	Name	Club	Make	Class	AA	Best Tm	Lap	aps	Diff
43	23	96	KOLLER Gregor	Ausztria	Kawasaki	MX2 I.o.		1:43.373	9	10	18.221
44	24	12	TRAMPERT Titus	Németország	Honda	MX2 I.o.		1:43.413	8	9	18.261
45	25	113	HANAK Vladimir	Szlovákia - KTM OKR Team	KTM	MX2 I.o.		1:45.469	3	6	20.317

Az eredmény mindaddig ideiglenes, amíg azt a zsűri jóvá nem hagyta

Orbits

Versenyigazgató Zsűrielnök Időmérés vezetője
Clerk of the Course Jury President Chief Timekeeper



Printed: 2010.03.28. 10:33:09

Page 2/2



MONOR
HÓMEZŐVÁSÁRHELY
PILISCSÉV
NYÁRSAPÁT
KÓKA
TÁPÓBICSKE
CSOLNOK
KÖSZÁRHEGY

Magyar Köztársaság Nemzetközi Motocross Bajnokság Hungarian Int. MX Championship

Int. MX OB. 1.f (Monor)

Free Practice - Szabad Edzés

1.osztály MX1/MX2

Practice started at 9:35:02

Monor 0,000 Km

2010.03.28. 09:40

Lap	Lap Tm	Diff	Time of Day
(108) NÉMETH Kornél			
1	1:33.411	+8.259	9:38:14.892
2	1:30.772	+5.620	9:39:45.664
3	1:26.664	+1.512	9:41:12.328
4	4:29.113	+3:03.961	9:45:41.441
5	1:32.746	+7.594	9:47:14.187
6	1:34.633	+9.481	9:48:48.820
7	8:16.167	+6:51.015	9:57:04.987
8	1:25.152		9:58:30.139
9	2:45.739	+1:20.587	10:01:15.878

Lap	Lap Tm	Diff	Time of Day
(42) SZVOBODA Bence			
1	1:44.417	+16.965	9:37:03.637
2	1:37.821	+10.369	9:38:41.458
3	1:36.212	+8.760	9:40:17.670
4	2:56.170	+1:28.718	9:43:13.840
5	1:32.575	+5.123	9:44:46.415
6	1:28.845	+1.393	9:46:15.260
7	3:56.015	+2:28.563	9:50:11.275
8	1:48.985	+21.533	9:52:00.260
9	1:41.438	+13.986	9:53:41.698
10	1:27.452		9:55:09.150

Lap	Lap Tm	Diff	Time of Day
(105) KOHUT Martin			
1	1:47.025	+18.817	9:39:24.008
2	1:39.304	+11.096	9:41:03.312
3	1:33.797	+5.589	9:42:37.109
4	1:32.130	+3.922	9:44:09.239
5	1:31.505	+3.297	9:45:40.744
6	1:30.143	+1.935	9:47:10.887
7	1:40.693	+12.485	9:48:51.580
8	1:29.411	+1.203	9:50:20.991
9	1:35.787	+7.579	9:51:56.778
10	1:43.277	+15.069	9:53:40.055
11	1:28.208		9:55:08.263
12	1:51.694	+23.486	9:56:59.957
13	1:42.169	+13.961	9:58:42.126
14	1:29.146	+0.938	10:00:11.272

Lap	Lap Tm	Diff	Time of Day
(10) RINGHOFER Philipp			
1	1:39.859	+11.513	9:38:08.377
2	1:30.593	+2.247	9:39:38.970
3	1:36.194	+7.848	9:41:15.164
4	5:10.638	+3:42.292	9:46:25.802
5	1:40.447	+12.101	9:48:06.249
6	1:28.822	+0.476	9:49:35.071
7	3:06.112	+1:37.766	9:52:41.183
8	1:42.222	+13.876	9:54:23.405
9	2:42.376	+1:14.030	9:57:05.781
10	1:28.346		9:58:34.127
11	1:58.780	+30.434	10:00:32.907

Lap	Lap Tm	Diff	Time of Day
(4) CZUNI László			
1	1:56.551	+28.083	9:42:27.703
2	1:53.540	+25.072	9:44:21.243
3	1:30.907	+2.439	9:45:52.150
4	1:29.905	+1.437	9:47:22.055
5	1:37.311	+8.843	9:48:59.366
6	2:30.364	+1:01.896	9:51:29.730
7	1:51.385	+22.917	9:53:21.115
8	1:28.468		9:54:49.583
9	1:28.840	+0.372	9:56:18.423
10	1:28.909	+0.441	9:57:47.332
11	4:21.444	+2:52.976	10:02:08.776

Lap	Lap Tm	Diff	Time of Day
(35) ZAREMBA Jan			
1	1:50.024	+21.042	9:37:30.600
2	1:54.505	+25.523	9:39:25.105
3	1:35.203	+6.221	9:41:00.308
4	1:49.418	+20.436	9:42:49.726
5	1:36.565	+7.583	9:44:26.291
6	3:34.403	+2:05.421	9:48:00.694
7	1:31.566	+2.584	9:49:32.260
8	1:40.925	+11.943	9:51:13.185
9	1:48.165	+19.183	9:53:01.350
10	1:40.492	+11.510	9:54:41.842
11	1:39.165	+10.183	9:56:21.007
12	1:28.982		9:57:49.989
13	3:47.977	+2:18.995	10:01:37.966

Lap	Lap Tm	Diff	Time of Day
(89) KULHAVY Josef			
1	1:50.647	+20.639	9:39:30.034
2	2:40.762	+1:10.754	9:42:10.796
3	1:39.945	+9.937	9:43:50.741
4	1:31.487	+1.479	9:45:22.228
5	1:30.008		9:46:52.236
6	4:51.548	+3:21.540	9:51:43.784
7	1:47.578	+17.570	9:53:31.362
8	1:38.807	+8.799	9:55:10.169
9	1:38.604	+8.596	9:56:48.773
10	1:34.570	+4.562	9:58:23.343
11	3:23.749	+1:53.741	10:01:47.092

Lap	Lap Tm	Diff	Time of Day
(266) BORKA János			
1	1:35.456	+5.265	9:37:11.603
2	1:33.181	+2.990	9:38:44.784
3	1:31.205	+1.014	9:40:15.989
4	3:59.678	+2:29.487	9:44:15.667
5	1:45.040	+14.849	9:46:00.707
6	1:30.191		9:47:30.898
7	1:31.664	+1.473	9:49:02.562

Lap	Lap Tm	Diff	Time of Day
(102) NAGY Alex			
1	1:35.941	+5.171	9:36:46.412
2	1:32.910	+2.140	9:38:19.322
3	1:33.138	+2.368	9:39:52.460
4	1:31.517	+0.747	9:41:23.977
5	3:17.847	+1:47.077	9:44:41.824
6	1:39.229	+8.459	9:46:21.053
7	1:30.770		9:47:51.823
8	1:55.738	+24.968	9:49:47.561
9	1:31.709	+0.939	9:51:19.270
10	1:48.429	+17.659	9:53:07.699
11	1:31.382	+0.612	9:54:39.081

Lap	Lap Tm	Diff	Time of Day
(99) PERSSON Anders			
1	1:48.357	+17.478	9:37:20.674
2	1:32.907	+2.028	9:38:53.581
3	1:33.947	+3.068	9:40:27.528
4	1:33.101	+2.222	9:42:00.629
5	1:32.057	+1.178	9:43:32.686
6	2:42.412	+1:11.533	9:46:15.098
7	1:31.225	+0.346	9:47:46.323
8	2:20.713	+49.834	9:50:07.036
9	1:30.879		9:51:37.915
10	1:31.819	+0.940	9:53:09.734
11	2:23.835	+52.956	9:55:33.569
12	1:40.625	+9.746	9:57:14.194
13	2:01.923	+31.044	9:59:16.117
14	1:35.354	+4.475	10:00:51.471

Lap	Lap Tm	Diff	Time of Day
(14) REISINGER Oswald			
1	1:49.639	+18.573	9:37:31.940
2	1:42.533	+11.467	9:39:14.473
3	1:41.136	+10.070	9:40:55.609
4	1:36.912	+5.846	9:42:32.521
5	1:34.090	+3.024	9:44:06.611
6	1:38.012	+6.946	9:45:44.623
7	1:32.652	+1.586	9:47:17.275
8	3:57.812	+2:26.746	9:51:15.087
9	1:33.475	+2.409	9:52:48.562
10	1:36.405	+5.339	9:54:24.967
11	1:31.066		9:55:56.033
12	3:33.598	+2:02.532	9:59:29.631
13	1:38.643	+7.577	10:01:08.274

Lap	Lap Tm	Diff	Time of Day
(3) DYLSKI Gábor			
1	1:50.549	+19.210	9:38:35.770
2	1:36.700	+5.361	9:40:12.470
3	1:32.170	+0.831	9:41:44.640
4	1:55.419	+24.080	9:43:40.059
5	1:33.693	+2.354	9:45:13.752
6	4:05.860	+2:34.521	9:49:19.612
7	1:44.301	+12.962	9:51:03.913
8	1:31.925	+0.586	9:52:35.838
9	1:31.339		9:54:07.177
10	3:15.091	+1:43.752	9:57:22.268
11	2:11.478	+40.139	9:59:33.746
12	1:40.916	+9.577	10:01:14.662

Lap	Lap Tm	Diff	Time of Day
(141) HUGYECZ Erik			
1	1:46.892	+15.461	9:37:34.107
2	1:38.016	+6.585	9:39:12.123
3	1:35.110	+3.679	9:40:47.233
4	1:31.549	+0.118	9:42:18.782
5	1:49.108	+17.677	9:44:07.890
6	4:08.211	+2:36.780	9:48:16.101
7	1:40.986	+9.555	9:49:57.087
8	1:31.431		9:51:28.518
9	1:45.155	+13.724	9:53:13.673
10	1:53.128	+21.697	9:55:06.801
11	1:47.935	+16.504	9:56:54.736
12	1:36.933	+5.502	9:58:31.669
13	1:48.550	+17.119	10:00:20.219

Lap	Lap Tm	Diff	Time of Day
(321) FIRTOSVÁRI Gábor			
1	1:57.161	+25.676	9:37:53.449
2	1:39.123	+7.638	9:39:32.572
3	1:35.060	+3.575	9:41:07.632
4	1:34.352	+2.867	9:42:41.984
5	4:45.221	+3:13.736	9:47:27.205
6	1:34.843	+3.358	9:49:02.048
7	1:32.724	+1.239	9:50:34.772
8	1:33.225	+1.740	9:52:07.997
9	6:55.404	+5:23.919	9:59:03.401
10	1:31.485		10:00:34.886

Lap	Lap Tm	Diff	Time of Day
(99) SPICAK Milan			
1	1:58.743	+27.107	9:38:11.134
2	1:43.752	+12.116	9:39:54.886
3	1:35.033	+3.397	9:41:29.919
4	1:34.093	+2.457	9:43:04.012
5	1:32.433	+0.797	9:44:36.445
6	1:33.310	+1.614	9:46:09.755
7	1:32.568	+0.932	9:47:42.323
8	1:52.032	+20.396	9:49:34.355
9	1:31.636		9:51:05.991

Az eredmény mindaddig ideiglenes, amíg azt a zsűri jóvá nem hagyta

Orbits

Versenyigazgató Zsúrielnök Időmérés vezetője
Clerk of the Course Jury President Chief Timekeeper





Monor
Hódmezővásárhely
Piliscsév
Nyársapát
Kóka
Tápióbsike
Csolnok
Kőszárhegy

Magyar Köztársaság Nemzetközi Motocross Bajnokság Hungarian Int. MX Championship

Int. MX OB. 1.f (Monor)

Free Practice - Szabad Edzés

Monor 0,000 Km

1.osztály MX1/MX2

2010.03.28. 09:40

Practice started at 9:35:02

Lap	Lap Tm	Diff	Time of Day
10	3:15.602	+1:43.966	9:54:21.593
11	1:41.512	+9.876	9:56:03.105
12	1:32.678	+1.042	9:57:35.783
13	1:31.767	+0.131	9:59:07.550
14	2:34.258	+1:02.622	10:01:41.808

(1) **Tomas SIMKO**

1	1:49.178	+17.384	9:38:44.153
2	1:38.184	+6.390	9:40:22.337
3	1:39.548	+7.754	9:42:01.885
4	1:33.791	+1.997	9:43:35.676
5	1:31.865	+0.071	9:45:07.541
6	1:39.883	+8.089	9:46:47.424
7	1:32.945	+1.151	9:48:20.369
8	1:58.327	+26.533	9:50:18.696
9	1:31.794		9:51:50.490
10	1:45.114	+13.320	9:53:35.604
11	1:59.357	+27.563	9:55:34.961
12	1:47.158	+15.364	9:57:22.119
13	1:32.152	+0.358	9:58:54.271
14	3:24.298	+1:52.504	10:02:18.569

(8) **LÉCZ Gergely**

1	1:52.595	+20.438	9:40:01.858
2	2:40.114	+1:07.957	9:42:41.972
3	1:43.092	+10.935	9:44:25.064
4	1:56.793	+24.636	9:46:21.857
5	1:32.497	+0.340	9:47:54.354
6	5:11.213	+3:39.056	9:53:05.567
7	1:58.624	+26.467	9:55:04.191
8	1:32.157		9:56:36.348
9	4:19.513	+2:47.356	10:00:55.861

(87) **STRANSKY Vit**

1	2:02.052	+29.827	9:39:03.465
2	1:46.346	+14.121	9:40:49.811
3	1:45.898	+13.673	9:42:35.709
4	1:50.008	+17.783	9:44:25.717
5	1:36.862	+4.637	9:46:02.579
6	1:40.588	+8.363	9:47:43.167
7	1:41.986	+9.761	9:49:25.153
8	1:39.443	+7.218	9:51:04.596
9	1:41.010	+8.785	9:52:45.606
10	1:33.045	+0.820	9:54:18.651
11	1:38.771	+6.546	9:55:57.422
12	1:39.165	+6.940	9:57:36.587
13	1:32.225		9:59:08.812
14	1:54.134	+21.909	10:01:02.946

(92) **FRIEDL Hermann**

1	1:45.686	+13.390	9:37:08.701
2	1:41.044	+8.748	9:38:49.745
3	1:37.019	+4.723	9:40:26.764
4	1:37.463	+5.167	9:42:04.227
5	1:35.323	+3.027	9:43:39.550
6	3:06.858	+1:34.562	9:46:46.408
7	1:40.033	+7.737	9:48:26.441
8	1:33.926	+1.630	9:50:00.367
9	1:32.296		9:51:32.663
10	5:53.820	+4:21.524	9:57:26.483
11	1:39.995	+7.699	9:59:06.478
12	1:44.915	+12.619	10:00:51.393

(16) **Radek BOHUSLAV**

1	1:45.849	+13.380	9:39:11.123
2	1:48.229	+15.760	9:40:59.352

Lap	Lap Tm	Diff	Time of Day
3	1:38.320	+5.851	9:42:37.672
4	1:38.369	+5.900	9:44:16.041
5	1:34.769	+2.300	9:45:50.810
6	1:49.920	+17.451	9:47:40.730
7	1:45.970	+13.501	9:49:26.700
8	1:56.426	+23.957	9:51:23.126
9	1:41.074	+8.605	9:53:04.200
10	5:42.400	+4:09.931	9:58:46.600
11	1:32.469		10:00:19.069

(36) **SJÖSTRÖM Tommy**

1	1:45.389	+12.645	9:37:09.415
2	1:37.101	+4.357	9:38:46.516
3	1:33.580	+0.836	9:40:20.096
4	1:34.808	+2.064	9:41:54.904
5	1:32.744		9:43:27.648
6	2:58.661	+1:25.917	9:46:26.309
7	1:43.200	+10.456	9:48:09.509
8	1:33.606	+0.862	9:49:43.115
9	1:35.464	+2.720	9:51:18.579
10	1:35.542	+2.798	9:52:54.121
11	1:33.455	+0.711	9:54:27.576
12	1:33.536	+0.792	9:56:01.112
13	3:16.075	+1:43.331	9:59:17.187
14	1:33.321	+0.577	10:00:50.508

(15) **DAMIANIK Stefan**

1	1:46.582	+13.697	9:37:11.755
2	1:36.251	+3.366	9:38:48.006
3	1:36.612	+3.727	9:40:24.618
4	1:35.632	+2.747	9:42:00.250
5	3:56.284	+2:23.399	9:45:56.534
6	2:06.016	+33.131	9:48:02.550
7	1:34.665	+1.780	9:49:37.215
8	1:32.885		9:51:10.100
9	2:56.739	+1:23.854	9:54:06.839
10	2:29.543	+56.658	9:56:36.382
11	4:41.474	+3:08.589	10:01:17.856

(20) **KERNER László**

1	1:46.099	+13.207	9:37:53.307
2	1:35.857	+2.965	9:39:29.164
3	1:36.840	+3.948	9:41:06.004
4	1:36.923	+4.031	9:42:42.927
5	1:34.800	+1.908	9:44:17.727
6	1:35.714	+2.822	9:45:53.441
7	7:07.486	+5:34.594	9:53:00.927
8	1:32.892		9:54:33.819
9	1:34.463	+1.571	9:56:08.282
10	1:37.473	+4.581	9:57:45.755
11	1:57.911	+25.019	9:59:43.666
12	1:47.419	+14.527	10:01:31.085

(97) **HAMPRS Robin**

1	1:45.441	+12.320	9:37:39.570
2	1:38.291	+5.170	9:39:17.861
3	1:33.993	+0.872	9:40:51.854
4	1:33.727	+0.606	9:42:25.581
5	1:33.999	+0.878	9:43:59.580
6	4:15.270	+2:42.149	9:48:14.850
7	1:34.896	+1.775	9:49:49.746
8	1:33.121		9:51:22.867
9	1:33.831	+0.710	9:52:56.698
10	1:33.278	+0.157	9:54:29.976
11	1:34.881	+1.760	9:56:04.857
12	1:34.820	+1.699	9:57:39.677

Lap	Lap Tm	Diff	Time of Day
13	3:42.900	+2:09.779	10:01:22.577

(101) **BÓDIS Roland**

1	1:44.527	+11.396	9:41:34.802
2	1:36.284	+3.153	9:43:11.086
3	1:34.478	+1.347	9:44:45.564
4	3:47.197	+2:14.066	9:48:32.761
5	1:42.539	+9.408	9:50:15.300
6	1:33.131		9:51:48.431
7	1:44.014	+10.883	9:53:32.445
8	1:47.718	+14.587	9:55:20.163
9	6:05.236	+4:32.105	10:01:25.399

(795) **SZ?KE Márk János**

1	1:37.163	+4.020	9:36:48.610
2	1:33.249	+0.106	9:38:21.859
3	3:04.494	+1:31.351	9:41:26.353
4	1:33.319	+0.176	9:42:59.672
5	1:33.570	+0.427	9:44:33.242
6	3:16.401	+1:43.258	9:47:49.643
7	1:33.143		9:49:22.786
8	1:33.808	+0.665	9:50:56.594
9	5:49.569	+4:16.426	9:56:46.163

(91) **JOHANSSON Patrik**

1	1:46.021	+12.603	9:37:01.624
2	1:36.264	+2.846	9:38:37.888
3	1:43.271	+9.853	9:40:21.159
4	1:38.802	+5.384	9:41:59.961
5	1:51.397	+17.979	9:43:51.358
6	1:44.959	+11.541	9:45:36.317
7	1:34.959	+1.541	9:47:11.276
8	1:33.418		9:48:44.694
9	2:13.778	+40.360	9:50:58.472
10	1:59.440	+26.022	9:52:57.912
11	3:35.668	+2:02.250	9:56:33.580
12	2:03.870	+30.452	9:58:37.450
13	1:37.940	+4.522	10:00:15.390

(178) **CERNOLD Alexander**

1	3:39.355	+2:05.832	9:38:55.873
2	1:36.293	+2.770	9:40:32.166
3	1:36.761	+3.238	9:42:08.927
4	1:37.849	+4.326	9:43:46.776
5	4:29.851	+2:56.328	9:48:16.627
6	1:35.937	+2.414	9:49:52.564
7	1:33.823	+0.300	9:51:26.387
8	1:44.861	+11.338	9:53:11.248
9	1:33.523		9:54:44.771
10	1:51.165	+17.642	9:56:35.936
11	4:57.172	+3:23.649	10:01:33.108

(110) **MAROSI Dávid**

1	1:50.123	+15.680	9:37:42.326
2	1:43.895	+9.452	9:39:26.221
3	1:35.348	+0.905	9:41:01.569
4	1:42.986	+8.543	9:42:44.555
5	1:37.831	+3.388	9:44:22.386
6	3:51.180	+2:16.737	9:48:13.566
7	1:37.531	+3.088	9:49:51.097
8	1:35.065	+0.622	9:51:26.162
9	2:46.124	+1:11.681	9:54:12.286
10	1:34.982	+0.539	9:55:47.268
11	1:53.067	+18.624	9:57:40.335
12	1:34.443		9:59:14.778
13	1:51.744	+17.301	10:01:06.522

Az eredmény mindaddig ideiglenes, amíg azt a zsűri jóvá nem hagyta

Orbits

Versenyigazgató Zsúrielnök Időmérés vezetője
Clerk of the Course Jury President Chief Timekeeper





Monor
Hódmezővásárhely
Piliscsévi
Nyársapát
Kóka
Tápióbicsike
Csolnok
Köszárhegy

Magyar Köztársaság Nemzetközi Motocross Bajnokság Hungarian Int. MX Championship

Int. MX OB. 1.f (Monor)

Free Practice - Szabad Edzés

1.osztály MX1/MX2

Practice started at 9:35:02

Monor 0,000 Km

2010.03.28. 09:40

Lap	Lap Tm	Diff	Time of Day
(2) HUJBER Péter			
1	1:47.006	+12.023	9:37:15.101
2	1:36.262	+1.279	9:38:51.363
3	1:37.440	+2.457	9:40:28.803
4	8:39.001	+7:04.018	9:49:07.804
5	1:39.442	+4.459	9:50:47.246
6	1:36.838	+1.855	9:52:24.084
7	1:34.983		9:53:59.067
8	1:36.896	+1.913	9:55:35.963
9	5:50.622	+4:15.639	10:01:26.585

Lap	Lap Tm	Diff	Time of Day
(85) SOÓKY Zsolt			
1	1:49.324	+14.297	9:38:42.743
2	1:39.653	+4.626	9:40:22.396
3	1:36.994	+1.967	9:41:59.390
4	3:26.889	+1:51.862	9:45:26.279
5	1:56.870	+21.843	9:47:23.149
6	1:35.027		9:48:58.176
7	9:53.269	+8:18.242	9:58:51.445
8	1:35.754	+0.727	10:00:27.199

Lap	Lap Tm	Diff	Time of Day
(33) Christoph HEINZ			
1	1:48.732	+13.660	9:37:23.366
2	1:38.639	+3.567	9:39:02.005
3	1:36.071	+0.999	9:40:38.076
4	1:42.101	+7.029	9:42:20.177
5	2:30.534	+55.462	9:44:50.711
6	1:43.233	+8.161	9:46:33.944
7	1:36.651	+1.579	9:48:10.595
8	4:17.111	+2:42.039	9:52:27.706
9	1:35.072		9:54:02.778
10	2:41.058	+1:05.986	9:56:43.836
11	1:53.186	+18.114	9:58:37.022
12	1:35.433	+0.361	10:00:12.455

Lap	Lap Tm	Diff	Time of Day
(49) PÁL Markó			
1	1:54.462	+18.906	9:38:03.714
2	1:44.503	+8.947	9:39:48.217
3	1:44.090	+8.534	9:41:32.307
4	3:20.714	+1:45.158	9:44:53.021
5	1:35.556		9:46:28.577
6	5:26.721	+3:51.165	9:51:55.298
7	1:57.677	+22.121	9:53:52.975
8	5:56.918	+4:21.362	9:59:49.893

Lap	Lap Tm	Diff	Time of Day
(124) BERKES Dániel			
1	1:43.033	+6.943	9:36:57.070
2	1:40.376	+4.286	9:38:37.446
3	1:37.973	+1.883	9:40:15.419
4	1:43.973	+7.883	9:41:59.392
5	5:03.036	+3:26.946	9:47:02.428
6	1:36.090		9:48:38.518
7	3:02.820	+1:26.730	9:51:41.338
8	1:42.850	+6.760	9:53:24.188

Lap	Lap Tm	Diff	Time of Day
(791) LARSSON Henrik			
1	2:08.136	+31.082	9:37:44.796
2	1:46.332	+9.278	9:39:31.128
3	1:40.341	+3.287	9:41:11.469
4	1:40.312	+3.258	9:42:51.781
5	1:38.761	+1.707	9:44:30.542
6	3:47.809	+2:10.755	9:48:18.351
7	1:39.935	+2.881	9:49:58.286
8	1:37.054		9:51:35.340
9	7:13.142	+5:36.088	9:58:48.482

Lap	Lap Tm	Diff	Time of Day
10	1:51.602	+14.548	10:00:40.084
(81) SZÉP-HORVÁTH Arnold			
1	1:45.567	+7.543	9:37:05.988
2	1:38.780	+0.756	9:38:44.768
3	1:41.904	+3.880	9:40:26.672
4	1:39.199	+1.175	9:42:05.871
5	1:38.024		9:43:43.895
6	1:45.066	+7.042	9:45:28.961
7	1:41.366	+3.342	9:47:10.327
8	3:58.599	+2:20.575	9:51:08.926
9	1:39.369	+1.345	9:52:48.295
10	1:38.335	+0.311	9:54:26.630
11	1:40.684	+2.660	9:56:07.314
12	1:42.970	+4.946	9:57:50.284
13	1:48.933	+10.909	9:59:39.217
14	1:53.200	+15.176	10:01:32.417

Lap	Lap Tm	Diff	Time of Day
(794) KUBA Ronald			
1	1:53.831	+15.771	9:37:23.274
2	1:49.701	+11.641	9:39:12.975
3	1:38.926	+0.866	9:40:51.901
4	1:42.038	+3.978	9:42:33.939
5	1:40.224	+2.164	9:44:14.163
6	1:46.296	+8.236	9:46:00.459
7	1:48.309	+10.249	9:47:48.768
8	4:18.451	+2:40.391	9:52:07.219
9	1:40.823	+2.763	9:53:48.042
10	1:39.015	+0.955	9:55:27.057
11	3:20.286	+1:42.226	9:58:47.343
12	1:38.060		10:00:25.403

Lap	Lap Tm	Diff	Time of Day
(23) BUCHEGGER Philipp			
1	1:50.784	+11.683	9:37:43.715
2	1:44.022	+4.921	9:39:27.737
3	1:43.215	+4.114	9:41:10.952
4	1:41.835	+2.734	9:42:52.787
5	1:39.400	+0.299	9:44:32.187
6	1:39.101		9:46:11.288
7	3:57.303	+2:18.202	9:50:08.591
8	1:53.230	+14.129	9:52:01.821
9	1:44.465	+5.364	9:53:46.286
10	6:09.938	+4:30.837	9:59:56.224

Lap	Lap Tm	Diff	Time of Day
(333) LÖVGREN Markus			
1	1:45.298	+5.758	9:37:05.174
2	1:41.453	+1.913	9:38:46.627
3	1:41.535	+1.995	9:40:28.162
4	1:40.381	+0.841	9:42:08.543
5	1:40.970	+1.430	9:43:49.513
6	1:41.456	+1.916	9:45:30.969
7	1:40.795	+1.255	9:47:11.764
8	1:42.807	+3.267	9:48:54.571
9	1:41.254	+1.714	9:50:35.825
10	2:33.408	+53.868	9:53:09.233
11	1:39.540		9:54:48.773
12	1:42.551	+3.011	9:56:31.324
13	1:46.089	+6.549	9:58:17.413
14	1:43.783	+4.243	10:00:01.196

Lap	Lap Tm	Diff	Time of Day
(12) TÓTH Nicolas			
1	2:10.232	+28.709	9:38:13.944
2	1:52.007	+10.484	9:40:05.951
3	2:01.159	+19.636	9:42:07.110
4	1:48.130	+6.607	9:43:55.240
5	4:03.363	+2:21.840	9:47:58.603

Lap	Lap Tm	Diff	Time of Day
6	1:44.406	+2.883	9:49:43.009
7	1:43.050	+1.527	9:51:26.059
8	1:45.531	+4.008	9:53:11.590
9	5:47.876	+4:06.353	9:58:59.466
10	1:41.523		10:00:40.989

Lap	Lap Tm	Diff	Time of Day
(66) MERKLER Gergely			
1	1:49.560	+7.875	9:37:27.075
2	1:41.685		9:39:08.760
3	1:42.598	+0.913	9:40:51.358
4	4:19.934	+2:38.249	9:45:11.292
5	1:45.409	+3.724	9:46:56.701

Lap	Lap Tm	Diff	Time of Day
(171) JUHÁSZ Patrik			
1	2:11.105	+27.941	9:38:13.624
2	1:57.304	+14.140	9:40:10.928
3	1:57.581	+14.417	9:42:08.509
4	1:58.929	+15.765	9:44:07.438
5	2:51.452	+1:08.288	9:46:58.890
6	1:43.164		9:48:42.054
7	1:43.347	+0.183	9:50:25.401
8	2:29.445	+46.281	9:52:54.846
9	1:59.708	+16.544	9:54:54.554
10	1:56.649	+13.485	9:56:51.203
11	2:10.952	+27.788	9:59:02.155
12	1:48.329	+5.165	10:00:50.484

Lap	Lap Tm	Diff	Time of Day
(96) KOLLER Gregor			
1	2:01.234	+17.861	9:37:46.939
2	1:48.567	+5.194	9:39:35.506
3	1:45.514	+2.141	9:41:21.020
4	3:19.967	+1:36.594	9:44:40.987
5	1:48.067	+4.694	9:46:29.054
6	1:53.462	+10.089	9:48:22.516
7	5:49.627	+4:06.254	9:54:12.143
8	1:50.815	+7.442	9:56:02.958
9	1:43.373		9:57:46.331
10	3:55.061	+2:11.688	10:01:41.392

Lap	Lap Tm	Diff	Time of Day
(12) TRAMPERT Titus			
1	1:50.341	+6.928	9:37:29.421
2	1:48.037	+4.624	9:39:17.458
3	2:55.538	+1:12.125	9:42:12.996
4	1:44.305	+0.892	9:43:57.301
5	1:52.067	+8.654	9:45:49.368
6	1:49.191	+5.778	9:47:38.559
7	4:52.001	+3:08.588	9:52:30.560
8	1:43.413		9:54:13.973
9	1:45.774	+2.361	9:55:59.747

Lap	Lap Tm	Diff	Time of Day
(113) HANAK Vladimír			
1	1:47.451	+1.982	9:49:14.594
2	1:47.669	+2.200	9:51:02.263
3	1:45.469		9:52:47.732
4	1:47.802	+2.333	9:54:35.534
5	1:52.062	+6.593	9:56:27.596
6	4:52.415	+3:06.946	10:01:20.011

Az eredmény mindaddig ideiglenes, amíg azt a zsűri jóvá nem hagyta

Orbits

Versenyigazgató Zsúrielnök Időmérés vezetője
Clerk of the Course Jury President Chief Timekeeper





Monor
Hódmezővásárhely
Piliscsév
Nyársapát
Kóka
Tápióbicsike
Csolnok
Kőszárhegy

Magyar Köztársaság Nemzetközi Motocross Bajnokság Hungarian Int. MX Championship

Int. MX OB. 1.f (Monor)

Sorted on Best Lap time

Free Practice - Szabad Edzés

Monor 0,000 Km

1.osztály MX1/MX2

2010.03.28. 09:40

Practice started at 9:35:02

Pos	PIC	No.	Name	Club	Make	Class	AA	Best Tm	Lap	Laps	Diff
1	1	108	NÉMETH Kornél	Paksi Autó és Motorsport Egyesület	KTM	MX1 I.o.	2M	1:25.152	8	9	
2	2	42	SZVOBODA Bence	Paksi Autó és Motorsport Egyesület	KTM	MX1 I.o.	2M	1:27.452	10	10	2.300
3	3	105	KOHUT Martin	Cseh-LR Cosmetic Ados KTM	KTM	MX1 I.o.	2M	1:28.208	11	14	3.056
4	4	10	RINGHOFER Philipp	Németország	Kawasaki	MX1 I.o.		1:28.346	10	11	3.194
5	5	4	CZUNI László	Románia	Suzuki	MX1 I.o.	2M	1:28.468	8	11	3.316
6	6	35	ZAREMBA Jan	Csehország	Honda	MX1 I.o.		1:28.982	12	13	3.830
7	1	89	KULHAVY Josef	Csehország	KTM	MX2 I.o.		1:30.008	5	11	4.856
8	7	266	BORKA János	Kawasaki Magyarország Motorsport Egy	Kawasaki	MX1 I.o.	2M	1:30.191	6	7	5.039
9	2	102	NAGY Alex	Center Motorsport Club	KTM	MX2 I.o.	2M	1:30.770	7	11	5.618
10	8	99	PERSSON Anders	Svédország	Honda	MX1 I.o.		1:30.879	9	14	5.727
11	9	14	REISINGER Oswald	Ausztria	Suzuki	MX1 I.o.	2M	1:31.066	11	13	5.914
12	10	3	DYLSKI Gábor	MAMI Yamaha Fehér	Yamaha	MX1 I.o.		1:31.339	9	12	6.187
13	3	141	HUGYECZ Erik	MAMI Yamaha Fehér	Yamaha	MX2 I.o.	2M	1:31.431	8	13	6.279
14	4	321	FIRTOSVÁRI Gábor	Kawasaki Magyarország Motorsport Egy	Kawasaki	MX2 I.o.		1:31.485	10	10	6.333
15	11	39	SPICAK Milan	Csehország	Kawasaki	MX1 I.o.		1:31.636	9	14	6.484
16	5	1	Tomas SIMKO	Cseh-LR Cosmetic Ados RT	KTM	MX2 I.o.		1:31.794	9	14	6.642
17	12	8	LÉCZ Gergely	Real Motorcentrum Motorsport Egyesüle	Suzuki	MX1 I.o.	2M	1:32.157	8	9	7.005
18	13	87	STRANSKY Vit	Csehország	KTM	MX1 I.o.		1:32.225	13	14	7.073
19	14	92	FRIEDL Hermann	Ausztria	Kawasaki	MX1 I.o.		1:32.296	9	12	7.144
20	15	16	Radek BOHUSLAV	Szlovákia - KTM OKR Team	KTM	MX1 I.o.		1:32.469	11	11	7.317
21	16	36	SJÖSTRÖM Tommy	Svédország	Honda	MX1 I.o.		1:32.744	5	14	7.592
22	6	15	DAMIANIK Stefan	Ausztria	Kawasaki	MX2 I.o.		1:32.885	8	11	7.733
23	17	20	KERNER László	Real Motorcentrum Motorsport Egyesüle	Honda	MX1 I.o.		1:32.892	8	12	7.740
24	18	97	HAMPRS Robin	Svédország	Kawasaki	MX1 I.o.		1:33.121	8	13	7.969
25	7	101	BÓDIS Roland	Center Motorsport Club	KTM	MX2 I.o.		1:33.131	6	9	7.979
26	8	795	SZ?KE Márk János	Kawasaki Magyarország Motorsport Egy	Kawasaki	MX2 I.o.	2M	1:33.143	7	9	7.991
27	9	91	JOHANSSON Patrick	Svédország	Yamaha	MX2 I.o.		1:33.418	8	13	8.266
28	19	178	CERNOLD Alexander	Svédország	Suzuki	MX1 I.o.		1:33.523	9	11	8.371
29	10	110	MAROSI Dávid	Real Motorcentrum Motorsport Egyesüle	Suzuki	MX2 I.o.	2M	1:34.443	12	13	9.291
30	11	2	HUJBER Péter	Real Motorcentrum Motorsport Egyesüle	KTM	MX2 I.o.		1:34.983	7	9	9.831
31	12	85	SOÓKY Zsolt	Integrál Motoros Klub	Honda	MX2 I.o.	2M	1:35.027	6	8	9.875
32	13	33	Christoph HEINZ	Ausztria	Honda	MX2 I.o.		1:35.072	9	12	9.920
33	14	49	PÁL Markó	Csarnai MX Racing SE	Kawasaki	MX2 I.o.		1:35.556	5	8	10.404
34	15	124	BERKES Dániel	MAMI Yamaha Fehér	Yamaha	MX2 I.o.		1:36.090	6	8	10.938
35	16	791	LARSSON Henrik	Svédország	Yamaha	MX2 I.o.		1:37.054	8	10	11.902
36	20	81	SZÉP-HORVÁTH Arnold	K?szárhegyi Motocross Club	KTM	MX1 I.o.		1:38.024	5	14	12.872
37	17	794	KUBA Ronald	Szlovákia - KTM OKR Team	KTM	MX2 I.o.	2M	1:38.060	12	12	12.908
38	18	23	BUCHEGGER Philipp	Ausztria	Kawasaki	MX2 I.o.		1:39.101	6	10	13.949
39	19	333	LÖVGREN Markus	Svédország	KTM	MX2 I.o.		1:39.540	11	14	14.388
40	20	12	TÓTH Nicolas	Szlovákia - KTM OKR Team	KTM	MX2 I.o.		1:41.523	10	10	16.371
41	21	66	MERKLER Gergely	Real Motorcentrum Motorsport Egyesüle	Honda	MX2 I.o.		1:41.685	2	5	16.533
42	22	171	JUHÁSZ Patrik	MX Team Sturovo	Yamaha	MX2 I.o.		1:43.164	6	12	18.012

Az eredmény mindaddig ideiglenes, amíg azt a zsűri jóvá nem hagyta

Orbits

Versenyigazgató Zsűrielnök Időmérés vezetője
Clerk of the Course Jury President Chief Timekeeper



Printed: 2010.03.28. 10:33:09

Page 1/2



Monor
Hódmezővásárhely
Piliscsév
Nyársapát
Kóka
Tápióbicsike
Csolnok
Köszárhegy

Magyar Köztársaság Nemzetközi Motocross Bajnokság Hungarian Int. MX Championship

Int. MX OB. 1.f (Monor)

Sorted on Best Lap time

Free Practice - Szabad Edzés

Monor 0,000 Km

1.osztály MX1/MX2

2010.03.28. 09:40

Practice started at 9:35:02

Pos	PIC	No.	Name	Club	Make	Class	AA	Best Tm	Lap	aps	Diff
43	23	96	KOLLER Gregor	Ausztria	Kawasaki	MX2 I.o.		1:43.373	9	10	18.221
44	24	12	TRAMPERT Titus	Németország	Honda	MX2 I.o.		1:43.413	8	9	18.261
45	25	113	HANAK Vladimir	Szlovákia - KTM OKR Team	KTM	MX2 I.o.		1:45.469	3	6	20.317

Az eredmény mindaddig ideiglenes, amíg azt a zsűri jóvá nem hagyta

Orbits

Versenyigazgató Zsűrielnök Időmérés vezetője
Clerk of the Course Jury President Chief Timekeeper



Printed: 2010.03.28. 10:33:09

Page 2/2



MONOR
HÓMEZŐVÁSÁRHELY
PILISCSÉV
NYÁRSAPÁT
KÓKA
TÁPÓBICSKE
CSOLNOK
KÖSZÁRHEGY

Magyar Köztársaság Nemzetközi Motocross Bajnokság Hungarian Int. MX Championship

Int. MX OB. 1.f (Monor)

Free Practice - Szabad Edzés

1.osztály MX1/MX2

Practice started at 9:35:02

Monor 0,000 Km

2010.03.28. 09:40

Lap	Lap Tm	Diff	Time of Day
(108) NÉMETH Kornél			
1	1:33.411	+8.259	9:38:14.892
2	1:30.772	+5.620	9:39:45.664
3	1:26.664	+1.512	9:41:12.328
4	4:29.113	+3:03.961	9:45:41.441
5	1:32.746	+7.594	9:47:14.187
6	1:34.633	+9.481	9:48:48.820
7	8:16.167	+6:51.015	9:57:04.987
8	1:25.152		9:58:30.139
9	2:45.739	+1:20.587	10:01:15.878

Lap	Lap Tm	Diff	Time of Day
(42) SZVOBODA Bence			
1	1:44.417	+16.965	9:37:03.637
2	1:37.821	+10.369	9:38:41.458
3	1:36.212	+8.760	9:40:17.670
4	2:56.170	+1:28.718	9:43:13.840
5	1:32.575	+5.123	9:44:46.415
6	1:28.845	+1.393	9:46:15.260
7	3:56.015	+2:28.563	9:50:11.275
8	1:48.985	+21.533	9:52:00.260
9	1:41.438	+13.986	9:53:41.698
10	1:27.452		9:55:09.150

Lap	Lap Tm	Diff	Time of Day
(105) KOHUT Martin			
1	1:47.025	+18.817	9:39:24.008
2	1:39.304	+11.096	9:41:03.312
3	1:33.797	+5.589	9:42:37.109
4	1:32.130	+3.922	9:44:09.239
5	1:31.505	+3.297	9:45:40.744
6	1:30.143	+1.935	9:47:10.887
7	1:40.693	+12.485	9:48:51.580
8	1:29.411	+1.203	9:50:20.991
9	1:35.787	+7.579	9:51:56.778
10	1:43.277	+15.069	9:53:40.055
11	1:28.208		9:55:08.263
12	1:51.694	+23.486	9:56:59.957
13	1:42.169	+13.961	9:58:42.126
14	1:29.146	+0.938	10:00:11.272

Lap	Lap Tm	Diff	Time of Day
(10) RINGHOFER Philipp			
1	1:39.859	+11.513	9:38:08.377
2	1:30.593	+2.247	9:39:38.970
3	1:36.194	+7.848	9:41:15.164
4	5:10.638	+3:42.292	9:46:25.802
5	1:40.447	+12.101	9:48:06.249
6	1:28.822	+0.476	9:49:35.071
7	3:06.112	+1:37.766	9:52:41.183
8	1:42.222	+13.876	9:54:23.405
9	2:42.376	+1:14.030	9:57:05.781
10	1:28.346		9:58:34.127
11	1:58.780	+30.434	10:00:32.907

Lap	Lap Tm	Diff	Time of Day
(4) CZUNI László			
1	1:56.551	+28.083	9:42:27.703
2	1:53.540	+25.072	9:44:21.243
3	1:30.907	+2.439	9:45:52.150
4	1:29.905	+1.437	9:47:22.055
5	1:37.311	+8.843	9:48:59.366
6	2:30.364	+1:01.896	9:51:29.730
7	1:51.385	+22.917	9:53:21.115
8	1:28.468		9:54:49.583
9	1:28.840	+0.372	9:56:18.423
10	1:28.909	+0.441	9:57:47.332
11	4:21.444	+2:52.976	10:02:08.776

Lap	Lap Tm	Diff	Time of Day
(35) ZAREMBA Jan			
1	1:50.024	+21.042	9:37:30.600
2	1:54.505	+25.523	9:39:25.105
3	1:35.203	+6.221	9:41:00.308
4	1:49.418	+20.436	9:42:49.726
5	1:36.565	+7.583	9:44:26.291
6	3:34.403	+2:05.421	9:48:00.694
7	1:31.566	+2.584	9:49:32.260
8	1:40.925	+11.943	9:51:13.185
9	1:48.165	+19.183	9:53:01.350
10	1:40.492	+11.510	9:54:41.842
11	1:39.165	+10.183	9:56:21.007
12	1:28.982		9:57:49.989
13	3:47.977	+2:18.995	10:01:37.966

Lap	Lap Tm	Diff	Time of Day
(89) KULHAVY Josef			
1	1:50.647	+20.639	9:39:30.034
2	2:40.762	+1:10.754	9:42:10.796
3	1:39.945	+9.937	9:43:50.741
4	1:31.487	+1.479	9:45:22.228
5	1:30.008		9:46:52.236
6	4:51.548	+3:21.540	9:51:43.784
7	1:47.578	+17.570	9:53:31.362
8	1:38.807	+8.799	9:55:10.169
9	1:38.604	+8.596	9:56:48.773
10	1:34.570	+4.562	9:58:23.343
11	3:23.749	+1:53.741	10:01:47.092

Lap	Lap Tm	Diff	Time of Day
(266) BORKA János			
1	1:35.456	+5.265	9:37:11.603
2	1:33.181	+2.990	9:38:44.784
3	1:31.205	+1.014	9:40:15.989
4	3:59.678	+2:29.487	9:44:15.667
5	1:45.040	+14.849	9:46:00.707
6	1:30.191		9:47:30.898
7	1:31.664	+1.473	9:49:02.562

Lap	Lap Tm	Diff	Time of Day
(102) NAGY Alex			
1	1:35.941	+5.171	9:36:46.412
2	1:32.910	+2.140	9:38:19.322
3	1:33.138	+2.368	9:39:52.460
4	1:31.517	+0.747	9:41:23.977
5	3:17.847	+1:47.077	9:44:41.824
6	1:39.229	+8.459	9:46:21.053
7	1:30.770		9:47:51.823
8	1:55.738	+24.968	9:49:47.561
9	1:31.709	+0.939	9:51:19.270
10	1:48.429	+17.659	9:53:07.699
11	1:31.382	+0.612	9:54:39.081

Lap	Lap Tm	Diff	Time of Day
(99) PERSSON Anders			
1	1:48.357	+17.478	9:37:20.674
2	1:32.907	+2.028	9:38:53.581
3	1:33.947	+3.068	9:40:27.528
4	1:33.101	+2.222	9:42:00.629
5	1:32.057	+1.178	9:43:32.686
6	2:42.412	+1:11.533	9:46:15.098
7	1:31.225	+0.346	9:47:46.323
8	2:20.713	+49.834	9:50:07.036
9	1:30.879		9:51:37.915
10	1:31.819	+0.940	9:53:09.734
11	2:23.835	+52.956	9:55:33.569
12	1:40.625	+9.746	9:57:14.194
13	2:01.923	+31.044	9:59:16.117
14	1:35.354	+4.475	10:00:51.471

Lap	Lap Tm	Diff	Time of Day
(14) REISINGER Oswald			
1	1:49.639	+18.573	9:37:31.940
2	1:42.533	+11.467	9:39:14.473
3	1:41.136	+10.070	9:40:55.609
4	1:36.912	+5.846	9:42:32.521
5	1:34.090	+3.024	9:44:06.611
6	1:38.012	+6.946	9:45:44.623
7	1:32.652	+1.586	9:47:17.275
8	3:57.812	+2:26.746	9:51:15.087
9	1:33.475	+2.409	9:52:48.562
10	1:36.405	+5.339	9:54:24.967
11	1:31.066		9:55:56.033
12	3:33.598	+2:02.532	9:59:29.631
13	1:38.643	+7.577	10:01:08.274

Lap	Lap Tm	Diff	Time of Day
(3) DYLSKI Gábor			
1	1:50.549	+19.210	9:38:35.770
2	1:36.700	+5.361	9:40:12.470
3	1:32.170	+0.831	9:41:44.640
4	1:55.419	+24.080	9:43:40.059
5	1:33.693	+2.354	9:45:13.752
6	4:05.860	+2:34.521	9:49:19.612
7	1:44.301	+12.962	9:51:03.913
8	1:31.925	+0.586	9:52:35.838
9	1:31.339		9:54:07.177
10	3:15.091	+1:43.752	9:57:22.268
11	2:11.478	+40.139	9:59:33.746
12	1:40.916	+9.577	10:01:14.662

Lap	Lap Tm	Diff	Time of Day
(141) HUGYECZ Erik			
1	1:46.892	+15.461	9:37:34.107
2	1:38.016	+6.585	9:39:12.123
3	1:35.110	+3.679	9:40:47.233
4	1:31.549	+0.118	9:42:18.782
5	1:49.108	+17.677	9:44:07.890
6	4:08.211	+2:36.780	9:48:16.101
7	1:40.986	+9.555	9:49:57.087
8	1:31.431		9:51:28.518
9	1:45.155	+13.724	9:53:13.673
10	1:53.128	+21.697	9:55:06.801
11	1:47.935	+16.504	9:56:54.736
12	1:36.933	+5.502	9:58:31.669
13	1:48.550	+17.119	10:00:20.219

Lap	Lap Tm	Diff	Time of Day
(321) FIRTOSVÁRI Gábor			
1	1:57.161	+25.676	9:37:53.449
2	1:39.123	+7.638	9:39:32.572
3	1:35.060	+3.575	9:41:07.632
4	1:34.352	+2.867	9:42:41.984
5	4:45.221	+3:13.736	9:47:27.205
6	1:34.843	+3.358	9:49:02.048
7	1:32.724	+1.239	9:50:34.772
8	1:33.225	+1.740	9:52:07.997
9	6:55.404	+5:23.919	9:59:03.401
10	1:31.485		10:00:34.886

Lap	Lap Tm	Diff	Time of Day
(99) SPICAK Milan			
1	1:58.743	+27.107	9:38:11.134
2	1:43.752	+12.116	9:39:54.886
3	1:35.033	+3.397	9:41:29.919
4	1:34.093	+2.457	9:43:04.012
5	1:32.433	+0.797	9:44:36.445
6	1:33.310	+1.614	9:46:09.755
7	1:32.568	+0.932	9:47:42.323
8	1:52.032	+20.396	9:49:34.355
9	1:31.636		9:51:05.991

Az eredmény mindaddig ideiglenes, amíg azt a zsűri jóvá nem hagyta

Orbits

Versenyigazgató Zsúrielnök Időmérés vezetője
Clerk of the Course Jury President Chief Timekeeper





Monor Hódmezővásárhely Püspöcsény Nyársapát Kóka Tápóbücske Csolnok Kőszárhegy

Magyar Köztársaság Nemzetközi Motocross Bajnokság Hungarian Int. MX Championship

Int. MX OB. 1.f (Monor)

Free Practice - Szabad Edzés

Monor 0,000 Km

1.osztály MX1/MX2

2010.03.28. 09:40

Practice started at 9:35:02

Lap	Lap Tm	Diff	Time of Day
10	3:15.602	+1:43.966	9:54:21.593
11	1:41.512	+9.876	9:56:03.105
12	1:32.678	+1.042	9:57:35.783
13	1:31.767	+0.131	9:59:07.550
14	2:34.258	+1:02.622	10:01:41.808

(1) Tomas SIMKO

1	1:49.178	+17.384	9:38:44.153
2	1:38.184	+6.390	9:40:22.337
3	1:39.548	+7.754	9:42:01.885
4	1:33.791	+1.997	9:43:35.676
5	1:31.865	+0.071	9:45:07.541
6	1:39.883	+8.089	9:46:47.424
7	1:32.945	+1.151	9:48:20.369
8	1:58.327	+26.533	9:50:18.696
9	1:31.794		9:51:50.490
10	1:45.114	+13.320	9:53:35.604
11	1:59.357	+27.563	9:55:34.961
12	1:47.158	+15.364	9:57:22.119
13	1:32.152	+0.358	9:58:54.271
14	3:24.298	+1:52.504	10:02:18.569

(8) LÉCZ Gergely

1	1:52.595	+20.438	9:40:01.858
2	2:40.114	+1:07.957	9:42:41.972
3	1:43.092	+10.935	9:44:25.064
4	1:56.793	+24.636	9:46:21.857
5	1:32.497	+0.340	9:47:54.354
6	5:11.213	+3:39.056	9:53:05.567
7	1:58.624	+26.467	9:55:04.191
8	1:32.157		9:56:36.348
9	4:19.513	+2:47.356	10:00:55.861

(87) STRANSKY Vit

1	2:02.052	+29.827	9:39:03.465
2	1:46.346	+14.121	9:40:49.811
3	1:45.898	+13.673	9:42:35.709
4	1:50.008	+17.783	9:44:25.717
5	1:36.862	+4.637	9:46:02.579
6	1:40.588	+8.363	9:47:43.167
7	1:41.986	+9.761	9:49:25.153
8	1:39.443	+7.218	9:51:04.596
9	1:41.010	+8.785	9:52:45.606
10	1:33.045	+0.820	9:54:18.651
11	1:38.771	+6.546	9:55:57.422
12	1:39.165	+6.940	9:57:36.587
13	1:32.225		9:59:08.812
14	1:54.134	+21.909	10:01:02.946

(92) FRIEDL Hermann

1	1:45.686	+13.390	9:37:08.701
2	1:41.044	+8.748	9:38:49.745
3	1:37.019	+4.723	9:40:26.764
4	1:37.463	+5.167	9:42:04.227
5	1:35.323	+3.027	9:43:39.550
6	3:06.858	+1:34.562	9:46:46.408
7	1:40.033	+7.737	9:48:26.441
8	1:33.926	+1.630	9:50:00.367
9	1:32.296		9:51:32.663
10	5:53.820	+4:21.524	9:57:26.483
11	1:39.995	+7.699	9:59:06.478
12	1:44.915	+12.619	10:00:51.393

(16) Radek BOHUSLAV

1	1:45.849	+13.380	9:39:11.123
2	1:48.229	+15.760	9:40:59.352

Lap	Lap Tm	Diff	Time of Day
3	1:38.320	+5.851	9:42:37.672
4	1:38.369	+5.900	9:44:16.041
5	1:34.769	+2.300	9:45:50.810
6	1:49.920	+17.451	9:47:40.730
7	1:45.970	+13.501	9:49:26.700
8	1:56.426	+23.957	9:51:23.126
9	1:41.074	+8.605	9:53:04.200
10	5:42.400	+4:09.931	9:58:46.600
11	1:32.469		10:00:19.069

(36) SJÖSTRÖM Tommy

1	1:45.389	+12.645	9:37:09.415
2	1:37.101	+4.357	9:38:46.516
3	1:33.580	+0.836	9:40:20.096
4	1:34.808	+2.064	9:41:54.904
5	1:32.744		9:43:27.648
6	2:58.661	+1:25.917	9:46:26.309
7	1:43.200	+10.456	9:48:09.509
8	1:33.606	+0.862	9:49:43.115
9	1:35.464	+2.720	9:51:18.579
10	1:35.542	+2.798	9:52:54.121
11	1:33.455	+0.711	9:54:27.576
12	1:33.536	+0.792	9:56:01.112
13	3:16.075	+1:43.331	9:59:17.187
14	1:33.321	+0.577	10:00:50.508

(15) DAMIANIK Stefan

1	1:46.582	+13.697	9:37:11.755
2	1:36.251	+3.366	9:38:48.006
3	1:36.612	+3.727	9:40:24.618
4	1:35.632	+2.747	9:42:00.250
5	3:56.284	+2:23.399	9:45:56.534
6	2:06.016	+33.131	9:48:02.550
7	1:34.665	+1.780	9:49:37.215
8	1:32.885		9:51:10.100
9	2:56.739	+1:23.854	9:54:06.839
10	2:29.543	+56.658	9:56:36.382
11	4:41.474	+3:08.589	10:01:17.856

(20) KERNER László

1	1:46.099	+13.207	9:37:53.307
2	1:35.857	+2.965	9:39:29.164
3	1:36.840	+3.948	9:41:06.004
4	1:36.923	+4.031	9:42:42.927
5	1:34.800	+1.908	9:44:17.727
6	1:35.714	+2.822	9:45:53.441
7	7:07.486	+5:34.594	9:53:00.927
8	1:32.892		9:54:33.819
9	1:34.463	+1.571	9:56:08.282
10	1:37.473	+4.581	9:57:45.755
11	1:57.911	+25.019	9:59:43.666
12	1:47.419	+14.527	10:01:31.085

(97) HAMPRS Robin

1	1:45.441	+12.320	9:37:39.570
2	1:38.291	+5.170	9:39:17.861
3	1:33.993	+0.872	9:40:51.854
4	1:33.727	+0.606	9:42:25.581
5	1:33.999	+0.878	9:43:59.580
6	4:15.270	+2:42.149	9:48:14.850
7	1:34.896	+1.775	9:49:49.746
8	1:33.121		9:51:22.867
9	1:33.831	+0.710	9:52:56.698
10	1:33.278	+0.157	9:54:29.976
11	1:34.881	+1.760	9:56:04.857
12	1:34.820	+1.699	9:57:39.677

Lap	Lap Tm	Diff	Time of Day
13	3:42.900	+2:09.779	10:01:22.577

(101) BÓDIS Roland

1	1:44.527	+11.396	9:41:34.802
2	1:36.284	+3.153	9:43:11.086
3	1:34.478	+1.347	9:44:45.564
4	3:47.197	+2:14.066	9:48:32.761
5	1:42.539	+9.408	9:50:15.300
6	1:33.131		9:51:48.431
7	1:44.014	+10.883	9:53:32.445
8	1:47.718	+14.587	9:55:20.163
9	6:05.236	+4:32.105	10:01:25.399

(795) SZ?KE Márk János

1	1:37.163	+4.020	9:36:48.610
2	1:33.249	+0.106	9:38:21.859
3	3:04.494	+1:31.351	9:41:26.353
4	1:33.319	+0.176	9:42:59.672
5	1:33.570	+0.427	9:44:33.242
6	3:16.401	+1:43.258	9:47:49.643
7	1:33.143		9:49:22.786
8	1:33.808	+0.665	9:50:56.594
9	5:49.569	+4:16.426	9:56:46.163

(91) JOHANSSON Patrik

1	1:46.021	+12.603	9:37:01.624
2	1:36.264	+2.846	9:38:37.888
3	1:43.271	+9.853	9:40:21.159
4	1:38.802	+5.384	9:41:59.961
5	1:51.397	+17.979	9:43:51.358
6	1:44.959	+11.541	9:45:36.317
7	1:34.959	+1.541	9:47:11.276
8	1:33.418		9:48:44.694
9	2:13.778	+40.360	9:50:58.472
10	1:59.440	+26.022	9:52:57.912
11	3:35.668	+2:02.250	9:56:33.580
12	2:03.870	+30.452	9:58:37.450
13	1:37.940	+4.522	10:00:15.390

(178) CERNOLD Alexander

1	3:39.355	+2:05.832	9:38:55.873
2	1:36.293	+2.770	9:40:32.166
3	1:36.761	+3.238	9:42:08.927
4	1:37.849	+4.326	9:43:46.776
5	4:29.851	+2:56.328	9:48:16.627
6	1:35.937	+2.414	9:49:52.564
7	1:33.823	+0.300	9:51:26.387
8	1:44.861	+11.338	9:53:11.248
9	1:33.523		9:54:44.771
10	1:51.165	+17.642	9:56:35.936
11	4:57.172	+3:23.649	10:01:33.108

(110) MAROSI Dávid

1	1:50.123	+15.680	9:37:42.326
2	1:43.895	+9.452	9:39:26.221
3	1:35.348	+0.905	9:41:01.569
4	1:42.986	+8.543	9:42:44.555
5	1:37.831	+3.388	9:44:22.386
6	3:51.180	+2:16.737	9:48:13.566
7	1:37.531	+3.088	9:49:51.097
8	1:35.065	+0.622	9:51:26.162
9	2:46.124	+1:11.681	9:54:12.286
10	1:34.982	+0.539	9:55:47.268
11	1:53.067	+18.624	9:57:40.335
12	1:34.443		9:59:14.778
13	1:51.744	+17.301	10:01:06.522

Az eredmény mindaddig ideiglenes, amíg azt a zsűri jóvá nem hagyta

Orbits

Versenyigazgató Zsűrielnök Időmérés vezetője
Clerk of the Course Jury President Chief Timekeeper





Monor
Hódmezővásárhely
Piliscsécsé
Nyársapát
Kóka
Tápióbicsike
Csolnok
Köszárhegy

Magyar Köztársaság Nemzetközi Motocross Bajnokság Hungarian Int. MX Championship

Int. MX OB. 1.f (Monor)

Free Practice - Szabad Edzés

1.osztály MX1/MX2

Practice started at 9:35:02

Monor 0,000 Km

2010.03.28. 09:40

Lap	Lap Tm	Diff	Time of Day
(2) HUJBER Péter			
1	1:47.006	+12.023	9:37:15.101
2	1:36.262	+1.279	9:38:51.363
3	1:37.440	+2.457	9:40:28.803
4	8:39.001	+7:04.018	9:49:07.804
5	1:39.442	+4.459	9:50:47.246
6	1:36.838	+1.855	9:52:24.084
7	1:34.983		9:53:59.067
8	1:36.896	+1.913	9:55:35.963
9	5:50.622	+4:15.639	10:01:26.585

(85) SOÓKY Zsolt			
1	1:49.324	+14.297	9:38:42.743
2	1:39.653	+4.626	9:40:22.396
3	1:36.994	+1.967	9:41:59.390
4	3:26.889	+1:51.862	9:45:26.279
5	1:56.870	+21.843	9:47:23.149
6	1:35.027		9:48:58.176
7	9:53.269	+8:18.242	9:58:51.445
8	1:35.754	+0.727	10:00:27.199

(33) Christoph HEINZ			
1	1:48.732	+13.660	9:37:23.366
2	1:38.639	+3.567	9:39:02.005
3	1:36.071	+0.999	9:40:38.076
4	1:42.101	+7.029	9:42:20.177
5	2:30.534	+55.462	9:44:50.711
6	1:43.233	+8.161	9:46:33.944
7	1:36.651	+1.579	9:48:10.595
8	4:17.111	+2:42.039	9:52:27.706
9	1:35.072		9:54:02.778
10	2:41.058	+1:05.986	9:56:43.836
11	1:53.186	+18.114	9:58:37.022
12	1:35.433	+0.361	10:00:12.455

(49) PÁL Markó			
1	1:54.462	+18.906	9:38:03.714
2	1:44.503	+8.947	9:39:48.217
3	1:44.090	+8.534	9:41:32.307
4	3:20.714	+1:45.158	9:44:53.021
5	1:35.556		9:46:28.577
6	5:26.721	+3:51.165	9:51:55.298
7	1:57.677	+22.121	9:53:52.975
8	5:56.918	+4:21.362	9:59:49.893

(124) BERKES Dániel			
1	1:43.033	+6.943	9:36:57.070
2	1:40.376	+4.286	9:38:37.446
3	1:37.973	+1.883	9:40:15.419
4	1:43.973	+7.883	9:41:59.392
5	5:03.036	+3:26.946	9:47:02.428
6	1:36.090		9:48:38.518
7	3:02.820	+1:26.730	9:51:41.338
8	1:42.850	+6.760	9:53:24.188

(791) LARSSON Henrik			
1	2:08.136	+31.082	9:37:44.796
2	1:46.332	+9.278	9:39:31.128
3	1:40.341	+3.287	9:41:11.469
4	1:40.312	+3.258	9:42:51.781
5	1:38.761	+1.707	9:44:30.542
6	3:47.809	+2:10.755	9:48:18.351
7	1:39.935	+2.881	9:49:58.286
8	1:37.054		9:51:35.340
9	7:13.142	+5:36.088	9:58:48.482

Lap	Lap Tm	Diff	Time of Day
10	1:51.602	+14.548	10:00:40.084
(81) SZÉP-HORVÁTH Arnold			
1	1:45.567	+7.543	9:37:05.988
2	1:38.780	+0.756	9:38:44.768
3	1:41.904	+3.880	9:40:26.672
4	1:39.199	+1.175	9:42:05.871
5	1:38.024		9:43:43.895
6	1:45.066	+7.042	9:45:28.961
7	1:41.366	+3.342	9:47:10.327
8	3:58.599	+2:20.575	9:51:08.926
9	1:39.369	+1.345	9:52:48.295
10	1:38.335	+0.311	9:54:26.630
11	1:40.684	+2.660	9:56:07.314
12	1:42.970	+4.946	9:57:50.284
13	1:48.933	+10.909	9:59:39.217
14	1:53.200	+15.176	10:01:32.417

(794) KUBA Ronald			
1	1:53.831	+15.771	9:37:23.274
2	1:49.701	+11.641	9:39:12.975
3	1:38.926	+0.866	9:40:51.901
4	1:42.038	+3.978	9:42:33.939
5	1:40.224	+2.164	9:44:14.163
6	1:46.296	+8.236	9:46:00.459
7	1:48.309	+10.249	9:47:48.768
8	4:18.451	+2:40.391	9:52:07.219
9	1:40.823	+2.763	9:53:48.042
10	1:39.015	+0.955	9:55:27.057
11	3:20.286	+1:42.226	9:58:47.343
12	1:38.060		10:00:25.403

(23) BUCHEGGER Philipp			
1	1:50.784	+11.683	9:37:43.715
2	1:44.022	+4.921	9:39:27.737
3	1:43.215	+4.114	9:41:10.952
4	1:41.835	+2.734	9:42:52.787
5	1:39.400	+0.299	9:44:32.187
6	1:39.101		9:46:11.288
7	3:57.303	+2:18.202	9:50:08.591
8	1:53.230	+14.129	9:52:01.821
9	1:44.465	+5.364	9:53:46.286
10	6:09.938	+4:30.837	9:59:56.224

(333) LÖVGREN Markus			
1	1:45.298	+5.758	9:37:05.174
2	1:41.453	+1.913	9:38:46.627
3	1:41.535	+1.995	9:40:28.162
4	1:40.381	+0.841	9:42:08.543
5	1:40.970	+1.430	9:43:49.513
6	1:41.456	+1.916	9:45:30.969
7	1:40.795	+1.255	9:47:11.764
8	1:42.807	+3.267	9:48:54.571
9	1:41.254	+1.714	9:50:35.825
10	2:33.408	+53.868	9:53:09.233
11	1:39.540		9:54:48.773
12	1:42.551	+3.011	9:56:31.324
13	1:46.089	+6.549	9:58:17.413
14	1:43.783	+4.243	10:00:01.196

(12) TÓTH Nicolas			
1	2:10.232	+28.709	9:38:13.944
2	1:52.007	+10.484	9:40:05.951
3	2:01.159	+19.636	9:42:07.110
4	1:48.130	+6.607	9:43:55.240
5	4:03.363	+2:21.840	9:47:58.603

Lap	Lap Tm	Diff	Time of Day
6	1:44.406	+2.883	9:49:43.009
7	1:43.050	+1.527	9:51:26.059
8	1:45.531	+4.008	9:53:11.590
9	5:47.876	+4:06.353	9:58:59.466
10	1:41.523		10:00:40.989

(66) MERKLER Gergely			
1	1:49.560	+7.875	9:37:27.075
2	1:41.685		9:39:08.760
3	1:42.598	+0.913	9:40:51.358
4	4:19.934	+2:38.249	9:45:11.292
5	1:45.409	+3.724	9:46:56.701

(171) JUHÁSZ Patrik			
1	2:11.105	+27.941	9:38:13.624
2	1:57.304	+14.140	9:40:10.928
3	1:57.581	+14.417	9:42:08.509
4	1:58.929	+15.765	9:44:07.438
5	2:51.452	+1:08.288	9:46:58.890
6	1:43.164		9:48:42.054
7	1:43.347	+0.183	9:50:25.401
8	2:29.445	+46.281	9:52:54.846
9	1:59.708	+16.544	9:54:54.554
10	1:56.649	+13.485	9:56:51.203
11	2:10.952	+27.788	9:59:02.155
12	1:48.329	+5.165	10:00:50.484

(96) KOLLER Gregor			
1	2:01.234	+17.861	9:37:46.939
2	1:48.567	+5.194	9:39:35.506
3	1:45.514	+2.141	9:41:21.020
4	3:19.967	+1:36.594	9:44:40.987
5	1:48.067	+4.694	9:46:29.054
6	1:53.462	+10.089	9:48:22.516
7	5:49.627	+4:06.254	9:54:12.143
8	1:50.815	+7.442	9:56:02.958
9	1:43.373		9:57:46.331
10	3:55.061	+2:11.688	10:01:41.392

(12) TRAMPERT Titus			
1	1:50.341	+6.928	9:37:29.421
2	1:48.037	+4.624	9:39:17.458
3	2:55.538	+1:12.125	9:42:12.996
4	1:44.305	+0.892	9:43:57.301
5	1:52.067	+8.654	9:45:49.368
6	1:49.191	+5.778	9:47:38.559
7	4:52.001	+3:08.588	9:52:30.560
8	1:43.413		9:54:13.973
9	1:45.774	+2.361	9:55:59.747

(113) HANAK Vladimír			
1	1:47.451	+1.982	9:49:14.594
2	1:47.669	+2.200	9:51:02.263
3	1:45.469		9:52:47.732
4	1:47.802	+2.333	9:54:35.534
5	1:52.062	+6.593	9:56:27.596
6	4:52.415	+3:06.946	10:01:20.011

Az eredmény mindaddig ideiglenes, amíg azt a zsűri jóvá nem hagyta

Orbits

Versenyigazgató Zsúrielnök Időmérés vezetője
Clerk of the Course Jury President Chief Timekeeper





Monor
Hódmezővásárhely
Piliscsév
Nyársapát
Kóka
Tápióbrácsa
Csolnok
Kőszárhegy

Magyar Köztársaság Nemzetközi Motocross Bajnokság Hungarian Int. MX Championship

Int. MX OB. 1.f (Monor)

Sorted on Best Lap time

Qualifying - Mért Edzés

Monor 0,000 Km

1.osztály MX1

2010.03.28. 11:30

Qualifying started at 11:32:50

Pos	PIC	No.	Name	Club	Make	Class	AA	Best Tm	Lap	aps	Diff
1	1	108	NÉMETH Kornél	Paksi Autó és Motorsport Egyesület	KTM	MX1 I.o.	2M	1:24.739	4	5	
2	2	42	SZVOBODA Bence	Paksi Autó és Motorsport Egyesület	KTM	MX1 I.o.	2M	1:26.767	2	12	2.028
3	3	4	CZUNI László	Románia	Suzuki	MX1 I.o.	2M	1:27.649	11	13	2.910
4	4	105	KOHUT Martin	Cseh-LR Cosmetic Ados KTM	KTM	MX1 I.o.	2M	1:27.670	8	13	2.931
5	5	10	RINGHOFER Philipp	Németország	Kawasaki	MX1 I.o.		1:27.830	11	12	3.091
6	6	35	ZAREMBA Jan	Csehország	Honda	MX1 I.o.		1:28.495	11	13	3.756
7	7	14	REISINGER Oswald	Ausztria	Suzuki	MX1 I.o.	2M	1:28.909	10	13	4.170
8	8	99	PERSSON Anders	Svédország	Honda	MX1 I.o.		1:29.576	7	13	4.837
9	9	266	BORKA János	Kawasaki Magyarország Motorsport Egj	Kawasaki	MX1 I.o.	2M	1:29.715	2	10	4.976
10	10	3	DYLSKI Gábor	MAMI Yamaha Fehér	Yamaha	MX1 I.o.		1:30.165	8	12	5.426
11	11	36	SJÖSTRÖM Tommy	Svédország	Honda	MX1 I.o.		1:30.456	2	10	5.717
12	12	97	HAMPERS Robin	Svédország	Kawasaki	MX1 I.o.		1:31.175	2	12	6.436
13	13	92	FRIEDL Hermann	Ausztria	Kawasaki	MX1 I.o.		1:31.207	8	9	6.468
14	14	8	LÉCZ Gergely	Real Motorcentrum Motorsport Egyesülk	Suzuki	MX1 I.o.	2M	1:31.374	5	11	6.635
15	15	87	STRANSKY Vit	Csehország	KTM	MX1 I.o.		1:31.774	5	7	7.035
16	16	178	CERNOLD Alexander	Svédország	Suzuki	MX1 I.o.		1:32.360	7	11	7.621
17	17	20	KERNER László	Real Motorcentrum Motorsport Egyesülk	Honda	MX1 I.o.		1:32.466	10	12	7.727
18	18	16	Radek BOHUSLAV	Szlovákia - KTM OKR Team	KTM	MX1 I.o.		1:33.823	3	10	9.084
19	19	81	SZÉP-HORVÁTH Arnold	K?szárhegyi Motocross Club	KTM	MX1 I.o.		1:34.800	9	12	10.061

Az eredmény mindaddig ideiglenes, amíg azt a zsűri jóvá nem hagyta

Orbits

Versenyigazgató Zsűrielnök Időmérés vezetője
Clerk of the Course Jury President Chief Timekeeper

Printed: 2010.03.28. 12:00:41





Monor
Hódmezővásárhely
Piliscsévi
Nyársapát
Kóka
Tápióbrsike
Csolnok
Kőszárhegy

Magyar Köztársaság Nemzetközi Motocross Bajnokság Hungarian Int. MX Championship

Int. MX OB. 1.f (Monor)

Qualifying - Mért Edzés

1.osztály MX1

Monor 0,000 Km

2010.03.28. 11:30

Qualifying started at 11:32:50

Lap	Lap Tm	Diff	Time of Day
(108) NÉMETH Kornél			
1	1:43.399	+18.660	11:35:18.228
2	1:24.851	+0.112	11:36:43.079
3	8:45.059	+7:20.320	11:45:28.138
4	1:24.739		11:46:52.877
5	5:42.518	+4:17.779	11:52:35.395

Lap	Lap Tm	Diff	Time of Day
(42) SZVOBODA Bence			
1	1:40.168	+13.401	11:34:39.130
2	1:26.767		11:36:05.897
3	1:55.947	+29.180	11:38:01.844
4	1:47.538	+20.771	11:39:49.382
5	1:53.080	+26.313	11:41:42.462
6	1:27.892	+1.125	11:43:10.354
7	3:58.617	+2:31.850	11:47:08.971
8	1:39.956	+13.189	11:48:48.927
9	1:29.298	+2.531	11:50:18.225
10	5:04.363	+3:37.596	11:55:22.588
11	1:27.907	+1.140	11:56:50.495
12	3:22.182	+1:55.415	12:00:12.677

Lap	Lap Tm	Diff	Time of Day
(4) CZUNI László			
1	1:35.936	+8.287	11:35:36.882
2	1:29.471	+1.822	11:37:06.353
3	1:29.195	+1.546	11:38:35.548
4	4:56.264	+3:28.615	11:43:31.812
5	2:12.270	+44.621	11:45:44.082
6	1:29.510	+1.861	11:47:13.592
7	1:28.989	+1.340	11:48:42.581
8	1:29.080	+1.431	11:50:11.661
9	2:31.192	+1:03.543	11:52:42.853
10	2:02.109	+34.460	11:54:44.962
11	1:27.649		11:56:12.611
12	1:29.236	+1.587	11:57:41.847
13	2:18.709	+51.060	12:00:00.556

Lap	Lap Tm	Diff	Time of Day
(105) KOHUT Martin			
1	1:52.030	+24.360	11:35:11.483
2	1:38.097	+10.427	11:36:49.580
3	1:28.985	+1.315	11:38:18.565
4	1:42.103	+14.433	11:40:00.668
5	1:28.018	+0.348	11:41:28.686
6	1:40.928	+13.258	11:43:09.614
7	1:53.606	+25.936	11:45:03.220
8	1:27.670		11:46:30.890
9	1:45.637	+17.967	11:48:16.527
10	1:43.126	+15.456	11:49:59.653
11	1:28.306	+0.636	11:51:27.959
12	1:53.143	+25.473	11:53:21.102
13	4:39.082	+3:11.412	11:58:00.184

Lap	Lap Tm	Diff	Time of Day
(10) RINGHOFER Philipp			
1	1:47.625	+19.795	11:35:03.308
2	1:29.336	+1.506	11:36:32.644
3	2:01.602	+33.772	11:38:34.246
4	1:28.802	+0.972	11:40:03.048
5	2:49.584	+1:21.754	11:42:52.632
6	1:40.273	+12.443	11:44:32.905
7	1:28.991	+1.161	11:46:01.896
8	5:12.377	+3:44.547	11:51:14.273
9	2:15.969	+48.139	11:53:30.242
10	1:36.987	+9.157	11:55:07.229
11	1:27.830		11:56:35.059
12	2:52.238	+1:24.408	11:59:27.297

Lap	Lap Tm	Diff	Time of Day
(35) ZAREMBA Jan			
1	1:43.317	+14.822	11:35:21.176
2	1:28.686	+0.191	11:36:49.862
3	1:48.993	+20.498	11:38:38.855
4	1:46.804	+18.309	11:40:25.659
5	1:50.159	+21.664	11:42:15.818
6	1:28.631	+0.136	11:43:44.449
7	3:45.253	+2:16.758	11:47:29.702
8	1:39.651	+11.156	11:49:09.353
9	1:28.884	+0.389	11:50:38.237
10	2:04.170	+35.675	11:52:42.407
11	1:28.495		11:54:10.902
12	3:38.136	+2:09.641	11:57:49.038
13	1:37.112	+8.617	11:59:26.150

Lap	Lap Tm	Diff	Time of Day
(14) REISINGER Oswald			
1	1:41.221	+12.312	11:34:44.423
2	1:30.914	+2.005	11:36:15.337
3	1:45.444	+16.535	11:38:00.781
4	3:08.695	+1:39.786	11:41:09.476
5	1:38.286	+9.377	11:42:47.762
6	1:29.614	+0.705	11:44:17.376
7	2:47.563	+1:18.654	11:47:04.939
8	1:57.205	+28.296	11:49:02.144
9	1:38.737	+9.828	11:50:40.881
10	1:28.909		11:52:09.790
11	3:50.702	+2:21.793	11:56:00.492
12	1:34.258	+5.349	11:57:34.750
13	1:29.894	+0.985	11:59:04.644

Lap	Lap Tm	Diff	Time of Day
(99) PERSSON Anders			
1	1:46.492	+16.916	11:34:53.082
2	1:49.569	+19.993	11:36:42.651
3	1:30.272	+0.696	11:38:12.923
4	1:39.435	+9.859	11:39:52.358
5	3:30.013	+2:00.437	11:43:22.371
6	1:29.634	+0.058	11:44:52.005
7	1:29.576		11:46:21.581
8	4:10.861	+2:41.285	11:50:32.442
9	1:30.186	+0.610	11:52:02.628
10	1:51.007	+21.431	11:53:53.635
11	1:30.376	+0.800	11:55:24.011
12	1:56.948	+27.372	11:57:20.959
13	1:29.981	+0.405	11:58:50.940

Lap	Lap Tm	Diff	Time of Day
(266) BORKA János			
1	1:29.916	+0.201	11:34:26.759
2	1:29.715		11:35:56.474
3	1:30.150	+0.435	11:37:26.624
4	1:55.288	+25.573	11:39:21.912
5	1:29.810	+0.095	11:40:51.722
6	5:50.923	+4:21.208	11:46:42.645
7	1:54.357	+24.642	11:48:37.002
8	1:30.032	+0.317	11:50:07.034
9	4:38.871	+3:09.156	11:54:45.905
10	1:43.897	+14.182	11:56:29.802

Lap	Lap Tm	Diff	Time of Day
(3) DYLSKI Gábor			
1	1:39.919	+9.754	11:35:40.059
2	1:30.435	+0.270	11:37:10.494
3	1:32.045	+1.880	11:38:42.539
4	2:03.786	+33.621	11:40:46.325
5	1:30.347	+0.182	11:42:16.672
6	4:02.218	+2:32.053	11:46:18.890
7	2:00.576	+30.411	11:48:19.466
8	1:30.165		11:49:49.631

Lap	Lap Tm	Diff	Time of Day
9	2:00.494	+30.329	11:51:50.125
10	1:30.259	+0.094	11:53:20.384
11	3:35.025	+2:04.860	11:56:55.409
12	1:53.326	+23.161	11:58:48.735

Lap	Lap Tm	Diff	Time of Day
(36) SJÖSTRÖM Tommy			
1	1:37.067	+6.611	11:34:39.925
2	1:30.456		11:36:10.381
3	1:30.820	+0.364	11:37:41.201
4	4:50.874	+3:20.418	11:42:32.075
5	1:30.558	+0.102	11:44:02.633
6	1:31.107	+0.651	11:45:33.740
7	7:26.567	+5:56.111	11:53:00.307
8	1:30.749	+0.293	11:54:31.056
9	2:13.681	+43.225	11:56:44.737
10	1:57.083	+26.627	11:58:41.820

Lap	Lap Tm	Diff	Time of Day
(97) HAMPRS Robin			
1	1:45.230	+14.055	11:34:53.163
2	1:31.175		11:36:24.338
3	1:51.285	+20.110	11:38:15.623
4	1:39.665	+8.490	11:39:55.288
5	1:31.848	+0.673	11:41:27.136
6	1:45.848	+14.673	11:43:12.984
7	4:34.257	+3:03.082	11:47:47.241
8	1:49.321	+18.146	11:49:36.562
9	1:31.546	+0.371	11:51:08.108
10	1:58.303	+27.128	11:53:06.411
11	1:42.293	+11.118	11:54:48.704
12	3:24.535	+1:53.360	11:58:13.239

Lap	Lap Tm	Diff	Time of Day
(92) FRIEDL Hermann			
1	1:43.361	+12.154	11:34:53.774
2	1:35.094	+3.887	11:36:28.868
3	1:37.005	+5.798	11:38:05.873
4	1:39.914	+8.707	11:39:45.787
5	1:40.548	+9.341	11:41:26.335
6	1:32.675	+1.468	11:42:59.010
7	1:42.808	+11.601	11:44:41.818
8	1:31.207		11:46:13.025
9	11:51.431	+10:20.224	11:58:04.456

Lap	Lap Tm	Diff	Time of Day
(8) LÉCZ Gergely			
1	1:48.296	+16.922	11:36:08.714
2	1:37.238	+5.864	11:37:45.952
3	2:38.585	+1:07.211	11:40:24.537
4	1:40.912	+9.538	11:42:05.449
5	1:31.374		11:43:36.823
6	2:12.907	+41.533	11:45:49.730
7	1:32.306	+0.932	11:47:22.036
8	4:52.890	+3:21.516	11:52:14.926
9	2:09.078	+37.704	11:54:24.004
10	1:34.153	+2.779	11:55:58.157
11	4:12.262	+2:40.888	12:00:10.419

Lap	Lap Tm	Diff	Time of Day
(87) STRANSKY Vit			
1	1:46.382	+14.608	11:35:03.616
2	1:31.916	+0.142	11:36:35.532
3	1:32.420	+0.646	11:38:07.952
4	1:53.976	+22.202	11:40:01.928
5	1:31.774		11:41:33.702
6	1:52.127	+20.353	11:43:25.829
7	1:32.582	+0.808	11:44:58.411

Lap	Lap Tm	Diff	Time of Day
(178) CERNOLD Alexander			
1	1:41.044	+8.684	11:34:45.927

Az eredmény mindaddig ideiglenes, amíg azt a zsűri jóvá nem hagyta

Orbits

Versenyigazgató Zsúrielnök Időmérés vezetője
Clerk of the Course Jury President Chief Timekeeper





Monor
Hódmezővásárhely
Piliscsév
Nyársapát
Kóka
Tápióbicsike
Csolnok
Kőszárhegy

Magyar Köztársaság Nemzetközi Motocross Bajnokság Hungarian Int. MX Championship

Int. MX OB. 1.f (Monor)

Qualifying - Mért Edzés

Monor 0,000 Km

1.osztály MX1

2010.03.28. 11:30

Qualifying started at 11:32:50

Lap	Lap Tm	Diff	Time of Day
2	1:33.474	+1.114	11:36:19.401
3	1:48.104	+15.744	11:38:07.505
4	1:34.034	+1.674	11:39:41.539
5	5:24.562	+3:52.202	11:45:06.101
6	1:44.171	+11.811	11:46:50.272
7	1:32.360		11:48:22.632
8	1:56.709	+24.349	11:50:19.341
9	5:10.088	+3:37.728	11:55:29.429
10	1:32.991	+0.631	11:57:02.420
11	2:08.483	+36.123	11:59:10.903

Lap	Lap Tm	Diff	Time of Day
-----	--------	------	-------------

Lap	Lap Tm	Diff	Time of Day
-----	--------	------	-------------

(20) KERNER László

1	1:37.041	+4.575	11:34:48.011
2	1:32.951	+0.485	11:36:20.962
3	1:33.516	+1.050	11:37:54.478
4	1:33.675	+1.209	11:39:28.153
5	5:18.366	+3:45.900	11:44:46.519
6	1:44.134	+11.668	11:46:30.653
7	1:34.188	+1.722	11:48:04.841
8	1:32.953	+0.487	11:49:37.794
9	2:16.430	+43.964	11:51:54.224
10	1:32.466		11:53:26.690
11	3:14.141	+1:41.675	11:56:40.831
12	3:05.183	+1:32.717	11:59:46.014

(16) Radek BOHUSLAV

1	1:47.274	+13.451	11:34:48.935
2	1:49.317	+15.494	11:36:38.252
3	1:33.823		11:38:12.075
4	2:21.874	+48.051	11:40:33.949
5	1:34.015	+0.192	11:42:07.964
6	4:30.911	+2:57.088	11:46:38.875
7	2:08.375	+34.552	11:48:47.250
8	2:33.324	+59.501	11:51:20.574
9	1:33.882	+0.059	11:52:54.456
10	5:07.530	+3:33.707	11:58:01.986

(81) SZÉP-HORVÁTH Arnold

1	1:42.470	+7.670	11:34:50.780
2	1:36.760	+1.960	11:36:27.540
3	1:37.458	+2.658	11:38:04.998
4	1:36.131	+1.331	11:39:41.129
5	1:42.196	+7.396	11:41:23.325
6	1:35.378	+0.578	11:42:58.703
7	5:27.590	+3:52.790	11:48:26.293
8	1:44.777	+9.977	11:50:11.070
9	1:34.800		11:51:45.870
10	1:50.575	+15.775	11:53:36.445
11	1:42.962	+8.162	11:55:19.407
12	3:00.374	+1:25.574	11:58:19.781

Az eredmény mindaddig ideiglenes, amíg azt a zsűri jóvá nem hagyta

Orbits

Versenyigazgató Zsúrielnök Időmérés vezetője
Clerk of the Course Jury President Chief Timekeeper





Monor
Hódmezővásárhely
Piliscsév
Nyársapát
Kóka
Tápióbrácsa
Csolnok
Kőszárhegy

Magyar Köztársaság Nemzetközi Motocross Bajnokság Hungarian Int. MX Championship

Int. MX OB. 1.f (Monor)

Sorted on Laps

Race 1 - 1.futam

Monor 0,000 Km

1.osztály MX1

2010.03.28. 14:25

Race (25:00 and 2 Laps) started at 14:28:49

Pos	PIC	No.	Name	Club	Make	Class	AA	Laps	Total Tm	Diff	Best Tm	Lap
1	1	105	KOHUT Martin	Cseh-LR Cosmetic Ados	KTM	MX1 I.o.	2M	19	29:20.906		1:29.738	3
2	2	4	CZUNI László	Románia	Suzuki	MX1 I.o.	2M	19	29:26.116	5.210	1:30.301	5
3	3	42	SZVOBODA Bence	Paksi Autó és Motorsport Egyesület	KTM	MX1 I.o.	2M	19	29:46.545	25.639	1:29.599	1
4	4	10	RINGHOFER Philipp	Németország	Kawasaki	MX1 I.o.		19	29:54.505	33.599	1:31.860	7
5	5	35	ZAREMBA Jan	Csehország	Honda	MX1 I.o.		19	29:56.592	35.686	1:31.750	19
6	6	266	BORKA János	Kawasaki Magyarország Motorsport E	Kawasaki	MX1 I.o.	2M	19	29:58.193	37.287	1:31.127	1
7	7	99	PERSSON Anders	Svédország	Honda	MX1 I.o.		19	30:15.429	54.523	1:33.390	8
8	8	14	REISINGER Oswald	Ausztria	Suzuki	MX1 I.o.	2M	19	30:19.690	58.784	1:33.633	8
9	9	36	SJÖSTRÖM Tommy	Svédország	Honda	MX1 I.o.		19	30:55.738	1:34.832	1:34.056	5
10	10	97	HAMPRS Robin	Svédország	Kawasaki	MX1 I.o.		19	30:56.088	1:35.182	1:34.494	4
11	11	3	DYLSKI Gábor	MAMI Yamaha Fehér	Yamaha	MX1 I.o.		18	29:28.323	1 Lap	1:35.338	9
12	12	8	LÉCZ Gergely	Real Motorcentrum Motorsport Egyes	Suzuki	MX1 I.o.	2M	18	29:40.537	1 Lap	1:35.927	6
13	13	20	KERNER László	Real Motorcentrum Motorsport Egyes	Honda	MX1 I.o.		18	29:43.103	1 Lap	1:36.452	5
14	14	81	SZÉP-HORVÁTH Arnold	K?szárhegyi Motocross Club	KTM	MX1 I.o.		17	30:16.453	2 Laps	1:38.532	2

Not classified (75% = 14 Laps)

		87	STRANSKY Vit	Csehország	KTM	MX1 I.o.		13	29:31.501	6 Laps	1:34.304	7
		16	BOHUSLAV Radek	Szlovákia - KTM OKR Team	KTM	MX1 I.o.		11	29:22.752	8 Laps	1:34.736	2
		178	CERNOLD Alexander	Svédország	Suzuki	MX1 I.o.		7	11:53.360	12 Laps	1:37.831	3
		108	NÉMETH Kornél	Paksi Autó és Motorsport Egyesület	KTM	MX1 I.o.	2M	1	1:46.649	18 Laps	1:30.810	1
DNS	DNS	92	FRIEDL Hermann	Ausztria	Kawasaki	MX1 I.o.				DNS		0

Margin of Victory	Avg. Speed	Best Lap Tm	Best Speed	Best Lap by
5.210	-	1:29.599	-	42 - SZVOBODA Bence

Az eredmény mindaddig ideiglenes, amíg azt a zsűri jóvá nem hagyta

Orbits

Versenyigazgató Zsúrielnök Időmérés vezetője
Clerk of the Course Jury President Chief Timekeeper



Printed: 2010.03.28. 15:10:01



Monor
Hódmezővásárhely
Piliscsévi
Nyársapát
Kóka
Tápióbrsike
Csolnok
Kőszárhegy

Magyar Köztársaság Nemzetközi Motocross Bajnokság Hungarian Int. MX Championship

Int. MX OB. 1.f (Monor)

Race 1 - 1.futam

Monor 0,000 Km

1.osztály MX1

2010.03.28. 14:25

Race (25:00 and 2 Laps) started at 14:28:49

Lap	Lap Tm	Diff	Time of Day
(105) KOHUT Martin			
1	1:31.131	+1.393	14:30:36.731
2	1:31.007	+1.269	14:32:07.738
3	1:29.738		14:33:37.476
4	1:30.156	+0.418	14:35:07.632
5	1:31.082	+1.344	14:36:38.714
6	1:31.151	+1.413	14:38:09.865
7	1:32.062	+2.324	14:39:41.927
8	1:31.168	+1.430	14:41:13.095
9	1:31.610	+1.872	14:42:44.705
10	1:31.083	+1.345	14:44:15.788
11	1:31.897	+2.159	14:45:47.685
12	1:31.564	+1.826	14:47:19.249
13	1:32.131	+2.393	14:48:51.380
14	1:31.923	+2.185	14:50:23.303
15	1:33.336	+3.598	14:51:56.639
16	1:32.434	+2.696	14:53:29.073
17	1:33.143	+3.405	14:55:02.216
18	1:32.940	+3.202	14:56:35.156
19	1:34.766	+5.028	14:58:09.922

Lap	Lap Tm	Diff	Time of Day
(4) CZUNI László			
1	1:33.218	+2.917	14:30:39.317
2	1:30.708	+0.407	14:32:10.025
3	1:31.300	+0.999	14:33:41.325
4	1:30.906	+0.605	14:35:12.231
5	1:30.301		14:36:42.532
6	1:32.820	+2.519	14:38:15.352
7	1:31.438	+1.137	14:39:46.790
8	1:31.615	+1.314	14:41:18.405
9	1:30.907	+0.606	14:42:49.312
10	1:32.256	+1.955	14:44:21.568
11	1:32.090	+1.789	14:45:53.658
12	1:32.383	+2.082	14:47:26.041
13	1:31.642	+1.341	14:48:57.683
14	1:33.262	+2.961	14:50:30.945
15	1:32.043	+1.742	14:52:02.988
16	1:32.546	+2.245	14:53:35.534
17	1:32.419	+2.118	14:55:07.953
18	1:32.389	+2.088	14:56:40.342
19	1:34.790	+4.489	14:58:15.132

Lap	Lap Tm	Diff	Time of Day
(42) SZVOBODA Bence			
1	1:29.599		14:30:34.226
2	1:29.765	+0.166	14:32:03.991
3	1:29.962	+0.363	14:33:33.953
4	1:31.474	+1.875	14:35:05.427
5	1:31.656	+2.057	14:36:37.083
6	1:32.371	+2.772	14:38:09.454
7	1:33.759	+4.160	14:39:43.213
8	1:31.801	+2.202	14:41:15.014
9	1:32.764	+3.165	14:42:47.778
10	1:34.396	+4.797	14:44:22.174
11	1:33.185	+3.586	14:45:55.359
12	1:33.177	+3.578	14:47:28.536
13	1:34.634	+5.035	14:49:03.170
14	1:33.801	+4.202	14:50:36.971
15	1:34.948	+5.349	14:52:11.919
16	1:35.010	+5.411	14:53:46.929
17	1:35.851	+6.252	14:55:22.780
18	1:35.123	+5.524	14:56:57.903
19	1:37.658	+8.059	14:58:35.561

Lap	Lap Tm	Diff	Time of Day
(10) RINGHOFER Philipp			
1	1:36.273	+4.413	14:30:44.056

Lap	Lap Tm	Diff	Time of Day
2	1:34.343	+2.483	14:32:18.399
3	1:32.086	+0.226	14:33:50.485
4	1:33.235	+1.375	14:35:23.720
5	1:32.469	+0.609	14:36:56.189
6	1:32.468	+0.608	14:38:28.657
7	1:31.860		14:40:00.517
8	1:32.439	+0.579	14:41:32.956
9	1:32.573	+0.713	14:43:05.529
10	1:32.885	+1.025	14:44:38.414
11	1:31.926	+0.066	14:46:10.340
12	1:32.834	+0.974	14:47:43.174
13	1:32.829	+0.969	14:49:16.003
14	1:33.851	+1.991	14:50:49.854
15	1:34.374	+2.514	14:52:24.228
16	1:34.326	+2.466	14:53:58.554
17	1:34.584	+2.724	14:55:33.138
18	1:33.514	+1.654	14:57:06.652
19	1:36.869	+5.009	14:58:43.521

Lap	Lap Tm	Diff	Time of Day
(35) ZAREMBA Jan			
1	1:37.737	+5.987	14:30:45.479
2	1:36.083	+4.333	14:32:21.562
3	1:34.303	+2.553	14:33:55.865
4	1:33.603	+1.853	14:35:29.468
5	1:34.035	+2.285	14:37:03.503
6	1:33.034	+1.284	14:38:36.537
7	1:33.367	+1.617	14:40:09.904
8	1:33.278	+1.528	14:41:43.182
9	1:34.059	+2.309	14:43:17.241
10	1:33.264	+1.514	14:44:50.505
11	1:33.346	+1.596	14:46:23.851
12	1:32.926	+1.176	14:47:56.777
13	1:33.380	+1.630	14:49:30.157
14	1:32.712	+0.962	14:51:02.869
15	1:32.241	+0.491	14:52:35.110
16	1:32.618	+0.868	14:54:07.728
17	1:32.203	+0.453	14:55:39.931
18	1:33.927	+2.177	14:57:13.858
19	1:31.750		14:58:45.608

Lap	Lap Tm	Diff	Time of Day
(266) BORKA János			
1	1:31.127		14:30:36.184
2	1:32.706	+1.579	14:32:08.890
3	1:32.061	+0.934	14:33:40.951
4	1:33.912	+2.785	14:35:14.863
5	1:33.182	+2.055	14:36:48.045
6	1:34.493	+3.366	14:38:22.538
7	1:34.137	+3.010	14:39:56.675
8	1:35.605	+4.478	14:41:32.280
9	1:34.719	+3.592	14:43:06.999
10	1:33.541	+2.414	14:44:40.540
11	1:33.959	+2.832	14:46:14.499
12	1:33.072	+1.945	14:47:47.571
13	1:34.535	+3.408	14:49:22.106
14	1:36.211	+5.084	14:50:58.317
15	1:34.700	+3.573	14:52:33.017
16	1:33.427	+2.300	14:54:06.444
17	1:32.862	+1.735	14:55:39.306
18	1:33.983	+2.856	14:57:13.289
19	1:33.920	+2.793	14:58:47.209

Lap	Lap Tm	Diff	Time of Day
(99) PERSSON Anders			
1	1:36.526	+3.136	14:30:42.632
2	1:34.136	+0.746	14:32:16.768
3	1:34.762	+1.372	14:33:51.530
4	1:34.095	+0.705	14:35:25.625

Lap	Lap Tm	Diff	Time of Day
5	1:34.163	+0.773	14:36:59.788
6	1:33.976	+0.586	14:38:33.764
7	1:33.850	+0.460	14:40:07.614
8	1:33.390		14:41:41.004
9	1:34.459	+1.069	14:43:15.463
10	1:34.119	+0.729	14:44:49.582
11	1:33.881	+0.491	14:46:23.463
12	1:34.528	+1.138	14:47:57.991
13	1:35.468	+2.078	14:49:33.459
14	1:35.295	+1.905	14:51:08.754
15	1:35.014	+1.624	14:52:43.768
16	1:35.510	+2.120	14:54:19.278
17	1:35.646	+2.256	14:55:54.924
18	1:35.325	+1.935	14:57:30.249
19	1:34.196	+0.806	14:59:04.445

Lap	Lap Tm	Diff	Time of Day
(14) REISINGER Oswald			
1	1:36.570	+2.937	14:30:42.975
2	1:36.455	+2.822	14:32:19.430
3	1:34.441	+0.808	14:33:53.871
4	1:35.092	+1.459	14:35:28.963
5	1:34.220	+0.587	14:37:03.183
6	1:34.815	+1.182	14:38:37.998
7	1:34.535	+0.902	14:40:12.533
8	1:33.633		14:41:46.166
9	1:34.155	+0.522	14:43:20.321
10	1:34.559	+0.926	14:44:54.880
11	1:34.000	+0.367	14:46:28.880
12	1:34.080	+0.447	14:48:02.960
13	1:34.946	+1.313	14:49:37.906
14	1:34.107	+0.474	14:51:12.013
15	1:33.849	+0.216	14:52:45.862
16	1:34.285	+0.652	14:54:20.147
17	1:35.454	+1.821	14:55:55.601
18	1:35.173	+1.540	14:57:30.774
19	1:37.932	+4.299	14:59:08.706

Lap	Lap Tm	Diff	Time of Day
(36) SJÖSTRÖM Tommy			
1	1:36.222	+2.166	14:30:43.309
2	1:37.014	+2.958	14:32:20.323
3	1:34.588	+0.532	14:33:54.911
4	1:36.664	+2.608	14:35:31.575
5	1:34.056		14:37:05.631
6	1:35.213	+1.157	14:38:40.844
7	1:35.516	+1.460	14:40:16.360
8	1:35.887	+1.831	14:41:52.247
9	1:36.686	+2.630	14:43:28.933
10	1:36.830	+2.774	14:45:05.763
11	1:37.046	+2.990	14:46:42.809
12	1:37.090	+3.034	14:48:19.899
13	1:38.292	+4.236	14:49:58.191
14	1:38.507	+4.451	14:51:36.698
15	1:37.890	+3.834	14:53:14.588
16	1:37.810	+3.754	14:54:52.398
17	1:38.211	+4.155	14:56:30.609
18	1:36.705	+2.649	14:58:07.314
19	1:37.440	+3.384	14:59:44.754

Lap	Lap Tm	Diff	Time of Day
(97) HAMPRS Robin			
1	1:40.989	+6.495	14:30:48.131
2	1:38.433	+3.939	14:32:26.564
3	1:37.183	+2.689	14:34:03.747
4	1:34.494		14:35:38.241
5	1:36.169	+1.675	14:37:14.410
6	1:36.246	+1.752	14:38:50.656
7	1:36.355	+1.861	14:40:27.011

Az eredmény mindaddig ideiglenes, amíg azt a zsűri jóvá nem hagyta

Orbits

Versenyigazgató Zsúrielnök Időmérés vezetője
Clerk of the Course Jury President Chief Timekeeper





Monor
Hódmezővásárhely
Piliscsév
Nyársapát
Kóka
Tápióbráske
Csolnok
Kőszárhegy

Magyar Köztársaság Nemzetközi Motocross Bajnokság Hungarian Int. MX Championship

Int. MX OB. 1.f (Monor)

Race 1 - 1.futam

Monor 0,000 Km

1.osztály MX1

2010.03.28. 14:25

Race (25:00 and 2 Laps) started at 14:28:49

Lap	Lap Tm	Diff	Time of Day
8	1:36.874	+2.380	14:42:03.885
9	1:36.439	+1.945	14:43:40.324
10	1:35.760	+1.266	14:45:16.084
11	1:35.928	+1.434	14:46:52.012
12	1:35.436	+0.942	14:48:27.448
13	1:36.756	+2.262	14:50:04.204
14	1:38.362	+3.868	14:51:42.566
15	1:35.887	+1.393	14:53:18.453
16	1:36.377	+1.883	14:54:54.830
17	1:37.223	+2.729	14:56:32.053
18	1:36.915	+2.421	14:58:08.968
19	1:36.136	+1.642	14:59:45.104

(3) DYLSKI Gábor

1	1:35.790	+0.452	14:30:43.344
2	1:37.545	+2.207	14:32:20.889
3	1:37.643	+2.305	14:33:58.532
4	1:36.599	+1.261	14:35:35.131
5	1:36.282	+0.944	14:37:11.413
6	1:36.295	+0.957	14:38:47.708
7	1:36.600	+1.262	14:40:24.308
8	1:35.598	+0.260	14:41:59.906
9	1:35.338		14:43:35.244
10	1:36.046	+0.708	14:45:11.290
11	1:37.292	+1.954	14:46:48.582
12	1:36.834	+1.496	14:48:25.416
13	1:38.008	+2.670	14:50:03.424
14	1:37.758	+2.420	14:51:41.182
15	1:37.736	+2.398	14:53:18.918
16	1:37.602	+2.264	14:54:56.520
17	1:39.506	+4.168	14:56:36.026
18	1:41.313	+5.975	14:58:17.339

(8) LÉCZ Gergely

1	1:37.051	+1.124	14:30:42.419
2	1:36.731	+0.804	14:32:19.150
3	1:37.071	+1.144	14:33:56.221
4	1:37.309	+1.382	14:35:33.530
5	1:35.948	+0.021	14:37:09.478
6	1:35.927		14:38:45.405
7	1:36.286	+0.359	14:40:21.691
8	1:37.127	+1.200	14:41:58.818
9	1:38.095	+2.168	14:43:36.913
10	1:38.316	+2.389	14:45:15.229
11	1:37.589	+1.662	14:46:52.818
12	1:37.292	+1.365	14:48:30.110
13	1:38.439	+2.512	14:50:08.549
14	1:38.071	+2.144	14:51:46.620
15	1:38.294	+2.367	14:53:24.914
16	1:40.541	+4.614	14:55:05.455
17	1:42.940	+7.013	14:56:48.395
18	1:41.158	+5.231	14:58:29.553

(20) KERNER László

1	1:38.785	+2.333	14:30:45.474
2	1:37.612	+1.160	14:32:23.086
3	1:36.539	+0.087	14:33:59.625
4	1:36.593	+0.141	14:35:36.218
5	1:36.452		14:37:12.670
6	1:36.706	+0.254	14:38:49.376
7	1:36.497	+0.045	14:40:25.873
8	1:37.582	+1.130	14:42:03.455
9	1:38.122	+1.670	14:43:41.577
10	1:38.796	+2.344	14:45:20.373
11	1:38.868	+2.416	14:46:59.241
12	1:37.658	+1.206	14:48:36.899

Lap	Lap Tm	Diff	Time of Day
13	1:38.273	+1.821	14:50:15.172
14	1:39.041	+2.589	14:51:54.213
15	1:43.475	+7.023	14:53:37.688
16	1:38.342	+1.890	14:55:16.030
17	1:39.518	+3.066	14:56:55.548
18	1:36.571	+0.119	14:58:32.119

(81) SZÉP-HORVÁTH Arnold

1	1:40.130	+1.598	14:30:47.592
2	1:38.532		14:32:26.124
3	1:38.904	+0.372	14:34:05.028
4	1:40.564	+2.032	14:35:45.592
5	1:41.444	+2.912	14:37:27.036
6	1:43.841	+5.309	14:39:10.877
7	1:44.717	+6.185	14:40:55.594
8	1:45.397	+6.865	14:42:40.991
9	1:49.631	+11.099	14:44:30.622
10	1:47.852	+9.320	14:46:18.474
11	1:49.834	+11.302	14:48:08.308
12	1:48.633	+10.101	14:49:56.941
13	1:50.500	+11.968	14:51:47.441
14	1:50.747	+12.215	14:53:38.188
15	1:48.733	+10.201	14:55:26.921
16	1:50.581	+12.049	14:57:17.502
17	1:47.967	+9.435	14:59:05.469

(87) STRANSKY Vít

1	1:35.663	+1.359	14:30:41.552
2	1:39.456	+5.152	14:32:21.008
3	1:35.843	+1.539	14:33:56.851
4	1:35.998	+1.694	14:35:32.849
5	1:35.827	+1.523	14:37:08.676
6	1:35.022	+0.718	14:38:43.698
7	1:34.304		14:40:18.002
8	1:35.227	+0.923	14:41:53.229
9	1:35.113	+0.809	14:43:28.342
10	1:35.608	+1.304	14:45:03.950
11	1:36.441	+2.137	14:46:40.391
12	2:01.876	+27.572	14:48:42.267
13	9:38.250	+8:03.946	14:58:20.517

(16) BOHUSLAV Radek

1	1:35.770	+1.034	14:30:41.078
2	1:34.736		14:32:15.814
3	1:37.451	+2.715	14:33:53.265
4	1:37.820	+3.084	14:35:31.085
5	1:39.167	+4.431	14:37:10.252
6	1:37.966	+3.230	14:38:48.218
7	1:39.536	+4.800	14:40:27.754
8	1:40.943	+6.207	14:42:08.697
9	1:43.308	+8.572	14:43:52.005
10	12:35.517	+11:00.781	14:56:27.522
11	1:44.246	+9.510	14:58:11.768

(178) CERNOLD Alexander

1	1:40.602	+2.771	14:30:48.786
2	1:39.096	+1.265	14:32:27.882
3	1:37.831		14:34:05.713
4	1:38.566	+0.735	14:35:44.279
5	1:38.707	+0.876	14:37:22.986
6	1:38.403	+0.572	14:39:01.389
7	1:40.987	+3.156	14:40:42.376

(108) NÉMETH Kornél

1	1:30.810		14:30:35.665
---	-----------------	--	--------------

Az eredmény mindaddig ideiglenes, amíg azt a zsűri jóvá nem hagyta

Orbits

Versenyigazgató Zsűrielnök Időmérés vezetője
Clerk of the Course Jury President Chief Timekeeper





Monor
Hódmezővásárhely
Piliscsév
Nyársapát
Kóka
Tápióbicsike
Csolnok
Kőszárhegy

Magyar Köztársaság Nemzetközi Motocross Bajnokság Hungarian Int. MX Championship

Int. MX OB. 1.f (Monor)

Lapchart

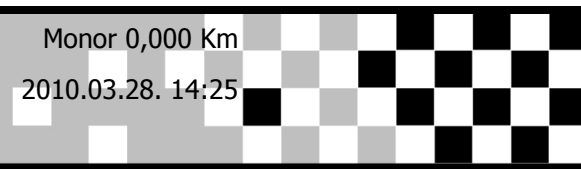
Race 1 - 1.futam

Monor 0,000 Km

1.osztály MX1

2010.03.28. 14:25

Race (25:00 and 2 Laps) started at 14:28:49



Competitors	Laps																			
	0	1	2	3	4	5	6	7	8	9	10	11	12	13	14	15	16	17	18	19
SZVOBODA Bence (42)	1	42	42	42	42	42	42	105	105	105	105	105	105	105	105	105	105	105	105	105
NÉMETH Kornél (108)	2	108	108	105	105	105	105	42	42	42	4	4	4	4	4	4	4	4	4	4
BORKA János (266)	3	266	266	266	266	4	4	4	4	4	4	42	42	42	42	42	42	42	42	42
BOHUSLAV Radek (16)	4	16	105	4	4	266	266	266	266	266	10	10	10	10	10	10	10	10	10	10
LÉCZ Gergely (8)	5	8	4	16	10	10	10	10	10	10	266	266	266	266	266	266	266	266	266	35
KOHUT Martin (105)	6	105	16	99	99	99	99	99	99	99	99	99	35	35	35	35	35	35	35	266
STRANSKY Vit (87)	7	87	87	10	16	14	14	35	35	35	35	35	35	99	99	99	99	99	99	99
CZUNI László (4)	8	4	8	8	14	35	35	14	14	14	14	14	14	14	14	14	14	14	14	14
PERSSON Anders (99)	9	99	99	14	36	16	36	36	36	36	87	87	87	36	36	36	36	36	36	36
REISINGER Oswald (14)	10	14	14	36	35	36	87	87	87	87	36	36	36	3	3	3	97	97	97	97
KERNER László (20)	11	20	36	3	8	87	8	8	8	8	3	3	3	97	97	97	3	3	3	3
SJÖSTRÖM Tommy (36)	12	36	3	87	87	8	16	3	3	3	8	8	97	8	8	8	8	8	8	8
HAMPRS Robin (97)	13	97	10	35	3	3	3	16	20	20	97	97	8	20	20	20	20	20	20	20
SZÉP-HORVÁTH Arnold (81)	14	81	20	20	20	20	20	20	97	97	20	20	20	87	81	81	81	81	81	81
DYLSKI Gábor (3)	15	3	35	81	97	97	97	97	16	16	16	81	81	81	87					
ZAREMBA Jan (35)	16	35	81	97	81	178	178	178	178	81	81	16	16							
RINGHOFER Philipp (10)	17	10	97	178	178	81	81	81	81											
CERNOLD Alexander (178)	18	178	178																	
-	19																			

Az eredmény mindaddig ideiglenes, amíg azt a zsűri jóvá nem hagyta

Orbits

Versenyigazgató Zsűrielnök Időmérés vezetője
Clerk of the Course Jury President Chief Timekeeper



Printed: 2010.03.28. 15:10:31



Monor
Hódmezővásárhely
Piliscsévi
Nyársapát
Kóka
Tápióbicsike
Csolnok
Kőszárhegy

Magyar Köztársaság Nemzetközi Motocross Bajnokság Hungarian Int. MX Championship

Int. MX OB. 1.f (Monor)

Sorted on Laps

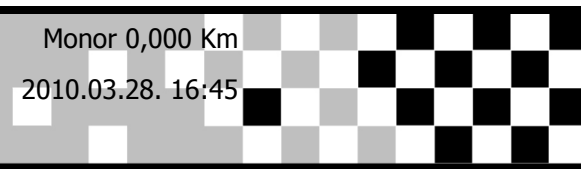
Race 2 - 2.futam

Monor 0,000 Km

1.osztály MX1

2010.03.28. 16:45

Race (25:00 and 2 Laps) started at 16:58:31



Pos	PIC	No.	Name	Club	Make	Class	AA	Laps	Total Tm	Diff	Best Tm	Lap
1	1	4	CZUNI László	Románia	Suzuki	MX1 I.o.	2M	19	29:34.471		1:31.568	2
2	2	105	KOHUT Martin	Cseh-LR Cosmetic Ados KTM	KTM	MX1 I.o.	2M	19	29:58.100	23.629	1:30.895	15
3	3	35	ZAREMBA Jan	Csehország	Honda	MX1 I.o.		19	30:30.315	55.844	1:33.341	3
4	4	42	SZVOBODA Bence	Paksi Autó és Motorsport Egyesület	KTM	MX1 I.o.	2M	19	30:36.021	1:01.550	1:33.462	15
5	5	266	BORKA János	Kawasaki Magyarország Motorsport E	Kawasaki	MX1 I.o.	2M	19	30:41.967	1:07.495	1:33.770	15
6	6	36	SJÖSTRÖM Tommy	Svédország	Honda	MX1 I.o.		19	30:49.459	1:14.988	1:33.352	4
7	7	8	LÉCZ Gergely	Real Motorcentrum Motorsport Egyes	Suzuki	MX1 I.o.	2M	18	29:41.196	1 Lap	1:36.541	10
8	8	3	DYLSKI Gábor	MAMI Yamaha Fehér	Yamaha	MX1 I.o.		18	29:49.034	1 Lap	1:35.389	2
9	9	87	STRANSKY Vit	Csehország	KTM	MX1 I.o.		18	29:59.964	1 Lap	1:36.657	4
10	10	97	HAMPRS Robin	Svédország	Kawasaki	MX1 I.o.		18	30:05.559	1 Lap	1:36.048	4
11	11	92	FRIEDL Hermann	Ausztria	Kawasaki	MX1 I.o.		18	30:12.506	1 Lap	1:37.851	1
12	12	99	PERSSON Anders	Svédország	Honda	MX1 I.o.		18	30:23.479	1 Lap	1:34.672	10
13	13	20	KERNER László	Real Motorcentrum Motorsport Egyes	Honda	MX1 I.o.		18	30:43.904	1 Lap	1:37.362	1
14	14	16	BOHUSLAV Radek	Szlovákia - KTM OKR Team	KTM	MX1 I.o.		18	30:45.320	1 Lap	1:38.455	1
15	15	81	SZÉP-HORVÁTH Arnold	K?szárhegyi Motocross Club	KTM	MX1 I.o.		17	30:40.779	2 Laps	1:41.404	2

Not classified (75% = 14 Laps)

178			CERNOLD Alexander	Svédország	Suzuki	MX1 I.o.		9	15:30.772	10 Laps	1:38.759	4
14			REISINGER Oswald	Ausztria	Suzuki	MX1 I.o.	2M	5	9:45.850	14 Laps	1:32.808	2
10			RINGHOFER Philipp	Németország	Kawasaki	MX1 I.o.			23.189	19 Laps		0
108			NÉMETH Kornél	Paksi Autó és Motorsport Egyesület	KTM	MX1 I.o.	2M					0

Margin of Victory	Avg. Speed	Best Lap Tm	Best Speed	Best Lap by
23.629	-	1:30.895	-	105 - KOHUT Martin

Az eredmény mindaddig ideiglenes, amíg azt a zsűri jóvá nem hagyta

Orbits

Versenyigazgató Zsúrielnök Időmérés vezetője
Clerk of the Course Jury President Chief Timekeeper



Printed: 2010.03.28. 17:50:02



Monor
Hódmezővásárhely
Piliscsé
Nyársapát
Kóka
Tápióbsike
Csolnok
Köszárhegy

Magyar Köztársaság Nemzetközi Motocross Bajnokság Hungarian Int. MX Championship

Int. MX OB. 1.f (Monor)

Race 2 - 2.futam

Monor 0,000 Km

1.osztály MX1

2010.03.28. 16:45

Race (25:00 and 2 Laps) started at 16:58:31

Lap	Lap Tm	Diff	Time of Day
(4) CZUNI László			
1	1:32.407	+0.839	17:00:18.500
2	1:31.568		17:01:50.068
3	1:32.318	+0.750	17:03:22.386
4	1:32.417	+0.849	17:04:54.803
5	1:31.951	+0.383	17:06:26.754
6	1:32.904	+1.336	17:07:59.658
7	1:33.212	+1.644	17:09:32.870
8	1:32.536	+0.968	17:11:05.406
9	1:32.477	+0.909	17:12:37.883
10	1:33.599	+2.031	17:14:11.482
11	1:33.054	+1.486	17:15:44.536
12	1:32.125	+0.557	17:17:16.661
13	1:32.733	+1.165	17:18:49.394
14	1:32.575	+1.007	17:20:21.969
15	1:33.172	+1.604	17:21:55.141
16	1:32.288	+0.720	17:23:27.429
17	1:32.474	+0.906	17:24:59.903
18	1:32.814	+1.246	17:26:32.717
19	1:33.112	+1.544	17:28:05.829

Lap	Lap Tm	Diff	Time of Day
(105) KOHUT Martin			
1	1:33.362	+2.467	17:00:27.327
2	1:33.946	+3.051	17:02:01.273
3	1:31.217	+0.322	17:03:32.490
4	1:32.020	+1.125	17:05:04.510
5	1:32.213	+1.318	17:06:36.723
6	1:33.075	+2.180	17:08:09.798
7	1:32.142	+1.247	17:09:41.940
8	1:32.697	+1.802	17:11:14.637
9	1:32.230	+1.335	17:12:46.867
10	1:31.774	+0.879	17:14:18.641
11	1:32.303	+1.408	17:15:50.944
12	1:31.900	+1.005	17:17:22.844
13	1:32.123	+1.228	17:18:54.967
14	1:32.188	+1.293	17:20:27.155
15	1:30.895		17:21:58.050
16	1:31.989	+1.094	17:23:30.039
17	1:31.773	+0.878	17:25:01.812
18	1:31.730	+0.835	17:26:33.542
19	1:55.916	+25.021	17:28:29.458

Lap	Lap Tm	Diff	Time of Day
(35) ZAREMBA Jan			
1	1:34.432	+1.091	17:00:21.453
2	1:34.503	+1.162	17:01:55.956
3	1:33.341		17:03:29.297
4	1:35.309	+1.968	17:05:04.606
5	1:35.345	+2.004	17:06:39.951
6	1:34.282	+0.941	17:08:14.233
7	1:34.011	+0.670	17:09:48.244
8	1:34.050	+0.709	17:11:22.294
9	1:34.666	+1.325	17:12:56.960
10	1:34.500	+1.159	17:14:31.460
11	1:35.395	+2.054	17:16:06.855
12	1:35.113	+1.772	17:17:41.968
13	1:36.977	+3.636	17:19:18.945
14	1:37.672	+4.331	17:20:56.617
15	1:36.684	+3.343	17:22:33.301
16	1:36.121	+2.780	17:24:09.422
17	1:36.314	+2.973	17:25:45.736
18	1:37.517	+4.176	17:27:23.253
19	1:38.420	+5.079	17:29:01.673

Lap	Lap Tm	Diff	Time of Day
(42) SZVOBODA Bence			
1	1:35.442	+1.980	17:00:32.934

Lap	Lap Tm	Diff	Time of Day
2	1:35.201	+1.739	17:02:08.135
3	1:34.571	+1.109	17:03:42.706
4	1:35.340	+1.878	17:05:18.046
5	1:35.055	+1.593	17:06:53.101
6	1:35.459	+1.997	17:08:28.560
7	1:35.589	+2.127	17:10:04.149
8	1:35.336	+1.874	17:11:39.485
9	1:35.011	+1.549	17:13:14.496
10	1:35.598	+2.136	17:14:50.094
11	1:34.836	+1.374	17:16:24.930
12	1:35.050	+1.588	17:17:59.980
13	1:35.567	+2.105	17:19:35.547
14	1:35.020	+1.558	17:21:10.567
15	1:33.462		17:22:44.029
16	1:34.347	+0.885	17:24:18.376
17	1:36.069	+2.607	17:25:54.445
18	1:34.866	+1.404	17:27:29.311
19	1:38.068	+4.606	17:29:07.379

Lap	Lap Tm	Diff	Time of Day
(266) BORKA János			
1	1:35.632	+1.862	17:00:31.855
2	1:35.135	+1.365	17:02:06.990
3	1:36.428	+2.658	17:03:43.418
4	1:36.316	+2.546	17:05:19.734
5	1:35.079	+1.309	17:06:54.813
6	1:36.218	+2.448	17:08:31.031
7	1:34.476	+0.706	17:10:05.507
8	1:35.214	+1.444	17:11:40.721
9	1:35.325	+1.555	17:13:16.046
10	1:35.193	+1.423	17:14:51.239
11	1:34.877	+1.107	17:16:26.116
12	1:36.402	+2.632	17:18:02.518
13	1:33.904	+0.134	17:19:36.422
14	1:35.117	+1.347	17:21:11.539
15	1:33.770		17:22:45.309
16	1:33.827	+0.057	17:24:19.136
17	1:35.841	+2.071	17:25:54.977
18	1:38.351	+4.581	17:27:33.328
19	1:39.997	+6.227	17:29:13.325

Lap	Lap Tm	Diff	Time of Day
(36) SJÖSTRÖM Tommy			
1	1:37.140	+3.788	17:00:28.324
2	1:34.708	+1.356	17:02:03.032
3	1:33.952	+0.600	17:03:36.984
4	1:33.352		17:05:10.336
5	1:33.982	+0.630	17:06:44.318
6	1:34.292	+0.940	17:08:18.610
7	1:35.338	+1.986	17:09:53.948
8	1:35.183	+1.831	17:11:29.131
9	1:35.372	+2.020	17:13:04.503
10	1:35.521	+2.169	17:14:40.024
11	1:36.666	+3.314	17:16:16.690
12	1:37.092	+3.740	17:17:53.782
13	1:36.618	+3.266	17:19:30.400
14	1:36.175	+2.823	17:21:06.575
15	1:37.714	+4.362	17:22:44.289
16	1:37.586	+4.234	17:24:21.875
17	1:39.534	+6.182	17:26:01.409
18	1:39.967	+6.615	17:27:41.376
19	1:39.441	+6.089	17:29:20.817

Lap	Lap Tm	Diff	Time of Day
(8) LÉCZ Gergely			
1	1:39.594	+3.053	17:00:26.582
2	1:37.585	+1.044	17:02:04.167
3	1:38.280	+1.739	17:03:42.447
4	1:39.392	+2.851	17:05:21.839

Lap	Lap Tm	Diff	Time of Day
5	1:37.929	+1.388	17:06:59.768
6	1:37.873	+1.332	17:08:37.641
7	1:37.068	+0.527	17:10:14.709
8	1:37.020	+0.479	17:11:51.729
9	1:37.291	+0.750	17:13:29.020
10	1:36.541		17:15:05.561
11	1:37.554	+1.013	17:16:43.115
12	1:37.501	+0.960	17:18:20.616
13	1:37.001	+0.460	17:19:57.617
14	1:37.982	+1.441	17:21:35.599
15	1:38.179	+1.638	17:23:13.778
16	1:39.098	+2.557	17:24:52.876
17	1:39.726	+3.185	17:26:32.602
18	1:39.952	+3.411	17:28:12.554

Lap	Lap Tm	Diff	Time of Day
(3) DYLSKI Gábor			
1	1:36.910	+1.521	17:00:24.914
2	1:35.389		17:02:00.303
3	1:36.519	+1.130	17:03:36.822
4	1:37.949	+2.560	17:05:14.771
5	1:38.032	+2.643	17:06:52.803
6	1:39.232	+3.843	17:08:32.035
7	1:37.408	+2.019	17:10:09.443
8	1:39.561	+4.172	17:11:49.004
9	1:38.591	+3.202	17:13:27.595
10	1:37.522	+2.133	17:15:05.117
11	1:37.624	+2.235	17:16:42.741
12	1:37.968	+2.579	17:18:20.709
13	1:39.305	+3.916	17:20:00.014
14	1:39.180	+3.791	17:21:39.194
15	1:38.770	+3.381	17:23:17.964
16	1:40.675	+5.286	17:24:58.639
17	1:40.279	+4.890	17:26:38.918
18	1:41.474	+6.085	17:28:20.392

Lap	Lap Tm	Diff	Time of Day
(87) STRANSKY Vit			
1	1:39.278	+2.621	17:00:27.790
2	1:38.731	+2.074	17:02:06.521
3	1:39.111	+2.454	17:03:45.632
4	1:36.657		17:05:22.289
5	1:38.403	+1.746	17:07:00.692
6	1:39.429	+2.772	17:08:40.121
7	1:37.782	+1.125	17:10:17.903
8	1:37.422	+0.765	17:11:55.325
9	1:37.340	+0.683	17:13:32.665
10	1:40.259	+3.602	17:15:12.924
11	1:38.590	+1.933	17:16:51.514
12	1:37.706	+1.049	17:18:29.220
13	1:37.839	+1.182	17:20:07.059
14	1:40.104	+3.447	17:21:47.163
15	1:40.561	+3.904	17:23:27.724
16	1:40.405	+3.748	17:25:08.129
17	1:41.394	+4.737	17:26:49.523
18	1:41.799	+5.142	17:28:31.322

Lap	Lap Tm	Diff	Time of Day
(97) HAMPRS Robin			
1	1:40.517	+4.469	17:00:29.353
2	1:38.857	+2.809	17:02:08.210
3	1:39.556	+3.508	17:03:47.766
4	1:36.048		17:05:23.814
5	1:36.958	+0.910	17:07:00.772
6	1:37.331	+1.283	17:08:38.103
7	1:38.535	+2.487	17:10:16.638
8	1:37.937	+1.889	17:11:54.575
9	1:37.307	+1.259	17:13:31.882
10	1:37.135	+1.087	17:15:09.017

Az eredmény mindaddig ideiglenes, amíg azt a zsűri jóvá nem hagyta

Orbits

Versenyigazgató Zsúrielnök Időmérés vezetője
Clerk of the Course Jury President Chief Timekeeper





Monor
Hódmezővásárhely
Piliscsév
Nyársapát
Kóka
Tápióbicsike
Csolnok
Kőszárhegy

Magyar Köztársaság Nemzetközi Motocross Bajnokság Hungarian Int. MX Championship

Int. MX OB. 1.f (Monor)

Race 2 - 2.futam

Monor 0,000 Km

1.osztály MX1

2010.03.28. 16:45

Race (25:00 and 2 Laps) started at 16:58:31

Lap	Lap Tm	Diff	Time of Day
11	1:37.515	+1.467	17:16:46.532
12	1:37.252	+1.204	17:18:23.784
13	1:39.223	+3.175	17:20:03.007
14	1:37.432	+1.384	17:21:40.439
15	1:38.531	+2.483	17:23:18.970
16	1:58.971	+22.923	17:25:17.941
17	1:39.515	+3.467	17:26:57.456
18	1:39.461	+3.413	17:28:36.917

(92) FRIEDL Hermann

Lap	Lap Tm	Diff	Time of Day
1	1:37.851		17:00:24.405
2	1:38.118	+0.267	17:02:02.523
3	1:38.288	+0.437	17:03:40.811
4	1:39.909	+2.058	17:05:20.720
5	1:39.551	+1.700	17:07:00.271
6	1:39.063	+1.212	17:08:39.334
7	1:39.982	+2.131	17:10:19.316
8	1:38.109	+0.258	17:11:57.425
9	1:39.153	+1.302	17:13:36.578
10	1:38.988	+1.137	17:15:15.566
11	1:38.719	+0.868	17:16:54.285
12	1:40.214	+2.363	17:18:34.499
13	1:39.501	+1.650	17:20:14.000
14	1:42.741	+4.890	17:21:56.741
15	1:40.904	+3.053	17:23:37.645
16	1:40.898	+3.047	17:25:18.543
17	1:40.094	+2.243	17:26:58.637
18	1:45.227	+7.376	17:28:43.864

(99) PERSSON Anders

Lap	Lap Tm	Diff	Time of Day
1	1:39.854	+5.182	17:00:27.656
2	1:38.200	+3.528	17:02:05.856
3	1:36.181	+1.509	17:03:42.037
4	1:35.312	+0.640	17:05:17.349
5	1:36.612	+1.940	17:06:53.961
6	1:35.565	+0.893	17:08:29.526
7	1:35.377	+0.705	17:10:04.903
8	1:35.216	+0.544	17:11:40.119
9	1:35.203	+0.531	17:13:15.322
10	1:34.672		17:14:49.994
11	1:35.028	+0.356	17:16:25.022
12	1:38.734	+4.062	17:18:03.756
13	1:36.821	+2.149	17:19:40.577
14	1:36.647	+1.975	17:21:17.224
15	2:38.026	+1:03.354	17:23:55.250
16	1:38.278	+3.606	17:25:33.528
17	1:39.332	+4.660	17:27:12.860
18	1:41.977	+7.305	17:28:54.837

(20) KERNER László

Lap	Lap Tm	Diff	Time of Day
1	1:37.362		17:00:32.632
2	1:37.423	+0.061	17:02:10.055
3	1:38.842	+1.480	17:03:48.897
4	1:37.973	+0.611	17:05:26.870
5	1:58.796	+21.434	17:07:25.666
6	1:38.784	+1.422	17:09:04.450
7	1:39.703	+2.341	17:10:44.153
8	1:40.423	+3.061	17:12:24.576
9	1:41.604	+4.242	17:14:06.180
10	1:41.746	+4.384	17:15:47.926
11	1:43.223	+5.861	17:17:31.149
12	1:40.502	+3.140	17:19:11.651
13	1:40.712	+3.350	17:20:52.363
14	1:39.991	+2.629	17:22:32.354
15	1:41.386	+4.024	17:24:13.740
16	1:40.309	+2.947	17:25:54.049

Lap	Lap Tm	Diff	Time of Day
17	1:41.597	+4.235	17:27:35.646
18	1:39.616	+2.254	17:29:15.262

(16) BOHUSLAV Radek

Lap	Lap Tm	Diff	Time of Day
1	1:38.455		17:00:26.229
2	1:40.039	+1.584	17:02:06.268
3	1:41.461	+3.006	17:03:47.729
4	1:40.892	+2.437	17:05:28.621
5	1:41.226	+2.771	17:07:09.847
6	1:42.216	+3.761	17:08:52.063
7	1:42.311	+3.856	17:10:34.374
8	1:42.278	+3.823	17:12:16.652
9	1:45.579	+7.124	17:14:02.231
10	1:42.482	+4.027	17:15:44.713
11	1:44.015	+5.560	17:17:28.728
12	1:41.992	+3.537	17:19:10.720
13	1:42.598	+4.143	17:20:53.318
14	1:40.607	+2.152	17:22:33.925
15	1:40.572	+2.117	17:24:14.497
16	1:42.286	+3.831	17:25:56.783
17	1:40.727	+2.272	17:27:37.510
18	1:39.168	+0.713	17:29:16.678

(81) SZÉP-HORVÁTH Arnold

Lap	Lap Tm	Diff	Time of Day
1	1:41.802	+0.398	17:00:31.169
2	1:41.404		17:02:12.573
3	1:42.637	+1.233	17:03:55.210
4	1:43.039	+1.635	17:05:38.249
5	1:42.700	+1.296	17:07:20.949
6	1:45.965	+4.561	17:09:06.914
7	1:45.310	+3.906	17:10:52.224
8	1:47.947	+6.543	17:12:40.171
9	1:47.761	+6.357	17:14:27.932
10	1:49.473	+8.069	17:16:17.405
11	1:53.072	+11.668	17:18:10.477
12	1:52.113	+10.709	17:20:02.590
13	1:48.916	+7.512	17:21:51.506
14	1:50.149	+8.745	17:23:41.655
15	1:50.244	+8.840	17:25:31.899
16	1:52.149	+10.745	17:27:24.048
17	1:48.089	+6.685	17:29:12.137

(178) CERNOLD Alexander

Lap	Lap Tm	Diff	Time of Day
1	1:40.636	+1.877	17:00:28.691
2	1:39.929	+1.170	17:02:08.620
3	1:41.057	+2.298	17:03:49.677
4	1:38.759		17:05:28.436
5	1:50.074	+11.315	17:07:18.510
6	1:39.207	+0.448	17:08:57.717
7	1:41.235	+2.476	17:10:38.952
8	1:41.241	+2.482	17:12:20.193
9	1:41.937	+3.178	17:14:02.130

(14) REISINGER Oswald

Lap	Lap Tm	Diff	Time of Day
1	3:01.836	+1:29.028	17:01:58.454
2	1:32.808		17:03:31.262
3	1:36.019	+3.211	17:05:07.281
4	1:34.859	+2.051	17:06:42.140
5	1:35.068	+2.260	17:08:17.208

Az eredmény mindaddig ideiglenes, amíg azt a zsűri jóvá nem hagyta

Orbits

Versenyigazgató Zsűrielnök Időmérés vezetője

Clerk of the Course Jury President Chief Timekeeper

Printed: 2010.03.28. 17:50:17





Monor
Hódmezővásárhely
Piliscsév
Nyársapát
Kóka
Tápióbicsike
Csolnok
Köszárhegy

Magyar Köztársaság Nemzetközi Motocross Bajnokság Hungarian Int. MX Championship

Int. MX OB. 1.f (Monor)

Lapchart

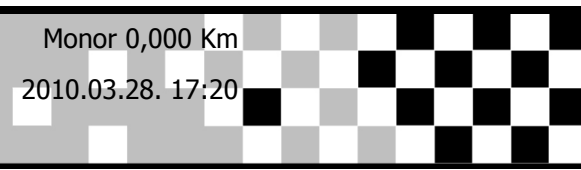
Race 2 - 2.futam

Monor 0,000 Km

TS MX1/MX2

2010.03.28. 17:20

Race started at 17:32:12



Competitors	Laps									
	0	1	2	3	4	5	6	7	8	
SZÖLLŐSI László (770)	1	770	129	94	94	94	94	94	94	94
BASISTA Michal (129)	2	129	65	65	65	65	65	65	65	65
SZALONTAI Zsolt (65)	3	65	94	129	129	129	129	129	49	
MÁNDI József (77)	4	77	33	72	49	49	49	49	129	
CSÁNYI Attila (72)	5	72	72	49	72	4	4	4	4	4
KRUSS Károly (94)	6	94	4	4	4	72	33	770	770	770
GERE László (67)	7	67	770	770	33	33	770	72	72	72
ROTYIK Tamás (44)	8	44	49	33	770	770	72	53	53	53
SZILÁGYI Lajos (886)	9	886	411	411	411	411	53	411	411	411
SÁNDOR Ferenc (411)	10	411	77	77	77	53	411	67	67	67
IVÁNYI Zoltán (4)	11	4	886	53	53	67	67	77	77	77
ÜRÖGI Béla (53)	12	53	67	67	67	77	77	780	780	780
SZENCZY Róbert (33)	13	33	53	780	780	780	780	33	33	
SZÓLIK Dániel (49)	14	49	44	886	44	44	44	44	44	
TREUER Tamás (780)	15	780	780	44	886	886	886	886	111	
BÁRDI Tímea (112)	16	112	69	69	111	111	111	111	886	
HEGYESI László (111)	17	111	111	111	69	69	69	69	69	
MARTON Mónika (45)	18	45	112	112	112	112	112	112	112	
SKUFCA Bojan (69)	19	69	45	45	45	45	45	45	45	
-	20									
-	21									
-	22									

Az eredmény mindaddig ideiglenes, amíg azt a zsűri jóvá nem hagyta

Orbits

Versenyigazgató Zsűrielnök Időmérés vezetője
Clerk of the Course Jury President Chief Timekeeper

Printed: 2010.03.28. 17:51:45





Monor
Hódmezővásárhely
Piliscsév
Nyársapát
Kóka
Tápióbicsike
Csolnok
Kőszárhegy


Magyar Köztársaság Nemzetközi Motocross Bajnokság Hungarian Int. MX Championship

Int. MX OB. 1.f (Monor)

Total / Összetett

Monor 0,000 Km

1.osztály MX1



Pos	No.	Name	Make	Club	AA	Class	R1.	R2.	total points
1	4	CZUNI László	Suzuki	Románia	2M	MX1 I.o.	22	25	47
2	105	KOHUT Martin	KTM	Cseh-LR Cosmetic Ados KTM	2M	MX1 I.o.	25	22	47
3	42	SZVOBODA Bence	KTM	Paksi Autó és Motorsport Egyesület	2M	MX1 I.o.	20	18	38
4	35	ZAREMBA Jan	Honda	Csehország		MX1 I.o.	16	20	36
5	266	BORKA János	Kawasaki	Kawasaki Magyarország Motorsport Egyesület	2M	MX1 I.o.	15	16	31
6	36	SJÖSTRÖM Tommy	Honda	Svédország		MX1 I.o.	12	15	27
7	8	LÉCZ Gergely	Suzuki	Real Motorcentrum Motorsport Egyesület	2M	MX1 I.o.	9	14	23
8	3	DYLSKI Gábor	Yamaha	MAMI Yamaha Fehér		MX1 I.o.	10	13	23
9	99	PERSSON Anders	Honda	Svédország		MX1 I.o.	14	9	23
10	97	HAMPRS Robin	Kawasaki	Svédország		MX1 I.o.	11	11	22
11	10	RINGHOFER Philipp	Kawasaki	Németország		MX1 I.o.	18	0	18
12	20	KERNER László	Honda	Real Motorcentrum Motorsport Egyesület		MX1 I.o.	8	8	16
13	81	SZÉP-HORVÁTH Arnold	KTM	K?szárhegyi Motocross Club		MX1 I.o.	7	6	13
14	14	REISINGER Oswald	Suzuki	Ausztria	2M	MX1 I.o.	13	0	13
15	87	STRANSKY Vit	KTM	Csehország		MX1 I.o.	0	12	12
16	92	FRIEDL Hermann	Kawasaki	Ausztria		MX1 I.o.	0	10	10
17	16	BOHUSLAV Radek	KTM	Szlovákia - KTM OKR Team		MX1 I.o.	0	7	7
18	178	CERNOLD Alexander	Suzuki	Svédország		MX1 I.o.	0	0	0
19	108	NÉMETH Kornél	KTM	Paksi Autó és Motorsport Egyesület	2M	MX1 I.o.	0	0	0

Az eredmény mindaddig ideiglenes, amíg azt a zsűri jóvá nem hagyta

Orbits

Versenyigazgató Zsűrielnök Időmérés vezetője
Clerk of the Course Jury President Chief Timekeeper

Printed: 2010.03.28. 17:32:00

