



Monor
Hódmezővásárhely
Piliscsév
Nyársapát
Kóka
Tápióbicsike
Csolnok
Köszárhegy

Magyar Köztársaság Nemzetközi Motocross Bajnokság Hungarian Int. MX Championship

Int. MX OB. 1.f (Monor)

Sorted on Best Lap time

Free Practice - Szabad Edzés

Monor 0,000 Km

2.osztály MX1/MX2

2010.03.28. 09:20

Practice started at 9:17:10

Pos	PIC	No.	Name	Club	Make	Class	AA	Best Tm	Lap	aps	Diff
1	1	69	CSIKI Balázs	Energy Moto Team SE	Honda	MX1 II.o.	2M	1:36.345	6	8	
2	1	23	PALKOVSKIS Dmitrijs	Center Motorsport Club	KTM	MX2 II.o		1:36.412	8	8	0.067
3	2	6	HAVASI Zoltán	Nyári Pál Moto Cross Sportegyesület	KTM	MX1 II.o.		1:37.584	6	7	1.239
4	3	44	VLADÁR Péter	Nyári Pál Moto Cross Sportegyesület	Kawasaki	MX1 II.o.		1:37.968	4	9	1.623
5	2	251	SÁSKA Ferenc	Bugyi Sport Egyesület	Honda	MX2 II.o		1:38.094	3	7	1.749
6	4	56	KAINZ György	Integrál Motoros Klub	Honda	MX1 II.o.		1:38.231	3	9	1.886
7	5	22	SÁSKA Gábor	Bugyi Sport Egyesület	Kawasaki	MX1 II.o.		1:38.432	2	6	2.087
8	6	5	OPRA Ágoston	Nyársapáti Motocross Sportegyesület	Honda	MX1 II.o.		1:38.787	2	8	2.442
9	7	15	JUSZTUSZ Dániel	Full-Gas Motorsport Egyesület	Suzuki	MX1 II.o.		1:39.231	9	9	2.886
10	8	7	FORGÁCS József	Nyári Pál Moto Cross Sportegyesület	KTM	MX1 II.o.		1:39.397	5	8	3.052
11	9	177	NAGY László	Cornus Sport Egyesület	KTM	MX1 II.o.		1:39.434	4	7	3.089
12	3	21	ZSINÓR Gábor	Tápiómenti Motoros Klub	Honda	MX2 II.o		1:39.790	3	6	3.445
13	10	77	NEGYEDY László	Hegyvidék Sport Szolg. Kft.	Yamaha	MX1 II.o.		1:39.827	7	7	3.482
14	4	78	CSERNA Péter	Bugyi Sport Egyesület	Honda	MX2 II.o		1:40.357	4	7	4.012
15	5	50	GERE László ifj.	Bugyi Sport Egyesület	Kawasaki	MX2 II.o		1:41.104	4	8	4.759
16	6	89	BORDÁS László	Center Motorsport Club	KTM	MX2 II.o		1:41.215	4	9	4.870
17	11	381	GRÓSZ Béla	K?szárhegyi Motocross Club	KTM	MX1 II.o.		1:41.315	5	6	4.970
18	12	59	BARACSKAI Péter	Real Motorcentrum Motorsport Egyesület	Yamaha	MX1 II.o.		1:41.330	7	8	4.985
19	7	2	TAKÁCS Attila	K?szárhegyi Motocross Club	Yamaha	MX2 II.o		1:42.764	5	7	6.419
20	8	55	TÓTH József	Újszilvási Motocross Sport Egyesület	Suzuki	MX2 II.o		1:43.220	8	8	6.875
21	9	37	PROKSA Róbert	Bugyi Sport Egyesület	Yamaha	MX2 II.o		1:43.770	6	8	7.425
22	10	70	FARKAS Szabolcs	Center Motorsport Club	KTM	MX2 II.o		1:44.034	7	8	7.689
23	11	42	NAGY Patrik	Pécsi Motoros Sportegyesület	KTM	MX2 II.o		1:44.034	6	7	7.689
24	13	23*	LÁNCZI Tibor	Speed-Tech Motorsport Egyesület	KTM	MX1 II.o.		1:44.285	2	6	7.940
25	14	4	SCHRENCKH Péter	Speed-Tech Motorsport Egyesület	Honda	MX1 II.o.		1:44.520	4	6	8.175
26	15	388	CSELE?TEI Csaba	MAMI SE	Honda	MX1 II.o.		1:45.085	2	7	8.740
27	12	58	GÁL Ádám	Paksi AMSE	KTM	MX2 II.o		1:45.134	3	7	8.789
28	13	94	GYEVÁT Dávid	Április 4. SE	Suzuki	MX2 II.o		1:45.230	6	8	8.885
29	16	511	VARSÁNYI Ottó	Full Gas	Yamaha/ Kawasaki	MX1 II.o.	2M	1:45.697	4	8	9.352
30	14	115	BECKER József	Nyári Pál Moto Cross Sportegyesület	Yamaha	MX2 II.o		1:46.857	4	8	10.512
31	17	38	KALMÁR NAGY László	MAMI SE	Yamaha	MX1 II.o.		1:47.318	3	8	10.973
32	15	941	LAUKO Mihály	Energy Moto Team	Kawasaki	MX2 II.o		1:47.916	3	6	11.571
33	18	71	MÁRTA Ferenc	MotorArt Sport és M?vészeti Egyesület	Yamaha	MX1 II.o.		1:48.075	2	4	11.730
34	16	771	JAKOB Béla	Energy Moto Team SE	Kawasaki	MX2 II.o		1:48.393	1	8	12.048
35	19	17	TÁPAI Zoltán	Center Motorsport Club	Honda	MX1 II.o.		1:49.030	5	6	12.685
36	17	59	BORZA Tibor	Kiskunmajsai Sportegyesület	Kawasaki	MX2 II.o		1:49.459	2	4	13.114
37	18	716	ZANÓCZ Rolland	Suzuki Hollós Racing Team MSE	Suzuki	MX2 II.o		1:49.792	8	8	13.447
38	19	13	APÁGYI János	Április 4. Motoros Klub	Yamaha/ KTM	MX2 II.o		1:49.973	2	4	13.628
39	20	242	BORZÁK Máté	Bugyi Sport Egyesület	Honda	MX2 II.o		1:50.914	7	7	14.569
40	20	94	Von REBENS Eugenius	Lengyelország	Suzuki	MX1 II.o.		1:54.679	4	4	18.334
41	21	122	BARTA Péter	Nyársapáti Motocross Sportegyesület	Suzuki	MX2 II.o		1:55.259	6	6	18.914
42	22	3	PETE István	Center Motorsport Club	Suzuki	MX2 II.o		1:56.005	4	4	19.660

Az eredmény mindaddig ideiglenes, amíg azt a zsűri jóvá nem hagyta

Orbits

Versenyigazgató Zsűrielnök Időmérés vezetője
Clerk of the Course Jury President Chief Timekeeper

Printed: 2010.03.28. 10:31:24





MONOR HŐMEZŐVÁSÁRHELY
PILISCSÉV NYÁRSAPÁT
KÓKA TÁPILÓBICSIKE
CSOLNOK KÖSZÁRHEGY

Magyar Köztársaság Nemzetközi Motocross Bajnokság Hungarian Int. MX Championship

Int. MX OB. 1.f (Monor)

Free Practice - Szabad Edzés

2.osztály MX1/MX2

Practice started at 9:17:10

Monor 0,000 Km

2010.03.28. 09:20

Lap	Lap Tm	Diff	Time of Day
(69) CSIKI Balázs			
1	1:47.567	+11.222	9:20:12.177
2	1:43.539	+7.194	9:21:55.716
3	1:40.825	+4.480	9:23:36.541
4	1:51.972	+15.627	9:25:28.513
5	2:56.165	+1:19.820	9:28:24.678
6	1:36.345		9:30:01.023
7	1:53.147	+16.802	9:31:54.170
8	1:44.873	+8.528	9:33:39.043

Lap	Lap Tm	Diff	Time of Day
(23) PALKOVSKIS Dmitrijs			
1	1:41.452	+5.040	9:19:50.207
2	1:38.617	+2.205	9:21:28.824
3	1:38.412	+2.000	9:23:07.236
4	2:26.679	+50.267	9:25:33.915
5	1:38.050	+1.638	9:27:11.965
6	1:37.735	+1.323	9:28:49.700
7	2:09.848	+33.436	9:30:59.548
8	1:36.412		9:32:35.960

Lap	Lap Tm	Diff	Time of Day
(6) HAVASI Zoltán			
1	1:52.041	+14.457	9:19:32.256
2	1:47.561	+9.977	9:21:19.817
3	1:39.004	+1.420	9:22:58.821
4	3:37.658	+2:00.074	9:26:36.479
5	1:45.101	+7.517	9:28:21.580
6	1:37.584		9:29:59.164
7	4:08.084	+2:30.500	9:34:07.248

Lap	Lap Tm	Diff	Time of Day
(44) VLADÁR Péter			
1	1:50.059	+12.091	9:19:34.576
2	1:41.523	+3.555	9:21:16.099
3	1:39.123	+1.155	9:22:55.222
4	1:37.968		9:24:33.190
5	1:39.952	+1.984	9:26:13.142
6	1:42.065	+4.097	9:27:55.207
7	1:39.575	+1.607	9:29:34.782
8	1:41.025	+3.057	9:31:15.807
9	1:48.392	+10.424	9:33:04.199

Lap	Lap Tm	Diff	Time of Day
(251) SÁSKA Ferenc			
1	1:40.051	+1.957	9:19:10.038
2	1:42.230	+4.136	9:20:52.268
3	1:38.094		9:22:30.362
4	1:50.229	+12.135	9:24:20.591
5	1:59.972	+21.878	9:26:20.563
6	4:11.068	+2:32.974	9:30:31.631
7	1:50.754	+12.660	9:32:22.385

Lap	Lap Tm	Diff	Time of Day
(56) KAINZ György			
1	1:49.009	+10.778	9:19:15.259
2	1:40.326	+2.095	9:20:55.585
3	1:38.231		9:22:33.816
4	1:40.108	+1.877	9:24:13.924
5	1:41.927	+3.696	9:25:55.851
6	2:16.337	+38.106	9:28:12.188
7	1:40.199	+1.968	9:29:52.387
8	1:45.125	+6.894	9:31:37.512
9	1:50.501	+12.270	9:33:28.013

Lap	Lap Tm	Diff	Time of Day
(22) SÁSKA Gábor			
1	1:43.983	+5.551	9:19:12.560
2	1:38.432		9:20:50.992
3	3:51.442	+2:13.010	9:24:42.434
4	1:42.527	+4.095	9:26:24.961

Lap	Lap Tm	Diff	Time of Day
5	4:13.380	+2:34.948	9:30:38.341
6	2:51.962	+1:13.530	9:33:30.303

Lap	Lap Tm	Diff	Time of Day
(5) OPRA Ágoston			
1	1:45.973	+7.186	9:21:05.051
2	1:38.787		9:22:43.838
3	1:38.853	+0.066	9:24:22.691
4	1:40.024	+1.237	9:26:02.715
5	1:43.420	+4.633	9:27:46.135
6	1:40.443	+1.656	9:29:26.578
7	1:47.326	+8.539	9:31:13.904
8	2:12.082	+33.295	9:33:25.986

Lap	Lap Tm	Diff	Time of Day
(15) JUSZTUSZ Dániel			
1	1:55.467	+16.236	9:19:29.840
2	1:44.648	+5.417	9:21:14.488
3	1:50.783	+11.552	9:23:05.271
4	1:41.068	+1.837	9:24:46.339
5	2:02.900	+23.669	9:26:49.239
6	1:58.910	+19.679	9:28:48.149
7	1:40.037	+0.806	9:30:28.186
8	1:40.759	+1.528	9:32:08.945
9	1:39.231		9:33:48.176

Lap	Lap Tm	Diff	Time of Day
(7) FORGÁCS József			
1	1:53.247	+13.850	9:20:13.640
2	1:43.234	+3.837	9:21:56.874
3	1:42.401	+3.004	9:23:39.275
4	1:41.889	+2.492	9:25:21.164
5	1:39.397		9:27:00.561
6	1:43.731	+4.334	9:28:44.292
7	1:58.648	+19.251	9:30:42.940
8	1:49.702	+10.305	9:32:32.642

Lap	Lap Tm	Diff	Time of Day
(177) NAGY László			
1	1:47.313	+7.879	9:19:47.969
2	1:42.271	+2.837	9:21:30.240
3	1:41.179	+1.745	9:23:11.419
4	1:39.434		9:24:50.853
5	2:02.286	+22.852	9:26:53.139
6	3:18.412	+1:38.978	9:30:11.551
7	1:47.278	+7.844	9:31:58.829

Lap	Lap Tm	Diff	Time of Day
(21) ZSINÓR Gábor			
1	1:44.711	+4.921	9:23:28.448
2	1:41.175	+1.385	9:25:09.623
3	1:39.790		9:26:49.413
4	1:53.357	+13.567	9:28:42.770
5	1:52.887	+13.097	9:30:35.657
6	1:53.941	+14.151	9:32:29.598

Lap	Lap Tm	Diff	Time of Day
(77) NEGYEDY László			
1	1:48.575	+8.748	9:19:45.661
2	1:43.132	+3.305	9:21:28.793
3	1:45.105	+5.278	9:23:13.898
4	3:01.508	+1:21.681	9:26:15.406
5	1:42.025	+2.198	9:27:57.431
6	3:32.745	+1:52.918	9:31:30.176
7	1:39.827		9:33:10.003

Lap	Lap Tm	Diff	Time of Day
(78) CSERNA Péter			
1	1:50.507	+10.150	9:19:54.404
2	1:51.124	+10.767	9:21:45.528
3	1:45.125	+4.768	9:23:30.653
4	1:40.357		9:25:11.010
5	3:22.983	+1:42.626	9:28:33.993

Lap	Lap Tm	Diff	Time of Day
6	1:52.763	+12.406	9:30:26.756
7	1:53.083	+12.726	9:32:19.839

Lap	Lap Tm	Diff	Time of Day
(50) GERE László ifj.			
1	1:43.902	+2.798	9:19:55.741
2	1:43.994	+2.890	9:21:39.735
3	1:43.007	+1.903	9:23:22.742
4	1:41.104		9:25:03.846
5	1:41.532	+0.428	9:26:45.378
6	1:50.951	+9.847	9:28:36.329
7	1:43.183	+2.079	9:30:19.512
8	2:02.746	+21.642	9:32:22.258

Lap	Lap Tm	Diff	Time of Day
(89) BORDÁS László			
1	1:56.320	+15.105	9:19:34.405
2	2:03.264	+22.049	9:21:37.669
3	1:44.193	+2.978	9:23:21.862
4	1:41.215		9:25:03.077
5	1:44.963	+3.748	9:26:48.040
6	1:43.132	+1.917	9:28:31.172
7	1:43.389	+2.174	9:30:14.561
8	1:48.071	+6.856	9:32:02.632
9	1:48.350	+7.135	9:33:50.982

Lap	Lap Tm	Diff	Time of Day
(381) GRÓS BÉLA			
1	1:43.039	+1.724	9:23:48.208
2	1:51.122	+9.807	9:25:39.330
3	1:43.462	+2.147	9:27:22.792
4	1:46.088	+4.773	9:29:08.880
5	1:41.315		9:30:50.195
6	1:47.147	+5.832	9:32:37.342

Lap	Lap Tm	Diff	Time of Day
(59) BARACSKAI Péter			
1	1:51.880	+10.550	9:19:51.646
2	1:43.576	+2.246	9:21:35.222
3	1:50.846	+9.516	9:23:26.068
4	1:47.712	+6.382	9:25:13.780
5	1:57.387	+16.057	9:27:11.167
6	1:50.460	+9.130	9:29:01.627
7	1:41.330		9:30:42.957
8	1:45.038	+3.708	9:32:27.995

Lap	Lap Tm	Diff	Time of Day
(2) TAKÁCS Attila			
1	1:50.240	+7.476	9:20:10.193
2	1:43.745	+0.981	9:21:53.938
3	1:45.049	+2.285	9:23:38.987
4	1:43.629	+0.865	9:25:22.616
5	1:42.764		9:27:05.380
6	3:48.203	+2:05.439	9:30:53.583
7	1:44.122	+1.358	9:32:37.705

Lap	Lap Tm	Diff	Time of Day
(55) TÓTH József			
1	1:58.762	+15.542	9:19:50.395
2	1:57.497	+14.277	9:21:47.892
3	1:47.139	+3.919	9:23:35.031
4	1:47.657	+4.437	9:25:22.688
5	1:49.672	+6.452	9:27:12.360
6	2:01.814	+18.594	9:29:14.174
7	1:56.485	+13.265	9:31:10.659
8	1:43.220		9:32:53.879

Lap	Lap Tm	Diff	Time of Day
(37) PROKSA Róbert			
1	1:55.239	+11.469	9:19:52.315
2	1:47.371	+3.601	9:21:39.686
3	1:46.397	+2.627	9:23:26.083
4	1:43.860	+0.090	9:25:09.943

Az eredmény mindaddig ideiglenes, amíg azt a zsűri jóvá nem hagyta

Orbits

Versenyigazgató Zsúrielnök Időmérés vezetője

Clerk of the Course Jury President Chief Timekeeper

Printed: 2010.03.28. 10:32:10





Monor
Hódmezővásárhely
Piliscsév
Nyársapát
Kóka
Tápióbsike
Csolnok
Köszárhegy

Magyar Köztársaság Nemzetközi Motocross Bajnokság Hungarian Int. MX Championship

Int. MX OB. 1.f (Monor)

Free Practice - Szabad Edzés

2.osztály MX1/MX2

Practice started at 9:17:10

Monor 0,000 Km

2010.03.28. 09:20

Lap	Lap Tm	Diff	Time of Day
5	1:46.386	+2.616	9:26:56.329
6	1:43.770		9:28:40.099
7	1:44.633	+0.863	9:30:24.732
8	3:49.652	+2:05.882	9:34:14.384

(70) FARKAS Szabolcs

1	1:51.295	+7.261	9:19:42.905
2	1:46.414	+2.380	9:21:29.319
3	1:52.685	+8.651	9:23:22.004
4	1:45.437	+1.403	9:25:07.441
5	1:54.868	+10.834	9:27:02.309
6	1:58.420	+14.386	9:29:00.729
7	1:44.034		9:30:44.763
8	1:55.932	+11.898	9:32:40.695

(42) NAGY Patrik

1	1:52.410	+8.376	9:22:01.896
2	1:45.897	+1.863	9:23:47.793
3	1:45.711	+1.677	9:25:33.504
4	1:52.086	+8.052	9:27:25.590
5	2:39.398	+55.364	9:30:04.988
6	1:44.034		9:31:49.022
7	1:45.783	+1.749	9:33:34.805

(23*) LÁNCZI Tibor

1	1:56.550	+12.265	9:20:04.356
2	1:44.285		9:21:48.641
3	1:45.661	+1.376	9:23:34.302
4	1:52.855	+8.570	9:25:27.157
5	2:02.817	+18.532	9:27:29.974
6	6:16.951	+4:32.666	9:33:46.925

(4) SCHRECKH Péter

1	1:53.803	+9.283	9:20:18.272
2	1:48.541	+4.021	9:22:06.813
3	1:46.272	+1.752	9:23:53.085
4	1:44.520		9:25:37.605
5	2:21.683	+37.163	9:27:59.288
6	5:56.991	+4:12.471	9:33:56.279

(388) CSEL?TEI Csaba

1	1:53.186	+8.101	9:20:15.466
2	1:45.085		9:22:00.551
3	1:52.732	+7.647	9:23:53.283
4	1:51.108	+6.023	9:25:44.391
5	2:07.132	+22.047	9:27:51.523
6	1:53.506	+8.421	9:29:45.029
7	4:24.124	+2:39.039	9:34:09.153

(58) GÁL Ádám

1	1:52.821	+7.687	9:19:32.420
2	2:21.274	+36.140	9:21:53.694
3	1:45.134		9:23:38.828
4	1:57.046	+11.912	9:25:35.874
5	1:45.243	+0.109	9:27:21.117
6	3:43.715	+1:58.581	9:31:04.832
7	2:18.728	+33.594	9:33:23.560

(94) GYEVÁT Dávid

1	1:57.693	+12.463	9:19:51.343
2	1:53.554	+8.324	9:21:44.897
3	1:50.715	+5.485	9:23:35.612
4	2:06.301	+21.071	9:25:41.913
5	1:49.031	+3.801	9:27:30.944
6	1:45.230		9:29:16.174
7	1:56.625	+11.395	9:31:12.799

Lap	Lap Tm	Diff	Time of Day
8	2:30.851	+45.621	9:33:43.650

(511) VARSÁNYI Ottó

1	1:57.480	+11.783	9:20:30.138
2	1:47.923	+2.226	9:22:18.061
3	1:49.929	+4.232	9:24:07.990
4	1:45.697		9:25:53.687
5	2:03.534	+17.837	9:27:57.221
6	1:55.805	+10.108	9:29:53.026
7	1:57.494	+11.797	9:31:50.520
8	2:03.182	+17.485	9:33:53.702

(115) BECKER József

1	1:55.219	+8.362	9:20:26.627
2	1:47.054	+0.197	9:22:13.681
3	1:47.352	+0.495	9:24:01.033
4	1:46.857		9:25:47.890
5	1:54.652	+7.795	9:27:42.542
6	1:49.356	+2.499	9:29:31.898
7	1:50.184	+3.327	9:31:22.082
8	1:52.210	+5.353	9:33:14.292

(38) KALMÁR NAGY László

1	1:58.616	+11.298	9:20:29.518
2	1:48.079	+0.761	9:22:17.597
3	1:47.318		9:24:04.915
4	1:49.191	+1.873	9:25:54.106
5	1:49.837	+2.519	9:27:43.943
6	1:49.472	+2.154	9:29:33.415
7	1:50.010	+2.692	9:31:23.425
8	1:52.207	+4.889	9:33:15.632

(941) LAUKO Mihály

1	1:52.833	+4.917	9:20:07.434
2	1:48.008	+0.092	9:21:55.442
3	1:47.916		9:23:43.358
4	4:08.235	+2:20.319	9:27:51.593
5	2:57.428	+1:09.512	9:30:49.021
6	3:17.927	+1:30.011	9:34:06.948

(71) MÁRTA Ferenc

1	2:09.477	+21.402	9:21:32.589
2	1:48.075		9:23:20.664
3	2:10.214	+22.139	9:25:30.878
4	2:33.043	+44.968	9:28:03.921

(771) JAKOB Béla

1	1:48.393		9:19:30.539
2	1:48.755	+0.362	9:21:19.294
3	1:55.682	+7.289	9:23:14.976
4	1:56.466	+8.073	9:25:11.442
5	1:57.873	+9.480	9:27:09.315
6	2:03.281	+14.888	9:29:12.596
7	1:59.972	+11.579	9:31:12.568
8	1:59.624	+11.231	9:33:12.192

(17) TÁPAI Zoltán

1	2:00.838	+11.808	9:23:53.696
2	1:51.708	+2.678	9:25:45.404
3	1:54.586	+5.556	9:27:39.990
4	1:51.257	+2.227	9:29:31.247
5	1:49.030		9:31:20.277
6	1:52.777	+3.747	9:33:13.054

(59) BORZA Tibor

1	1:54.500	+5.041	9:26:41.719
---	----------	--------	-------------

Lap	Lap Tm	Diff	Time of Day
2	1:49.459		9:28:31.178
3	1:50.465	+1.006	9:30:21.643
4	1:56.665	+7.206	9:32:18.308

(716) ZANÓCZ Roland

1	1:53.879	+4.087	9:19:40.059
2	1:58.441	+8.649	9:21:38.500
3	1:53.566	+3.774	9:23:32.066
4	2:08.996	+19.204	9:25:41.062
5	2:18.871	+29.079	9:27:59.933
6	1:51.633	+1.841	9:29:51.566
7	2:18.246	+28.454	9:32:09.812
8	1:49.792		9:33:59.604

(13) APÁGYI János

1	1:56.284	+6.311	9:28:06.396
2	1:49.973		9:29:56.369
3	1:51.478	+1.505	9:31:47.847
4	1:50.438	+0.465	9:33:38.285

(242) BORZÁK Máté

1	1:57.799	+6.885	9:19:30.955
2	1:56.303	+5.389	9:21:27.258
3	1:54.092	+3.178	9:23:21.350
4	3:06.755	+1:15.841	9:26:28.105
5	3:03.784	+1:12.870	9:29:31.889
6	1:53.467	+2.553	9:31:25.356
7	1:50.914		9:33:16.270

(94) Von REBENS Eugenius

1	2:06.551	+11.872	9:27:45.651
2	2:01.052	+6.373	9:29:46.703
3	1:59.849	+5.170	9:31:46.552
4	1:54.679		9:33:41.231

(122) BARTA Péter

1	1:57.304	+2.045	9:20:32.318
2	1:55.981	+0.722	9:22:28.299
3	1:59.093	+3.834	9:24:27.392
4	1:58.552	+3.293	9:26:25.944
5	5:03.843	+3:08.584	9:31:29.787
6	1:55.259		9:33:25.046

(3) PETE István

1	2:01.228	+5.223	9:22:42.821
2	1:58.621	+2.616	9:24:41.442
3	6:47.196	+4:51.191	9:31:28.638
4	1:56.005		9:33:24.643

Az eredmény mindaddig ideiglenes, amíg azt a zsűri jóvá nem hagyta

Orbits

Versenyigazgató Zsúrielnök Időmérés vezetője
Clerk of the Course Jury President Chief Timekeeper





Monor
Hódmezővásárhely
Piliscsév
Nyársapát
Kóka
Tápióbicsike
Csolnok
Köszárhegy

Magyar Köztársaság Nemzetközi Motocross Bajnokság Hungarian Int. MX Championship

Int. MX OB. 1.f (Monor)

Sorted on Best Lap time

Qualifying - Mért Edzés

Monor 0,000 Km

2.osztály MX1/MX2

2010.03.28. 10:45

Qualifying started at 10:44:06

Pos	PIC	No.	Name	Club	Make	Class	AA	Best Tm	Lap	aps	Diff
1	1	69	CSIKI Balázs	Energy Moto Team SE	Honda	MX1 II.o.	2M	1:35.538	3	3	
2	1	23	PALKOVSKIS Dmitrijs	Center Motorsport Club	KTM	MX2 II.o.		1:35.854	5	9	0.316
3	2	89	BORDÁS László	Center Motorsport Club	KTM	MX2 II.o.		1:35.983	4	8	0.445
4	2	56	KAINZ György	Integrál Motoros Klub	Honda	MX1 II.o.		1:37.109	8	9	1.571
5	3	5	OPRA Ágoston	Nyársapáti Motocross Sportegyesület	Honda	MX1 II.o.		1:37.317	7	7	1.779
6	4	59	BARACSKAI Péter	Real Motorcentrum Motorsport Egyesület	Yamaha	MX1 II.o.		1:37.377	7	8	1.839
7	5	44	VLADÁR Péter	Nyári Pál Moto Cross Sportegyesület	Kawasaki	MX1 II.o.		1:37.487	4	9	1.949
8	3	251	SÁSKA Ferenc	Bugyi Sport Egyesület	Honda	MX2 II.o.		1:37.822	2	8	2.284
9	4	70	FARKAS Szabolcs	Center Motorsport Club	KTM	MX2 II.o.		1:37.858	4	6	2.320
10	6	77	NEGYEDY László	Hegyvidék Sport Szolg. Kft.	Yamaha	MX1 II.o.		1:37.898	6	8	2.360
11	7	6	HAVASI Zoltán	Nyári Pál Moto Cross Sportegyesület	KTM	MX1 II.o.		1:38.372	7	8	2.834
12	8	22	SÁSKA Gábor	Bugyi Sport Egyesület	Kawasaki	MX1 II.o.		1:38.374	1	7	2.836
13	9	381	GRÓSZ Béla	Köszárhegyi Motocross Club	KTM	MX1 II.o.		1:39.111	8	9	3.573
14	5	78	CSERNA Péter	Bugyi Sport Egyesület	Honda	MX2 II.o.		1:39.119	2	7	3.581
15	6	21	ZSINÓR Gábor	Tápiómenti Motoros Klub	Honda	MX2 II.o.		1:39.797	3	6	4.259
16	10	511	VARSÁNYI Ottó	Full Gas	Yamaha/ Kawasaki	MX1 II.o.	2M	1:40.099	2	7	4.561
17	11	7	FORGÁCS József	Nyári Pál Moto Cross Sportegyesület	KTM	MX1 II.o.		1:40.146	3	4	4.608
18	7	716	ZANÓCZ Roland	Suzuki Hollós Racing Team MSE	Suzuki	MX2 II.o.		1:40.272	5	7	4.734
19	8	2	TAKÁCS Attila	Köszárhegyi Motocross Club	Yamaha	MX2 II.o.		1:40.936	5	7	5.398
20	9	50	GERE László ifj.	Bugyi Sport Egyesület	Kawasaki	MX2 II.o.		1:41.384	4	8	5.846
21	12	15	JUSZTUSZ Dániel	Full-Gas Motorsport Egyesület	Suzuki	MX1 II.o.		1:41.494	3	6	5.956
22	13	71	MÁRTA Ferenc	MotorArt Sport és Művészeti Egyesület	Yamaha	MX1 II.o.		1:41.604	5	6	6.066
23	10	55	TÓTH József	Újszilvási Motocross Sport Egyesület	Suzuki	MX2 II.o.		1:41.868	5	8	6.330
24	14	4	SCHRENCKH Péter	Speed-Tech Motorsport Egyesület	Honda	MX1 II.o.		1:42.091	6	6	6.553
25	11	58	GÁL Ádám	Paksi AMSE	KTM	MX2 II.o.		1:42.731	1	6	7.193
26	12	37	PROKSA Róbert	Bugyi Sport Egyesület	Yamaha	MX2 II.o.		1:43.206	6	7	7.668
27	13	42	NAGY Patrik	Pécsi Motoros Sportegyesület	KTM	MX2 II.o.		1:43.304	4	8	7.766
28	14	941	LAUKO Mihály	Energy Moto Team	Kawasaki	MX2 II.o.		1:43.832	6	7	8.294
29	15	23*	LÁNCZI Tibor	Speed-Tech Motorsport Egyesület	KTM	MX1 II.o.		1:43.991	1	6	8.453
30	15	94*	GYEVÁT Dávid	Április 4. SE	Suzuki	MX2 II.o.		1:44.604	2	7	9.066
31	16	388	CSELETHEI Csaba	MAMI SE	Honda	MX1 II.o.		1:45.548	5	6	10.010
32	16	771	JAKOB Béla	Energy Moto Team SE	Kawasaki	MX2 II.o.		1:46.266	2	5	10.728
33	17	13	APÁGYI János	Április 4. Motoros Klub	Yamaha/ KTM	MX2 II.o.		1:46.356	3	7	10.818
34	18	242	BORZÁK Máté	Bugyi Sport Egyesület	Honda	MX2 II.o.		1:46.659	6	7	11.121
35	19	59	BORZA Tibor	Kiskunmajsai Sportegyesület	Kawasaki	MX2 II.o.		1:46.909	1	6	11.371
36	17	38	KALMÁR NAGY László	MAMI SE	Yamaha	MX1 II.o.		1:46.926	2	8	11.388
37	20	115	BECKER József	Nyári Pál Moto Cross Sportegyesület	Yamaha	MX2 II.o.		1:46.973	2	8	11.435
38	18	17	TÁPAI Zoltán	Center Motorsport Club	Honda	MX1 II.o.		1:48.418	3	5	12.880
39	21	3	PETE István	Center Motorsport Club	Suzuki	MX2 II.o.		1:48.777	1	5	13.239
40	19	94	Von REBENS Eugenius	Lengyelország	Suzuki	MX1 II.o.		1:49.917	2	6	14.379
41	22	122	BARTA Péter	Nyársapáti Motocross Sportegyesület	Suzuki	MX2 II.o.		1:50.532	5	6	14.994
42	20	177	NAGY László	Cornus Sport Egyesület	KTM	MX1 II.o.			0		

Az eredmény mindaddig ideiglenes, amíg azt a zsűri jóvá nem hagyta

Orbits

Versenyigazgató Zsűrielnök Időmérés vezetője
Clerk of the Course Jury President Chief Timekeeper

Printed: 2010.03.28. 11:34:13





MONOR
HÓMEZŐVÁSÁRHELY
PILISCSÉV
NYÁRSAPÁT
KÓKA
TÁPILÓBICSKE
CSOLNOK
KÖSZÁRHEGY

Magyar Köztársaság Nemzetközi Motocross Bajnokság Hungarian Int. MX Championship

Int. MX OB. 1.f (Monor)


Qualifying - Mért Edzés

2.osztály MX1/MX2

Qualifying started at 10:44:06

Monor 0,000 Km

2010.03.28. 10:45



Lap	Lap Tm	Diff	Time of Day	Lap	Lap Tm	Diff	Time of Day	Lap	Lap Tm	Diff	Time of Day				
(69) CSIKI Balázs				(251) SÁSKA Ferenc				(21) ZSINÓR Gábor							
1	1:38.660	+3.122	10:46:10.975	1	1:42.714	+4.892	10:46:31.847	1	1:42.475	+2.678	10:46:17.424				
2	1:37.880	+2.342	10:47:48.855	2	1:37.822		10:48:09.669	2	1:40.133	+0.336	10:47:57.557				
3	1:35.538		10:49:24.393	3	2:16.504	+38.682	10:50:26.173	3	1:39.797		10:49:37.354				
(23) PALKOVSKIS Dmitrijs				(70) FARKAS Szabolcs				(511) VARSÁNYI Ottó							
1	1:39.134	+3.280	10:46:17.317	1	1:40.024	+2.166	10:46:27.833	1	1:46.129	+6.030	10:47:01.386				
2	1:36.527	+0.673	10:47:53.844	2	1:39.521	+1.663	10:48:07.354	2	1:40.099		10:48:41.485				
3	1:37.857	+2.003	10:49:31.701	3	4:18.756	+2:40.898	10:52:26.110	3	1:40.187	+0.088	10:50:21.672				
4	2:14.326	+38.472	10:51:46.027	4	1:37.858		10:54:03.968	4	3:56.950	+2:16.851	10:54:18.622				
5	1:35.854		10:53:21.881	5	3:42.865	+2:05.007	10:57:46.833	5	2:01.174	+21.075	10:56:19.796				
6	2:05.116	+29.262	10:55:26.997	6	3:16.149	+1:38.291	11:01:02.982	6	2:05.688	+25.589	10:58:25.484				
7	1:37.011	+1.157	10:57:04.008	(77) NEGYEDY László				7	1:53.307	+13.208	11:00:18.791				
8	1:59.106	+23.252	10:59:03.114	1	1:42.514	+4.616	10:46:10.278	(7) FORGÁCS József							
9	1:37.543	+1.689	11:00:40.657	2	1:40.283	+2.385	10:47:50.561	1	1:41.642	+1.496	10:46:24.823				
(89) BORDÁS László				3	1:40.849	+2.951	10:49:31.410	2	1:42.219	+2.073	10:48:07.042				
1	1:40.321	+4.338	10:46:25.170	4	1:40.547	+2.649	10:51:11.957	3	1:40.146		10:49:47.188				
2	1:39.519	+3.536	10:48:04.689	5	3:38.553	+2:00.655	10:54:50.510	4	1:42.046	+1.900	10:51:29.234				
3	1:37.774	+1.791	10:49:42.463	6	1:37.898		10:56:28.408	(716) ZANÓCZ Rolland							
4	1:35.983		10:51:18.446	7	1:51.093	+13.195	10:58:19.501	1	1:45.218	+4.946	10:46:31.773				
5	1:37.857	+1.874	10:52:56.303	8	2:29.073	+51.175	11:00:48.574	2	1:41.251	+0.979	10:48:13.024				
6	3:08.809	+1:32.826	10:56:05.112	(6) HAVASI Zoltán				3	1:41.063	+0.791	10:49:54.087				
7	1:52.745	+16.762	10:57:57.857	1	1:39.689	+1.317	10:46:21.721	4	5:20.094	+3:39.822	10:55:14.181				
8	1:41.886	+5.903	10:59:39.743	2	1:41.411	+3.039	10:48:03.132	5	1:40.272		10:56:54.453				
(56) KAINZ György				3	1:39.855	+1.483	10:49:42.987	6	1:41.918	+1.646	10:58:36.371				
1	1:42.133	+5.024	10:46:07.664	4	2:11.882	+33.510	10:51:54.869	7	1:42.730	+2.458	11:00:19.101				
2	1:37.628	+0.519	10:47:45.292	5	1:39.381	+1.009	10:53:34.250	(2) TAKÁCS Attila							
3	1:38.509	+1.400	10:49:23.801	6	3:59.646	+2:21.274	10:57:33.896	1	1:49.478	+8.542	10:47:23.092				
4	2:08.161	+31.052	10:51:31.962	7	1:38.372		10:59:12.268	2	1:47.384	+6.448	10:49:10.476				
5	2:14.144	+37.035	10:53:46.106	8	3:00.009	+1:21.637	11:02:12.277	3	1:41.512	+0.576	10:50:51.988				
6	1:37.959	+0.850	10:55:24.065	(22) SÁSKA Gábor				4	1:41.126	+0.190	10:52:33.114				
7	1:48.974	+11.865	10:57:13.039	1	1:38.374		10:46:13.455	5	1:40.936		10:54:14.050				
8	1:37.109		10:58:50.148	2	1:41.437	+3.063	10:47:54.892	6	1:41.458	+0.522	10:55:55.508				
9	1:50.046	+12.937	11:00:40.194	3	1:46.374	+8.000	10:49:41.266	7	4:31.461	+2:50.525	11:00:26.969				
(5) OPRA Ágoston				4	5:12.080	+3:33.706	10:54:53.346	(50) GERE László ifj.							
1	1:41.891	+4.574	10:46:33.101	5	1:40.720	+2.346	10:56:34.066	1	1:50.758	+9.374	10:46:46.383				
2	2:35.409	+58.092	10:49:08.510	6	2:34.321	+55.947	10:59:08.387	2	1:47.124	+5.740	10:48:33.507				
3	1:48.036	+10.719	10:50:56.546	7	1:46.750	+8.376	11:00:55.137	3	1:42.379	+0.995	10:50:15.886				
4	1:41.813	+4.496	10:52:38.359	(381) GRÓSZ Béla				4	1:41.384		10:51:57.270				
5	1:49.107	+11.790	10:54:27.466	1	1:42.475	+3.364	10:46:12.610	5	1:42.329	+0.945	10:53:39.599				
6	4:27.278	+2:49.961	10:58:54.744	2	1:39.997	+0.886	10:47:52.607	6	1:45.902	+4.518	10:55:25.501				
7	1:37.317		11:00:32.061	3	1:41.710	+2.599	10:49:34.317	7	3:27.556	+1:46.172	10:58:53.057				
(59) BARACSKAI Péter				4	1:41.656	+2.545	10:51:15.973	8	1:44.136	+2.752	11:00:37.193				
1	1:48.134	+10.757	10:46:47.413	5	1:48.334	+9.223	10:53:04.307	(15) JUSZTUSZ Dániel							
2	1:51.100	+13.723	10:48:38.513	6	1:45.559	+6.448	10:54:49.866	1	1:43.160	+1.666	10:46:20.972				
3	1:37.824	+0.447	10:50:16.337	7	1:51.950	+12.839	10:56:41.816	2	1:43.544	+2.050	10:48:04.516				
4	1:42.010	+4.633	10:51:58.347	8	1:39.111		10:58:20.927	3	1:41.494		10:49:46.010				
5	1:46.473	+9.096	10:53:44.820	9	1:39.260	+0.149	11:00:00.187	4	6:21.185	+4:39.691	10:56:07.195				
6	2:34.783	+57.406	10:56:19.603	(78) CSERNA Péter				5	2:02.289	+20.795	10:58:09.484				
7	1:37.377		10:57:56.980	1	1:48.906	+9.787	10:46:41.664	6	2:07.520	+26.026	11:00:17.004				
8	1:41.046	+3.669	10:59:38.026	2	1:39.119		10:48:20.783	(71) MÁRTA Ferenc							
(44) VLADÁR Péter				3	1:40.266	+1.147	10:50:01.049	1	1:44.580	+2.976	10:47:33.392				
1	1:39.455	+1.968	10:46:08.267	4	3:47.596	+2:08.477	10:53:48.645	2	1:47.223	+5.619	10:49:20.615				
2	1:38.833	+1.346	10:47:47.100	5	2:13.297	+34.178	10:56:01.942	3	4:37.108	+2:55.504	10:53:57.723				
3	1:43.114	+5.627	10:49:30.214												
4	1:37.487		10:51:07.701												
5	1:53.184	+15.697	10:53:00.885												
6	1:37.639	+0.152	10:54:38.524												
7	1:52.575	+15.088	10:56:31.099												
8	1:41.568	+4.081	10:58:12.667												

Az eredmény mindaddig ideiglenes, amíg azt a zsűri jóvá nem hagyta

Orbits

Versenyigazgató Zsűrielnök Időmérés vezetője
Clerk of the Course Jury President Chief Timekeeper





Monor
Hódmezővásárhely
Piliscsév
Nyársapát
Kóka
Tápióbicsike
Csolnok
Köszárhegy

Magyar Köztársaság Nemzetközi Motocross Bajnokság Hungarian Int. MX Championship

Int. MX OB. 1.f (Monor)

Qualifying - Mért Edzés

2.osztály MX1/MX2

Qualifying started at 10:44:06

Monor 0,000 Km

2010.03.28. 10:45

Lap	Lap Tm	Diff	Time of Day
4	1:51.869	+10.265	10:55:49.592
5	1:41.604		10:57:31.196
6	2:57.829	+1:16.225	11:00:29.025

(55) TÓTH József			
Lap	Lap Tm	Diff	Time of Day
1	1:56.096	+14.228	10:47:19.223
2	1:47.109	+5.241	10:49:06.332
3	1:42.494	+0.626	10:50:48.826
4	2:26.552	+44.684	10:53:15.378
5	1:41.868		10:54:57.246
6	2:02.251	+20.383	10:56:59.497
7	1:48.929	+7.061	10:58:48.426
8	1:48.606	+6.738	11:00:37.032

(4) SCHRENCZH Péter			
Lap	Lap Tm	Diff	Time of Day
1	1:51.301	+9.210	10:47:05.321
2	1:42.699	+0.608	10:48:48.020
3	1:43.337	+1.246	10:50:31.357
4	1:43.137	+1.046	10:52:14.494
5	6:17.304	+4:35.213	10:58:31.798
6	1:42.091		11:00:13.889

(58) GÁL Ádám			
Lap	Lap Tm	Diff	Time of Day
1	1:42.731		10:46:05.103
2	1:43.893	+1.162	10:47:48.996
3	1:53.748	+11.017	10:49:42.744
4	5:37.005	+3:54.274	10:55:19.749
5	1:42.745	+0.014	10:57:02.494
6	2:44.476	+1:01.745	10:59:46.970

(37) PROKSA Róbert			
Lap	Lap Tm	Diff	Time of Day
1	2:48.944	+1:05.738	10:47:25.522
2	1:44.437	+1.231	10:49:09.959
3	1:51.875	+8.669	10:51:01.834
4	1:46.147	+2.941	10:52:47.981
5	1:49.763	+6.557	10:54:37.744
6	1:43.206		10:56:20.950
7	3:23.682	+1:40.476	10:59:44.632

(42) NAGY Patrik			
Lap	Lap Tm	Diff	Time of Day
1	1:53.054	+9.750	10:46:16.855
2	2:43.714	+1:00.410	10:49:00.569
3	1:45.617	+2.313	10:50:46.186
4	1:43.304		10:52:29.490
5	2:34.463	+51.159	10:55:03.953
6	1:45.087	+1.783	10:56:49.040
7	1:44.982	+1.678	10:58:34.022
8	1:44.349	+1.045	11:00:18.371

(941) LAUKO Mihály			
Lap	Lap Tm	Diff	Time of Day
1	1:54.948	+11.116	10:47:24.581
2	1:47.786	+3.954	10:49:12.367
3	1:56.600	+12.768	10:51:08.967
4	3:57.072	+2:13.240	10:55:06.039
5	1:51.074	+7.242	10:56:57.113
6	1:43.832		10:58:40.945
7	2:34.438	+50.606	11:01:15.383

(23*) LÁNCZI Tibor			
Lap	Lap Tm	Diff	Time of Day
1	1:43.991		10:46:43.828
2	1:44.777	+0.786	10:48:28.605
3	2:09.393	+25.402	10:50:37.998
4	4:32.479	+2:48.488	10:55:10.477
5	1:51.390	+7.399	10:57:01.867
6	2:01.240	+17.249	10:59:03.107

(94*) GYEVÁT Dávid			
Lap	Lap Tm	Diff	Time of Day
1	1:47.443	+2.839	10:46:41.872
2	1:44.604		10:48:26.476
3	1:47.580	+2.976	10:50:14.056
4	4:47.192	+3:02.588	10:55:01.248
5	1:45.235	+0.631	10:56:46.483
6	1:52.424	+7.820	10:58:38.907
7	2:00.967	+16.363	11:00:39.874

(388) CSEL?TEI Csaba			
Lap	Lap Tm	Diff	Time of Day
1	1:47.772	+2.224	10:47:28.578
2	1:46.031	+0.483	10:49:14.609
3	4:19.379	+2:33.831	10:53:33.988
4	3:23.834	+1:38.286	10:56:57.822
5	1:45.548		10:58:43.370
6	2:09.146	+23.598	11:00:52.516

(771) JAKOB Béla			
Lap	Lap Tm	Diff	Time of Day
1	1:48.056	+1.790	10:46:44.982
2	1:46.266		10:48:31.248
3	1:54.530	+8.264	10:50:25.778
4	1:47.859	+1.593	10:52:13.637
5	7:08.798	+5:22.532	10:59:22.435

(13) APÁGYI János			
Lap	Lap Tm	Diff	Time of Day
1	1:49.672	+3.316	10:47:00.691
2	1:49.024	+2.668	10:48:49.715
3	1:46.356		10:50:36.071
4	1:46.376	+0.020	10:52:22.447
5	1:49.623	+3.267	10:54:12.070
6	4:17.170	+2:30.814	10:58:29.240
7	1:47.920	+1.564	11:00:17.160

(242) BORZÁK Máté			
Lap	Lap Tm	Diff	Time of Day
1	1:51.595	+4.936	10:47:17.508
2	1:49.509	+2.850	10:49:07.017
3	2:11.635	+24.976	10:51:18.652
4	1:48.433	+1.774	10:53:07.085
5	2:24.843	+38.184	10:55:31.928
6	1:46.659		10:57:18.587
7	2:14.228	+27.569	10:59:32.815

(59) BORZA Tibor			
Lap	Lap Tm	Diff	Time of Day
1	1:46.909		10:47:10.692
2	1:47.325	+0.416	10:48:58.017
3	1:47.659	+0.750	10:50:45.676
4	6:29.648	+4:42.739	10:57:15.324
5	1:52.238	+5.329	10:59:07.562
6	2:00.047	+13.138	11:01:07.609

(38) KALMÁR NAGY László			
Lap	Lap Tm	Diff	Time of Day
1	1:48.801	+1.875	10:46:45.775
2	1:46.926		10:48:32.701
3	1:52.314	+5.388	10:50:25.015
4	1:47.593	+0.667	10:52:12.608
5	1:48.990	+2.064	10:54:01.598
6	1:51.628	+4.702	10:55:53.226
7	1:47.957	+1.031	10:57:41.183
8	1:48.922	+1.996	10:59:30.105

(115) BECKER József			
Lap	Lap Tm	Diff	Time of Day
1	1:50.201	+3.228	10:47:06.752
2	1:46.973		10:48:53.725
3	1:47.758	+0.785	10:50:41.483
4	1:50.043	+3.070	10:52:31.526
5	1:52.752	+5.779	10:54:24.278

Lap	Lap Tm	Diff	Time of Day
6	1:54.723	+7.750	10:56:19.001
7	1:56.284	+9.311	10:58:15.285
8	1:54.758	+7.785	11:00:10.043

(17) TÁPAI Zoltán			
Lap	Lap Tm	Diff	Time of Day
1	1:48.701	+0.283	10:47:11.147
2	1:54.213	+5.795	10:49:05.360
3	1:48.418		10:50:53.778
4	1:50.717	+2.299	10:52:44.495
5	6:43.847	+4:55.429	10:59:28.342

(3) PETE István			
Lap	Lap Tm	Diff	Time of Day
1	1:48.777		10:49:50.700
2	1:54.346	+5.569	10:51:45.046
3	2:06.489	+17.712	10:53:51.535
4	3:32.189	+1:43.412	10:57:23.724
5	2:57.253	+1:08.476	11:00:20.977

(94) Von REBENS Eugenius			
Lap	Lap Tm	Diff	Time of Day
1	1:53.194	+3.277	10:47:19.859
2	1:49.917		10:49:09.776
3	1:55.527	+5.610	10:51:05.303
4	1:53.695	+3.778	10:52:58.998
5	4:51.012	+3:01.095	10:57:50.010
6	3:53.594	+2:03.677	11:01:43.604

(122) BARTA Péter			
Lap	Lap Tm	Diff	Time of Day
1	1:53.399	+2.867	10:47:08.379
2	1:58.541	+8.009	10:49:06.920
3	1:52.681	+2.149	10:50:59.601
4	4:02.973	+2:12.441	10:55:02.574
5	1:50.532		10:56:53.106
6	2:55.141	+1:04.609	10:59:48.247

Az eredmény mindaddig ideiglenes, amíg azt a zsűri jóvá nem hagyta

Orbits

Versenyigazgató Zsúrielnök Időmérés vezetője
Clerk of the Course Jury President Chief Timekeeper





Monor
Hódmezővásárhely
Piliscsév
Nyársapát
Kóka
Tápióbicsike
Csolnok
Kőszárhegy

Magyar Köztársaság Nemzetközi Motocross Bajnokság Hungarian Int. MX Championship

Int. MX OB. 1.f (Monor)

Sorted on Laps

Race 1 - 1.futam

Monor 0,000 Km

2.osztály MX1/MX2

2010.03.28. 13:25

Race (15:00 and 2 Laps) started at 13:30:07

Pos	PIC	No.	Name	Club	Make	Class	AA	Laps	Total Tm	Diff	Best Tm	Lap
1	1	23	PALKOVSKIS Dmitrijs	Center Motorsport Club	KTM	MX2 II.o		12	19:53.734		1:33.865	1
2	1	69	CSIKI Balázs	Energy Moto Team SE	Honda	MX1 II.o	2M	12	20:03.469	9.735	1:36.663	1
3	2	89	BORDÁS László	Center Motorsport Club	KTM	MX2 II.o		12	20:26.657	32.923	1:37.891	3
4	2	59	BARACSKAI Péter	Real Motorcentrum Motorsport Egyes	Yamaha	MX1 II.o		12	20:29.739	36.005	1:37.724	10
5	3	6	HAVASI Zoltán	Nyári Pál Moto Cross Sportegyesület	KTM	MX1 II.o		12	20:30.645	36.911	1:36.778	1
6	4	5	OPRA Ágoston	Nyársapáti Motocross Sportegyesület	Honda	MX1 II.o		12	20:37.430	43.695	1:36.482	2
7	5	44	VLADÁR Péter	Nyári Pál Moto Cross Sportegyesület	Kawasaki	MX1 II.o		12	20:48.277	54.543	1:40.297	3
8	3	716	ZANÓCZ Rolland	Suzuki Hollós Racing Team MSE	Suzuki	MX2 II.o		12	20:49.607	55.873	1:40.203	4
9	6	22	SÁSKA Gábor	Bugyi Sport Egyesület	Kawasaki	MX1 II.o		12	20:51.581	57.847	1:35.056	2
10	4	70	FARKAS Szabolcs	Center Motorsport Club	KTM	MX2 II.o		12	20:54.941	1:01.207	1:40.842	11
11	7	71	MÁRTA Ferenc	MotorArt Sport és M?vészeti Egyesül	Yamaha	MX1 II.o		12	21:00.759	1:07.024	1:42.275	2
12	8	7	FORGÁCS József	Nyári Pál Moto Cross Sportegyesület	KTM	MX1 II.o		12	21:06.503	1:12.768	1:41.707	9
13	9	511	VARSÁNYI Ottó	Full Gas	Yamaha/ Kawa	MX1 II.o	2M	12	21:11.124	1:17.389	1:41.974	8
14	5	2	TAKÁCS Attila	K?szárhegyi Motocross Club	Yamaha	MX2 II.o		12	21:13.364	1:19.629	1:42.028	4
15	6	78	CSERNA Péter	Bugyi Sport Egyesület	Honda	MX2 II.o		12	21:17.557	1:23.823	1:42.622	8
16	10	15	JUSZTUSZ Dániel	Full-Gas Motorsport Egyesület	Suzuki	MX1 II.o		12	21:22.791	1:29.057	1:42.466	6
17	7	21	ZSINÓR Gábor	Tápiómenti Motoros Klub	Honda	MX2 II.o		12	21:24.473	1:30.739	1:42.676	2
18	8	42	NAGY Patrik	Pécsi Motoros Sportegyesület	KTM	MX2 II.o		12	21:24.597	1:30.862	1:42.930	12
19	11	77	NEGYEDY László	Hegyvidék Sport Szolg. Kft.	Yamaha	MX1 II.o		12	21:30.744	1:37.010	1:41.736	2
20	9	37	PROKSA Róbert	Bugyi Sport Egyesület	Yamaha	MX2 II.o		12	21:32.336	1:38.602	1:44.014	6
21	10	58	GÁL Ádám	Paksi AMSE	KTM	MX2 II.o		12	21:36.073	1:42.339	1:43.209	2
22	12	4	SCHRENCKH Péter	Speed-Tech Motorsport Egyesület	Honda	MX1 II.o		12	21:44.637	1:50.903	1:41.412	2
23	13	381	GRÓSZ Béla	K?szárhegyi Motocross Club	KTM	MX1 II.o		11	19:37.185	1 Lap	1:40.192	7
24	11	55	TÓTH József	Újszilvási Motocross Sport Egyesület	Suzuki	MX2 II.o		11	19:55.029	1 Lap	1:43.301	5
25	12	251	SÁSKA Ferenc	Bugyi Sport Egyesület	Honda	MX2 II.o		11	20:12.410	1 Lap	1:41.816	4
26	13	94*	GYEVÁT Dávid	Április 4. SE	Suzuki	MX2 II.o		11	20:23.765	1 Lap	1:46.483	2
27	14	56	KAINZ György	Integrál Motoros Klub	Honda	MX1 II.o		11	20:29.446	1 Lap	1:42.794	3
28	14	13	APÁGYI János	Április 4. Motoros Klub	Yamaha/ KTM	MX2 II.o		11	20:36.799	1 Lap	1:45.500	3
29	15	38	KALMÁR NAGY László	MAMI SE	Yamaha	MX1 II.o		11	20:39.300	1 Lap	1:49.452	1
30	15	941	LAUKO Mihály	Energy Moto Team	Kawasaki	MX2 II.o		11	20:40.926	1 Lap	1:47.215	2
31	16	115	BECKER József	Nyári Pál Moto Cross Sportegyesület	Yamaha	MX2 II.o		11	20:42.824	1 Lap	1:48.567	7
32	17	771	JAKOB Béla	Energy Moto Team SE	Kawasaki	MX2 II.o		11	20:47.931	1 Lap	1:42.615	1
33	18	242	BORZÁK Máté	Bugyi Sport Egyesület	Honda	MX2 II.o		11	21:00.933	1 Lap	1:48.689	5
34	19	59	BORZA Tibor	Kiskunmajsai Sportegyesület	Kawasaki	MX2 II.o		11	21:01.173	1 Lap	1:50.344	2
35	16	17	TÁPAI Zoltán	Center Motorsport Club	Honda	MX1 II.o		11	21:08.236	1 Lap	1:48.879	5
36	20	122	BARTA Péter	Nyársapáti Motocross Sportegyesület	Suzuki	MX2 II.o		11	21:09.794	1 Lap	1:49.922	3

Margin of Victory	Avg. Speed	Best Lap Tm	Best Speed	Best Lap by
9.735	-	1:33.865	-	23 - PALKOVSKIS Dmitrijs

Az eredmény mindaddig ideiglenes, amíg azt a zsűri jóvá nem hagyta

Orbits

Versenyigazgató Zsúrielnök Időmérés vezetője
Clerk of the Course Jury President Chief Timekeeper





Monor
Hódmezővásárhely
Piliscsév
Nyársapát
Kóka
Tápióbicsike
Csolnok
Köszárhegy

Magyar Köztársaság Nemzetközi Motocross Bajnokság Hungarian Int. MX Championship

Int. MX OB. 1.f (Monor)

Sorted on Laps

Race 1 - 1.futam

Monor 0,000 Km

2.osztály MX1/MX2

2010.03.28. 13:25

Race (15:00 and 2 Laps) started at 13:30:07

Pos	PIC	No.	Name	Club	Make	Class	AA	Laps	Total Tm	Diff	Best Tm	Lap
37	17	23*	LÁNCZI Tibor	Speed-Tech Motorsport Egyesület	KTM	MX1 II.o.		11	21:24.177	1 Lap	1:44.745	1
38	18	94	Von REBENS Eugenius	Lengyelország	Suzuki	MX1 II.o.		11	21:24.274	1 Lap	1:52.022	3
Not classified (75% = 9 Laps)												
		50	GERE László ifj.	Bugyi Sport Egyesület	Kawasaki	MX2 II.o		4	7:30.053	8 Laps	1:44.902	3
		3	PETE István	Center Motorsport Club	Suzuki	MX2 II.o		3	6:05.749	9 Laps	1:52.600	1
DNS	DNS	388	CSELŐTEI Csaba	MAMI SE	Honda	MX1 II.o.				DNS		0
DNS	DNS	177	NAGY László	Cornus Sport Egyesület	KTM	MX1 II.o.				DNS		0

Margin of Victory	Avg. Speed	Best Lap Tm	Best Speed	Best Lap by
9.735	-	1:33.865	-	23 - PALKOVSKIS Dmitrijs

Az eredmény mindaddig ideiglenes, amíg azt a zsűri jóvá nem hagyta

Orbits

Versenyigazgató Zsúrielnök Időmérés vezetője
Clerk of the Course Jury President Chief Timekeeper





Monor
Hódmezővásárhely
Piliscsév
Nyársapát
Kóka
Tápióbicsike
Csolnok
Kőszárhegy

Magyar Köztársaság Nemzetközi Motocross Bajnokság Hungarian Int. MX Championship

Int. MX OB. 1.f (Monor)

Sorted on Laps

Race 1 - 1.futam

Monor 0,000 Km

2.osztály MX1/MX2

2010.03.28. 13:25

Race (15:00 and 2 Laps) started at 13:30:07

Pos	PIC	No.	Name	Club	Make	Class	AA	Laps	Total Tm	Diff	Best Tm	Lap
MX1 II.o.												
1	1	69	CSIKI Balázs	Energy Moto Team SE	Honda	MX1 II.o.	2M	12	20:03.469		1:36.663	1
2	2	59	BARACSKAI Péter	Real Motorcentrum Motorsport Egyes	Yamaha	MX1 II.o.		12	20:29.739	26.270	1:37.724	10
3	3	6	HAVASI Zoltán	Nyári Pál Moto Cross Sportegyesület	KTM	MX1 II.o.		12	20:30.645	27.176	1:36.778	1
4	4	5	OPRA Ágoston	Nyársapáti Motocross Sportegyesület	Honda	MX1 II.o.		12	20:37.430	33.960	1:36.482	2
5	5	44	VLADÁR Péter	Nyári Pál Moto Cross Sportegyesület	Kawasaki	MX1 II.o.		12	20:48.277	44.808	1:40.297	3
6	6	22	SÁSKA Gábor	Bugyi Sport Egyesület	Kawasaki	MX1 II.o.		12	20:51.581	48.112	1:35.056	2
7	7	71	MÁRTA Ferenc	MotorArt Sport és Művészeti Egyesül	Yamaha	MX1 II.o.		12	21:00.759	57.289	1:42.275	2
8	8	7	FORGÁCS József	Nyári Pál Moto Cross Sportegyesület	KTM	MX1 II.o.		12	21:06.503	1:03.033	1:41.707	9
9	9	511	VARSÁNYI Ottó	Full Gas	Yamaha/ Kawa	MX1 II.o.	2M	12	21:11.124	1:07.654	1:41.974	8
10	10	15	JUSZTUSZ Dániel	Full-Gas Motorsport Egyesület	Suzuki	MX1 II.o.		12	21:22.791	1:19.322	1:42.466	6
11	11	77	NEGEDY László	Hegyvidék Sport Szolg. Kft.	Yamaha	MX1 II.o.		12	21:30.744	1:27.275	1:41.736	2
12	12	4	SCHRENCKH Péter	Speed-Tech Motorsport Egyesület	Honda	MX1 II.o.		12	21:44.637	1:41.168	1:41.412	2
13	13	381	GRÓSZ Béla	Kőszárhegyi Motocross Club	KTM	MX1 II.o.		11	19:37.185	1 Lap	1:40.192	7
14	14	56	KAINZ György	Integrál Motoros Klub	Honda	MX1 II.o.		11	20:29.446	1 Lap	1:42.794	3
15	15	38	KALMÁR NAGY László	MAMI SE	Yamaha	MX1 II.o.		11	20:39.300	1 Lap	1:49.452	1
16	16	17	TÁPAI Zoltán	Center Motorsport Club	Honda	MX1 II.o.		11	21:08.236	1 Lap	1:48.879	5
17	17	23*	LÁNCZI Tibor	Speed-Tech Motorsport Egyesület	KTM	MX1 II.o.		11	21:24.177	1 Lap	1:44.745	1
18	18	94	Von REBENS Eugenius	Lengyelország	Suzuki	MX1 II.o.		11	21:24.274	1 Lap	1:52.022	3

Not classified (75% = 9 Laps)

DNS	DNS	388	CSELÓTEI Csaba	MAMI SE	Honda	MX1 II.o.				DNS		0
DNS	DNS	177	NAGY László	Cornus Sport Egyesület	KTM	MX1 II.o.				DNS		0

MX2 II.o

1	1	23	PALKOVSKIS Dmitrijs	Center Motorsport Club	KTM	MX2 II.o		12	19:53.734		1:33.865	1
2	2	89	BORDÁS László	Center Motorsport Club	KTM	MX2 II.o		12	20:26.657	32.923	1:37.891	3
3	3	716	ZANÓCZ Rolland	Suzuki Hollós Racing Team MSE	Suzuki	MX2 II.o		12	20:49.607	55.873	1:40.203	4
4	4	70	FARKAS Szabolcs	Center Motorsport Club	KTM	MX2 II.o		12	20:54.941	1:01.207	1:40.842	11
5	5	2	TAKÁCS Attila	Kőszárhegyi Motocross Club	Yamaha	MX2 II.o		12	21:13.364	1:19.629	1:42.028	4
6	6	78	CSERNA Péter	Bugyi Sport Egyesület	Honda	MX2 II.o		12	21:17.557	1:23.823	1:42.622	8
7	7	21	ZSINÓR Gábor	Tápiómenti Motoros Klub	Honda	MX2 II.o		12	21:24.473	1:30.739	1:42.676	2
8	8	42	NAGY Patrik	Pécsi Motoros Sportegyesület	KTM	MX2 II.o		12	21:24.597	1:30.862	1:42.930	12
9	9	37	PROKSA Róbert	Bugyi Sport Egyesület	Yamaha	MX2 II.o		12	21:32.336	1:38.602	1:44.014	6
10	10	58	GÁL Ádám	Paksi AMSE	KTM	MX2 II.o		12	21:36.073	1:42.339	1:43.209	2

Margin of Victory	Avg. Speed	Best Lap Tm	Best Speed	Best Lap by
9.735	-	1:33.865	-	23 - PALKOVSKIS Dmitrijs

Az eredmény mindaddig ideiglenes, amíg azt a zsűri jóvá nem hagyta

Orbits

Versenyigazgató Zsúrielnök Időmérés vezetője
Clerk of the Course Jury President Chief Timekeeper





Monor
Hódmezővásárhely
Piliscsévi
Nyársapát
Kóka
Tápióbicsike
Csolnok
Kőszárhegy

Magyar Köztársaság Nemzetközi Motocross Bajnokság Hungarian Int. MX Championship

Int. MX OB. 1.f (Monor)

Sorted on Laps

Race 1 - 1.futam

Monor 0,000 Km

2.osztály MX1/MX2

2010.03.28. 13:25

Race (15:00 and 2 Laps) started at 13:30:07

Pos	PIC	No.	Name	Club	Make	Class	AA	Laps	Total Tm	Diff	Best Tm	Lap
11	11	55	TÓTH József	Újszilvási Motocross Sport Egyesület	Suzuki	MX2 II.o		11	19:55.029	1 Lap	1:43.301	5
12	12	251	SÁSKA Ferenc	Bugyi Sport Egyesület	Honda	MX2 II.o		11	20:12.410	1 Lap	1:41.816	4
13	13	94*	GYEVÁT Dávid	Április 4. SE	Suzuki	MX2 II.o		11	20:23.765	1 Lap	1:46.483	2
14	14	13	APÁGYI János	Április 4. Motoros Klub	Yamaha/ KTM	MX2 II.o		11	20:36.799	1 Lap	1:45.500	3
15	15	941	LAUKO Mihály	Energy Moto Team	Kawasaki	MX2 II.o		11	20:40.926	1 Lap	1:47.215	2
16	16	115	BECKER József	Nyári Pál Moto Cross Sportegyesület	Yamaha	MX2 II.o		11	20:42.824	1 Lap	1:48.567	7
17	17	771	JAKOB Béla	Energy Moto Team SE	Kawasaki	MX2 II.o		11	20:47.931	1 Lap	1:42.615	1
18	18	242	BORZÁK Máté	Bugyi Sport Egyesület	Honda	MX2 II.o		11	21:00.933	1 Lap	1:48.689	5
19	19	59	BORZA Tibor	Kiskunmajsai Sportegyesület	Kawasaki	MX2 II.o		11	21:01.173	1 Lap	1:50.344	2
20	20	122	BARTA Péter	Nyársapáti Motocross Sportegyesület	Suzuki	MX2 II.o		11	21:09.794	1 Lap	1:49.922	3

Not classified (75% = 9 Laps)

50			GERE László ifj.	Bugyi Sport Egyesület	Kawasaki	MX2 II.o		4	7:30.053	8 Laps	1:44.902	3
3			PETE István	Center Motorsport Club	Suzuki	MX2 II.o		3	6:05.749	9 Laps	1:52.600	1

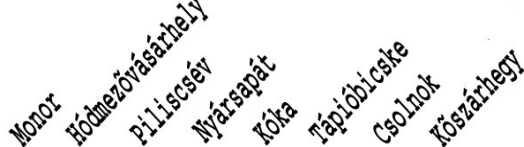
Margin of Victory	Avg. Speed	Best Lap Tm	Best Speed	Best Lap by
9.735	-	1:33.865	-	23 - PALKOVSKIS Dmitrijs

Az eredmény mindaddig ideiglenes, amíg azt a zsűri jóvá nem hagyta

Orbits

Versenyigazgató Zsúrielnök Időmérés vezetője
Clerk of the Course Jury President Chief Timekeeper






Magyar Köztársaság Nemzetközi Motocross Bajnokság Hungarian Int. MX Championship

Int. MX OB. 1.f (Monor)

Monor 0,000 Km

2010.03.28. 13:25



Race 1 - 1.futam

2.osztály MX1/MX2

Race (15:00 and 2 Laps) started at 13:30:07

Lap	Lap Tm	Diff	Time of Day
<u>(23) PALKOVSKIS Dmitrijs</u>			
1	1:33.865		13:31:57.477
2	1:35.160	+1.295	13:33:32.637
3	1:36.191	+2.326	13:35:08.828
4	1:36.350	+2.485	13:36:45.178
5	1:36.346	+2.481	13:38:21.524
6	1:37.279	+3.414	13:39:58.803
7	1:39.992	+6.127	13:41:38.795
8	1:41.129	+7.264	13:43:19.924
9	1:39.891	+6.026	13:44:59.815
10	1:40.398	+6.533	13:46:40.213
11	1:39.868	+6.003	13:48:20.081
12	1:41.131	+7.266	13:50:01.212
<u>(69) CSIKI Balázs</u>			
1	1:36.663		13:32:01.640
2	1:37.364	+0.701	13:33:39.004
3	1:37.272	+0.609	13:35:16.276
4	1:37.751	+1.088	13:36:54.027
5	1:38.637	+1.974	13:38:32.664
6	1:37.546	+0.883	13:40:10.210
7	1:38.369	+1.706	13:41:48.579
8	1:41.453	+4.790	13:43:30.032
9	1:39.572	+2.909	13:45:09.604
10	1:39.057	+2.394	13:46:48.661
11	1:41.449	+4.786	13:48:30.110
12	1:40.837	+4.174	13:50:10.947
<u>(89) BORDÁS László</u>			
1	1:38.937	+1.046	13:32:04.809
2	1:40.850	+2.959	13:33:45.659
3	1:37.891		13:35:23.550
4	1:37.904	+0.013	13:37:01.454
5	1:39.416	+1.525	13:38:40.870
6	1:40.303	+2.412	13:40:21.173
7	1:40.553	+2.662	13:42:01.726
8	1:41.418	+3.527	13:43:43.144
9	1:41.528	+3.637	13:45:24.672
10	1:42.228	+4.337	13:47:06.900
11	1:42.640	+4.749	13:48:49.540
12	1:44.595	+6.704	13:50:34.135
<u>(59) BARACSKAI Péter</u>			
1	1:46.104	+8.380	13:32:19.733
2	1:41.800	+4.076	13:34:01.533
3	1:43.885	+6.161	13:35:45.418
4	1:39.210	+1.486	13:37:24.628
5	1:42.960	+5.236	13:39:07.588
6	1:38.168	+0.444	13:40:45.756
7	1:39.033	+1.309	13:42:24.789
8	1:38.989	+1.265	13:44:03.778
9	1:37.944	+0.220	13:45:41.722
10	1:37.724		13:47:19.446
11	1:38.762	+1.038	13:48:58.208
12	1:39.009	+1.285	13:50:37.217
<u>(6) HAVASI Zoltán</u>			
1	1:36.778		13:32:00.732
2	1:38.709	+1.931	13:33:39.441
3	1:39.914	+3.136	13:35:19.355
4	1:39.740	+2.962	13:36:59.095
5	1:40.567	+3.789	13:38:39.662
6	1:40.708	+3.930	13:40:20.370
7	1:40.319	+3.541	13:42:00.689
8	1:41.993	+5.215	13:43:42.682

Lap	Lap Tm	Diff	Time of Day
9	1:45.590	+8.812	13:45:28.272
10	1:42.358	+5.580	13:47:10.630
11	1:43.678	+6.900	13:48:54.308
12	1:43.815	+7.037	13:50:38.123
<u>(5) OPRA Ágoston</u>			
1	1:38.062	+1.580	13:32:05.562
2	1:36.482		13:33:42.044
3	1:38.106	+1.624	13:35:20.150
4	1:49.954	+13.472	13:37:10.104
5	1:40.636	+4.154	13:38:50.740
6	1:40.186	+3.704	13:40:30.926
7	1:40.188	+3.706	13:42:11.114
8	1:41.781	+5.299	13:43:52.895
9	1:40.051	+3.569	13:45:32.946
10	1:44.430	+7.948	13:47:17.376
11	1:42.351	+5.869	13:48:59.727
12	1:45.180	+8.698	13:50:44.907
<u>(44) VLADÁR Péter</u>			
1	1:45.148	+4.851	13:32:15.255
2	1:41.522	+1.225	13:33:56.777
3	1:40.297		13:35:37.074
4	1:40.806	+0.509	13:37:17.880
5	1:40.475	+0.178	13:38:58.355
6	1:41.785	+1.488	13:40:40.140
7	1:41.504	+1.207	13:42:21.644
8	1:42.395	+2.098	13:44:04.039
9	1:41.965	+1.668	13:45:46.004
10	1:42.883	+2.586	13:47:28.887
11	1:42.893	+2.596	13:49:11.780
12	1:43.975	+3.678	13:50:55.755
<u>(716) ZANÓCZ Roland</u>			
1	1:44.367	+4.164	13:32:11.983
2	1:41.695	+1.492	13:33:53.678
3	1:42.839	+2.636	13:35:36.517
4	1:40.203		13:37:16.720
5	1:41.097	+0.894	13:38:57.817
6	1:41.555	+1.352	13:40:39.372
7	1:40.655	+0.452	13:42:20.027
8	1:41.249	+1.046	13:44:01.276
9	1:43.360	+3.157	13:45:44.636
10	1:42.811	+2.608	13:47:27.447
11	1:45.964	+5.761	13:49:13.411
12	1:43.674	+3.471	13:50:57.085
<u>(22) SÁSKA Gábor</u>			
1	1:36.932	+1.876	13:32:02.216
2	1:35.056		13:33:37.272
3	1:36.098	+1.042	13:35:13.370
4	1:39.908	+4.852	13:36:53.278
5	1:43.337	+8.281	13:38:36.615
6	1:43.695	+8.639	13:40:20.310
7	1:45.720	+10.664	13:42:06.030
8	1:46.743	+11.687	13:43:52.773
9	1:46.794	+11.738	13:45:39.567
10	1:47.034	+11.978	13:47:26.601
11	1:44.565	+9.509	13:49:11.166
12	1:47.893	+12.837	13:50:59.059
<u>(70) FARKAS Szabolcs</u>			
1	1:46.510	+5.668	13:32:21.557
2	1:43.066	+2.224	13:34:04.623
3	1:43.375	+2.533	13:35:47.998
4	1:41.475	+0.633	13:37:29.473

Lap	Lap Tm	Diff	Time of Day
5	1:40.860	+0.018	13:39:10.333
6	1:43.040	+2.198	13:40:53.373
7	1:42.292	+1.450	13:42:35.665
8	1:41.272	+0.430	13:44:16.937
9	1:41.622	+0.780	13:45:58.559
10	1:40.952	+0.110	13:47:39.511
11	1:40.842		13:49:20.353
12	1:42.066	+1.224	13:51:02.419
<u>(71) MÁRTA Ferenc</u>			
1	1:42.789	+0.514	13:32:07.456
2	1:42.275		13:33:49.731
3	1:42.942	+0.667	13:35:32.673
4	1:42.499	+0.224	13:37:15.172
5	1:42.317	+0.042	13:38:57.489
6	1:44.260	+1.985	13:40:41.749
7	1:42.793	+0.518	13:42:24.542
8	1:44.514	+2.239	13:44:09.056
9	1:44.640	+2.365	13:45:53.696
10	1:44.193	+1.918	13:47:37.889
11	1:44.385	+2.110	13:49:22.274
12	1:45.962	+3.687	13:51:08.236
<u>(7) FORGÁCS József</u>			
1	1:46.968	+5.261	13:32:16.024
2	1:44.660	+2.953	13:34:00.684
3	1:46.557	+4.850	13:35:47.241
4	1:43.487	+1.780	13:37:30.728
5	1:42.327	+0.620	13:39:13.055
6	1:43.373	+1.666	13:40:56.428
7	1:43.124	+1.417	13:42:39.552
8	1:41.973	+0.266	13:44:21.525
9	1:41.707		13:46:03.232
10	1:43.402	+1.695	13:47:46.634
11	1:44.235	+2.528	13:49:30.869
12	1:43.111	+1.404	13:51:13.980
<u>(511) VARSÁNYI Ottó</u>			
1	1:45.161	+3.187	13:32:15.072
2	1:43.486	+1.512	13:33:58.558
3	1:42.775	+0.801	13:35:41.333
4	1:42.778	+0.804	13:37:24.111
5	1:45.505	+3.531	13:39:09.616
6	1:45.556	+3.582	13:40:55.172
7	1:43.538	+1.564	13:42:38.710
8	1:41.974		13:44:20.684
9	1:44.080	+2.106	13:46:04.764
10	1:44.233	+2.259	13:47:48.997
11	1:44.826	+2.852	13:49:33.823
12	1:44.778	+2.804	13:51:18.601
<u>(2) TAKÁCS Attila</u>			
1	1:48.085	+6.057	13:32:16.607
2	1:43.665	+1.637	13:34:00.272
3	1:43.700	+1.672	13:35:43.972
4	1:42.028		13:37:26.000
5	1:43.036	+1.008	13:39:09.036
6	1:44.334	+2.306	13:40:53.370
7	1:44.304	+2.276	13:42:37.674
8	1:42.050	+0.022	13:44:19.724
9	1:43.344	+1.316	13:46:03.068
10	1:45.045	+3.017	13:47:48.113
11	1:46.663	+4.635	13:49:34.776
12	1:46.065	+4.037	13:51:20.841
<u>(78) CSERNA Péter</u>			

Az eredmény mindaddig ideiglenes, amíg azt a zsűri jóvá nem hagyta

Orbits

Versenyigazgató Zsúrielnök Időmérés vezetője
Clerk of the Course Jury President Chief Timekeeper





Monor Hódmezővásárhely Püspöcsény Nyársapát Kóka Tápóbücske Csolnok Kőszárhegy

Magyar Köztársaság Nemzetközi Motocross Bajnokság Hungarian Int. MX Championship

Int. MX OB. 1.f (Monor)

Race 1 - 1.futam

Monor 0,000 Km

2.osztály MX1/MX2

2010.03.28. 13:25

Race (15:00 and 2 Laps) started at 13:30:07

Lap	Lap Tm	Diff	Time of Day
1	1:48.575	+5.953	13:32:18.452
2	1:44.607	+1.985	13:34:03.059
3	1:45.843	+3.221	13:35:48.902
4	1:44.278	+1.656	13:37:33.180
5	1:42.912	+0.290	13:39:16.092
6	1:43.480	+0.858	13:40:59.572
7	1:44.965	+2.343	13:42:44.537
8	1:42.622		13:44:27.159
9	1:43.269	+0.647	13:46:10.428
10	1:43.760	+1.138	13:47:54.188
11	1:43.839	+1.217	13:49:38.027
12	1:47.008	+4.386	13:51:25.035

(15) JUSZTUSZ Dániel			
Lap	Lap Tm	Diff	Time of Day
1	1:48.448	+5.982	13:32:22.909
2	1:44.304	+1.838	13:34:07.213
3	1:44.063	+1.597	13:35:51.276
4	1:44.566	+2.100	13:37:35.842
5	1:44.684	+2.218	13:39:20.526
6	1:42.466		13:41:02.992
7	1:43.472	+1.006	13:42:46.464
8	1:45.474	+3.008	13:44:31.938
9	1:44.261	+1.795	13:46:16.199
10	1:43.927	+1.461	13:48:00.126
11	1:44.007	+1.541	13:49:44.133
12	1:46.136	+3.670	13:51:30.269

(21) ZSINÓR Gábor			
Lap	Lap Tm	Diff	Time of Day
1	1:43.738	+1.062	13:32:10.875
2	1:42.676		13:33:53.551
3	1:44.828	+2.152	13:35:38.379
4	1:44.114	+1.438	13:37:22.493
5	1:43.854	+1.178	13:39:06.347
6	1:45.605	+2.929	13:40:51.952
7	1:48.430	+5.754	13:42:40.382
8	1:45.702	+3.026	13:44:26.084
9	1:47.667	+4.991	13:46:13.751
10	1:45.784	+3.108	13:47:59.535
11	1:44.801	+2.125	13:49:44.336
12	1:47.615	+4.939	13:51:31.951

(42) NAGY Patrik			
Lap	Lap Tm	Diff	Time of Day
1	1:48.354	+5.424	13:32:17.918
2	1:48.004	+5.074	13:34:05.922
3	1:45.765	+2.835	13:35:51.687
4	1:46.291	+3.361	13:37:37.978
5	1:43.587	+0.657	13:39:21.565
6	1:43.787	+0.857	13:41:05.352
7	1:44.861	+1.931	13:42:50.213
8	1:43.702	+0.772	13:44:33.915
9	1:45.172	+2.242	13:46:19.087
10	1:44.916	+1.986	13:48:04.003
11	1:45.141	+2.211	13:49:49.144
12	1:42.930		13:51:32.074

(77) NEGYEDY László			
Lap	Lap Tm	Diff	Time of Day
1	1:46.042	+4.306	13:32:17.240
2	1:41.736		13:33:58.976
3	1:42.659	+0.923	13:35:41.635
4	1:42.518	+0.782	13:37:24.153
5	1:45.589	+3.853	13:39:09.742
6	1:46.745	+5.009	13:40:56.487
7	1:46.591	+4.855	13:42:43.078
8	1:45.110	+3.374	13:44:28.188
9	1:46.916	+5.180	13:46:15.104
10	1:46.833	+5.097	13:48:01.937

Lap	Lap Tm	Diff	Time of Day
11	1:48.753	+7.017	13:49:50.690
12	1:47.532	+5.796	13:51:38.222

(37) PROKSA Róbert			
Lap	Lap Tm	Diff	Time of Day
1	1:46.538	+2.524	13:32:13.076
2	1:45.543	+1.529	13:33:58.619
3	1:46.657	+2.643	13:35:45.276
4	1:44.612	+0.598	13:37:29.888
5	1:44.369	+0.355	13:39:14.257
6	1:44.014		13:40:58.271
7	1:46.532	+2.518	13:42:44.803
8	1:46.050	+2.036	13:44:30.853
9	1:45.140	+1.126	13:46:15.993
10	1:48.782	+4.768	13:48:04.775
11	1:46.821	+2.807	13:49:51.596
12	1:48.218	+4.204	13:51:39.814

(58) GÁL Ádám			
Lap	Lap Tm	Diff	Time of Day
1	1:43.831	+0.622	13:32:09.374
2	1:43.209		13:33:52.583
3	1:45.290	+2.081	13:35:37.873
4	1:45.567	+2.358	13:37:23.440
5	1:45.182	+1.973	13:39:08.622
6	1:46.015	+2.806	13:40:54.637
7	1:49.261	+6.052	13:42:43.898
8	1:46.537	+3.328	13:44:30.435
9	1:47.799	+4.590	13:46:18.234
10	1:47.325	+4.116	13:48:05.559
11	1:48.543	+5.334	13:49:54.102
12	1:49.449	+6.240	13:51:43.551

(4) SCHRENCKH Péter			
Lap	Lap Tm	Diff	Time of Day
1	1:43.283	+1.871	13:32:11.260
2	1:41.412		13:33:52.672
3	1:41.649	+0.237	13:35:34.321
4	1:44.778	+3.366	13:37:19.099
5	1:44.830	+3.418	13:39:03.929
6	1:46.313	+4.901	13:40:50.242
7	1:48.013	+6.601	13:42:38.255
8	1:48.881	+7.469	13:44:27.136
9	1:48.177	+6.765	13:46:15.313
10	1:49.621	+8.209	13:48:04.934
11	1:52.934	+11.522	13:49:57.868
12	1:54.247	+12.835	13:51:52.115

(381) GRÓSZ Béla			
Lap	Lap Tm	Diff	Time of Day
1	1:50.593	+10.401	13:32:19.607
2	1:49.281	+9.089	13:34:08.888
3	1:52.701	+12.509	13:36:01.589
4	1:40.892	+0.700	13:37:42.481
5	1:44.819	+4.627	13:39:27.300
6	1:42.523	+2.331	13:41:09.823
7	1:40.192		13:42:50.015
8	1:41.067	+0.875	13:44:31.082
9	1:45.559	+5.367	13:46:16.641
10	1:45.592	+5.400	13:48:02.233
11	1:42.430	+2.238	13:49:44.663

(55) TÓTH József			
Lap	Lap Tm	Diff	Time of Day
1	1:49.233	+5.932	13:32:17.523
2	1:49.727	+6.426	13:34:07.250
3	1:45.774	+2.473	13:35:53.024
4	1:48.627	+5.326	13:37:41.651
5	1:43.301		13:39:24.952
6	1:44.636	+1.335	13:41:09.588
7	1:43.514	+0.213	13:42:53.102

Lap	Lap Tm	Diff	Time of Day
8	1:44.822	+1.521	13:44:37.924
9	1:43.972	+0.671	13:46:21.896
10	1:44.161	+0.860	13:48:06.057
11	1:56.450	+13.149	13:50:02.507

(251) SÁSKA Ferenc			
Lap	Lap Tm	Diff	Time of Day
1	1:45.836	+4.020	13:32:18.222
2	1:44.139	+2.323	13:34:02.361
3	1:43.829	+2.013	13:35:46.190
4	1:41.816		13:37:28.006
5	1:44.422	+2.606	13:39:12.428
6	1:55.211	+13.395	13:41:07.639
7	1:51.038	+9.222	13:42:58.677
8	1:46.682	+4.866	13:44:45.359
9	1:47.905	+6.089	13:46:33.264
10	1:50.634	+8.818	13:48:23.898
11	1:55.990	+14.174	13:50:19.888

(94*) GYEVÁT Dávid			
Lap	Lap Tm	Diff	Time of Day
1	1:46.580	+0.097	13:32:13.598
2	1:46.483		13:34:00.081
3	1:48.342	+1.859	13:35:48.423
4	1:48.517	+2.034	13:37:36.940
5	1:49.453	+2.970	13:39:26.393
6	1:49.083	+2.600	13:41:15.476
7	1:51.233	+4.750	13:43:06.709
8	1:48.916	+2.433	13:44:55.625
9	1:51.903	+5.420	13:46:47.528
10	1:50.995	+4.512	13:48:38.523
11	1:52.720	+6.237	13:50:31.243

(56) KAINZ György			
Lap	Lap Tm	Diff	Time of Day
1	1:44.168	+1.374	13:32:16.421
2	2:30.704	+47.910	13:34:47.125
3	1:42.794		13:36:29.919
4	1:43.552	+0.758	13:38:13.471
5	1:43.772	+0.978	13:39:57.243
6	1:47.291	+4.497	13:41:44.534
7	1:46.730	+3.936	13:43:31.264
8	1:46.378	+3.584	13:45:17.642
9	1:47.027	+4.233	13:47:04.669
10	1:48.427	+5.633	13:48:53.096
11	1:43.828	+1.034	13:50:36.924

(13) APÁGYI János			
Lap	Lap Tm	Diff	Time of Day
1	1:51.405	+5.905	13:32:23.040
2	1:46.168	+0.668	13:34:09.208
3	1:45.500		13:35:54.708
4	1:45.955	+0.455	13:37:40.663
5	1:45.857	+0.357	13:39:26.520
6	1:48.344	+2.844	13:41:14.864
7	1:48.063	+2.563	13:43:02.927
8	1:50.135	+4.635	13:44:53.062
9	1:54.025	+8.525	13:46:47.087
10	1:59.427	+13.927	13:48:46.514
11	1:57.763	+12.263	13:50:44.277

(38) KALMÁR NAGY László			
Lap	Lap Tm	Diff	Time of Day
1	1:49.452		13:32:16.970
2	1:49.858	+0.406	13:34:06.828
3	1:54.882	+5.430	13:36:01.710
4	1:49.877	+0.425	13:37:51.587
5	1:49.776	+0.324	13:39:41.363
6	1:49.799	+0.347	13:41:31.162
7	1:49.621	+0.169	13:43:20.783
8	1:51.335	+1.883	13:45:12.118

Az eredmény mindaddig ideiglenes, amíg azt a zsűri jóvá nem hagyta

Orbits

Versenyigazgató Zsűrielnök Időmérés vezetője
Clerk of the Course Jury President Chief Timekeeper





Monor
Hódmezővásárhely
Piliscsévi
Nyársapát
Kóka
Tápióbicsike
Csolnok
Kőszárhegy

Magyar Köztársaság Nemzetközi Motocross Bajnokság Hungarian Int. MX Championship

Int. MX OB. 1.f (Monor)

Race 1 - 1.futam

Monor 0,000 Km

2.osztály MX1/MX2

2010.03.28. 13:25

Race (15:00 and 2 Laps) started at 13:30:07

Lap	Lap Tm	Diff	Time of Day
9	1:51.451	+1.999	13:47:03.569
10	1:52.860	+3.408	13:48:56.429
11	1:50.349	+0.897	13:50:46.778

(941) LAUKO Mihály			
Lap	Lap Tm	Diff	Time of Day
1	1:47.301	+0.086	13:32:14.551
2	1:47.215		13:34:01.766
3	1:50.391	+3.176	13:35:52.157
4	1:50.481	+3.266	13:37:42.638
5	1:50.453	+3.238	13:39:33.091
6	1:50.071	+2.856	13:41:23.162
7	1:50.749	+3.534	13:43:13.911
8	1:53.932	+6.717	13:45:07.843
9	1:53.602	+6.387	13:47:01.445
10	1:54.032	+6.817	13:48:55.477
11	1:52.927	+5.712	13:50:48.404

(115) BECKER József			
Lap	Lap Tm	Diff	Time of Day
1	1:52.724	+4.157	13:32:23.609
2	1:52.794	+4.227	13:34:16.403
3	1:49.917	+1.350	13:36:06.320
4	1:49.400	+0.833	13:37:55.720
5	1:51.506	+2.939	13:39:47.226
6	1:48.795	+0.228	13:41:36.021
7	1:48.567		13:43:24.588
8	1:49.979	+1.412	13:45:14.567
9	1:52.673	+4.106	13:47:07.240
10	1:51.831	+3.264	13:48:59.071
11	1:51.231	+2.664	13:50:50.302

(771) JAKOB Béla			
Lap	Lap Tm	Diff	Time of Day
1	1:42.615		13:32:08.456
2	1:47.603	+4.988	13:33:56.059
3	1:47.817	+5.202	13:35:43.876
4	1:49.291	+6.676	13:37:33.167
5	1:51.489	+8.874	13:39:24.656
6	1:49.687	+7.072	13:41:14.343
7	1:52.853	+10.238	13:43:07.196
8	1:54.630	+12.015	13:45:01.826
9	1:57.729	+15.114	13:46:59.555
10	2:02.320	+19.705	13:49:01.875
11	1:53.534	+10.919	13:50:55.409

(242) BORZÁK Máté			
Lap	Lap Tm	Diff	Time of Day
1	1:50.135	+1.446	13:32:28.460
2	1:49.603	+0.914	13:34:18.063
3	1:49.074	+0.385	13:36:07.137
4	1:49.214	+0.525	13:37:56.351
5	1:48.689		13:39:45.040
6	1:50.024	+1.335	13:41:35.064
7	1:55.738	+7.049	13:43:30.802
8	1:53.255	+4.566	13:45:24.057
9	1:54.706	+6.017	13:47:18.763
10	1:56.860	+8.171	13:49:15.623
11	1:52.788	+4.099	13:51:08.411

(59) BORZA Tibor			
Lap	Lap Tm	Diff	Time of Day
1	1:51.551	+1.207	13:32:22.279
2	1:50.344		13:34:12.623
3	1:51.195	+0.851	13:36:03.818
4	1:50.721	+0.377	13:37:54.539
5	1:52.547	+2.203	13:39:47.086
6	1:52.949	+2.605	13:41:40.035
7	1:54.311	+3.967	13:43:34.346
8	1:53.030	+2.686	13:45:27.376
9	1:50.423	+0.079	13:47:17.799

Lap	Lap Tm	Diff	Time of Day
10	1:54.977	+4.633	13:49:12.776
11	1:55.874	+5.530	13:51:08.650

(17) TÁPAI Zoltán			
Lap	Lap Tm	Diff	Time of Day
1	1:55.815	+6.936	13:32:27.494
2	1:52.444	+3.565	13:34:19.938
3	1:52.317	+3.438	13:36:12.255
4	1:52.893	+4.014	13:38:05.148
5	1:48.879		13:39:54.027
6	1:52.997	+4.118	13:41:47.024
7	1:52.225	+3.346	13:43:39.249
8	1:52.158	+3.279	13:45:31.407
9	1:52.549	+3.670	13:47:23.956
10	1:55.406	+6.527	13:49:19.362
11	1:56.351	+7.472	13:51:15.713

(122) BARTA Péter			
Lap	Lap Tm	Diff	Time of Day
1	1:51.384	+1.462	13:32:24.291
2	1:50.453	+0.531	13:34:14.744
3	1:49.922		13:36:04.666
4	1:50.696	+0.774	13:37:55.362
5	1:53.753	+3.831	13:39:49.115
6	1:52.810	+2.888	13:41:41.925
7	1:55.456	+5.534	13:43:37.381
8	1:52.958	+3.036	13:45:30.339
9	1:53.144	+3.222	13:47:23.483
10	1:56.857	+6.935	13:49:20.340
11	1:56.931	+7.009	13:51:17.271

(23*) LÁNCZI Tibor			
Lap	Lap Tm	Diff	Time of Day
1	1:44.745		13:32:10.793
2	1:47.020	+2.275	13:33:57.813
3	1:50.794	+6.049	13:35:48.607
4	1:52.417	+7.672	13:37:41.024
5	1:54.320	+9.575	13:39:35.344
6	1:54.720	+9.975	13:41:30.064
7	2:00.302	+15.557	13:43:30.366
8	1:59.370	+14.625	13:45:29.736
9	2:01.217	+16.472	13:47:30.953
10	2:00.996	+16.251	13:49:31.949
11	1:59.706	+14.961	13:51:31.655

(94) Von REBENS Eugenius			
Lap	Lap Tm	Diff	Time of Day
1	1:54.282	+2.260	13:32:26.510
2	1:52.912	+0.890	13:34:19.422
3	1:52.022		13:36:11.444
4	1:54.982	+2.960	13:38:06.426
5	1:56.329	+4.307	13:40:02.755
6	1:53.637	+1.615	13:41:56.392
7	1:53.305	+1.283	13:43:49.697
8	1:55.580	+3.558	13:45:45.277
9	1:55.070	+3.048	13:47:40.347
10	1:56.684	+4.662	13:49:37.031
11	1:54.720	+2.698	13:51:31.751

(50) GERE László ifj.			
Lap	Lap Tm	Diff	Time of Day
1	1:49.420	+4.518	13:32:19.123
2	1:48.469	+3.567	13:34:07.592
3	1:44.902		13:35:52.494
4	1:45.037	+0.135	13:37:37.531

(3) PETE István			
Lap	Lap Tm	Diff	Time of Day
1	1:52.600		13:32:21.874
2	1:54.437	+1.837	13:34:16.311
3	1:56.915	+4.315	13:36:13.226

Az eredmény mindaddig ideiglenes, amíg azt a zsűri jóvá nem hagyta

Orbits

Versenyigazgató Zsűrielnök Időmérés vezetője
Clerk of the Course Jury President Chief Timekeeper





Monor
Hódmezővásárhely
Piliscsév
Nyársapát
Kóka
Tápióbicsike
Csolnok
Kőszárhegy

Magyar Köztársaság Nemzetközi Motocross Bajnokság Hungarian Int. MX Championship

Int. MX OB. 1.f (Monor)

Lapchart

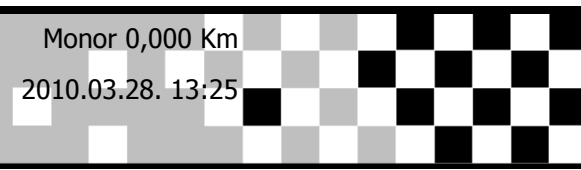
Race 1 - 1.futam

Monor 0,000 Km

2.osztály MX1/MX2

2010.03.28. 13:25

Race (15:00 and 2 Laps) started at 13:30:07



Competitors	Laps	Laps												
		0	1	2	3	4	5	6	7	8	9	10	11	12
PALKOVSKIS Dmitrijs (23)	1	23	23	23	23	23	23	23	23	23	23	23	23	23
HAVASI Zoltán (6)	2	6	6	22	22	22	69	69	69	69	69	69	69	69
MÁRTA Ferenc (71)	3	71	69	69	69	69	22	22	6	6	89	89	89	89
CSIKI Balázs (69)	4	69	22	6	6	6	6	6	89	89	6	6	6	59
SÁSKA Gábor (22)	5	22	89	5	5	89	89	89	22	22	5	5	59	6
GÁL Ádám (58)	6	58	5	89	89	5	5	5	5	5	22	59	5	5
JAKOB Béla (771)	7	771	71	71	71	71	71	716	716	716	59	22	22	44
BORDÁS László (89)	8	89	771	58	4	716	716	44	44	59	716	716	44	716
LÁNCZI Tibor (23*)	9	23*	58	4	716	44	44	71	71	44	44	44	716	22
PROKSA Róbert (37)	10	37	23*	21	44	4	4	59	59	71	71	71	70	70
GYEVÁT Dávid (94*)	11	94*	21	716	58	21	21	4	70	70	70	70	71	71
ZSINÓR Gábor (21)	12	21	4	771	21	58	59	21	2	2	2	7	7	7
LAUKO Mihály (941)	13	941	716	44	511	511	58	2	4	511	7	2	511	511
OPRA Ágoston (5)	14	5	37	23*	77	77	2	70	511	7	511	511	2	2
KALMÁR NAGY László (38)	15	38	94*	511	771	59	511	58	7	21	78	78	78	78
ZANÓCZ Rolland (716)	16	716	941	37	2	2	77	511	21	4	21	21	15	15
SCHRENCKH Péter (4)	17	4	511	77	37	251	70	7	77	78	77	15	21	21
TÓTH József (55)	18	55	44	94*	59	70	251	77	58	77	4	77	381	42
TAKÁCS Attila (2)	19	2	7	2	251	37	7	37	78	58	37	381	42	77
GRÓSZ Béla (381)	20	381	56	7	7	7	37	78	37	37	15	42	77	37
FORGÁCS József (7)	21	7	2	59	70	771	78	15	15	381	381	37	37	58
PETE István (3)	22	3	38	941	94*	78	15	42	381	15	58	4	58	4
NAGY Patrik (42)	23	42	77	251	23*	15	42	251	42	42	42	58	4	
GERE László ifj. (50)	24	50	55	78	78	94*	771	55	55	55	55	55	55	
CSERNA Péter (78)	25	78	42	70	15	50	55	381	251	251	251	251	251	
VARSA NYI Ottó (511)	26	511	251	42	42	42	94*	771	13	13	13	94*	94*	
VLADÁR Péter (44)	27	44	78	38	941	13	13	13	94*	94*	94*	13	56	
BORZA Tibor (59)	28	59	50	15	50	23*	381	94*	771	771	771	56	13	
BECKER József (115)	29	115	381	55	55	55	941	941	941	941	941	941	38	
NEGYEDY László (77)	30	77	59	50	13	381	23*	23*	38	38	38	38	941	
APÁGYI János (13)	31	13	70	381	381	941	38	38	115	115	56	115	115	
TÁPAI Zoltán (17)	32	17	3	13	38	38	242	242	23*	56	115	771	771	
Von REBENS Eugenius (94)	33	94	59	59	59	59	59	115	242	242	59	59	242	
KAINZ György (56)	34	56	15	122	122	122	115	59	56	59	242	242	59	
SÁSKA Ferenc (251)	35	251	13	3	115	115	122	122	59	23*	122	17	17	
BARTA Péter (122)	36	122	115	115	242	242	17	56	122	122	17	122	122	
BARACSKAI Péter (59)	37	59	122	242	94	17	56	17	17	17	23*	23*	23*	
JUSZTUSZ Dániel (15)	38	15	94	94	17	94	94	94	94	94	94	94	94	
FARKAS Szabolcs (70)	39	70	17	17	3	56								
BORZÁK Máté (242)	40	242	242	56	56									
-	41													
-	42													

Az eredmény mindaddig ideiglenes, amíg azt a zsűri jóvá nem hagyta

Orbits

Versenyigazgató Zsűrielnök Időmérés vezetője
Clerk of the Course Jury President Chief Timekeeper



Printed: 2010.03.28. 15:12:09



Monor
Hódmezővásárhely
Piliscsév
Nyársapát
Kóka
Tápióbicsike
Csolnok
Kőszárhegy

Magyar Köztársaság Nemzetközi Motocross Bajnokság Hungarian Int. MX Championship

Int. MX OB. 1.f (Monor)

Sorted on Laps

Race 2 - 2.futam

Monor 0,000 Km

2.osztály MX1/MX2

2010.03.28. 15:45

Race (15:00 and 2 Laps) started at 15:49:48

Pos	PIC	No.	Name	Club	Make	Class	AA	Laps	Total Tm	Diff	Best Tm	Lap
1	1	23	PALKOVSKIS Dmitrijs	Center Motorsport Club	KTM	MX2 II.o		11	18:46.501		1:37.797	1
2	1	5	OPRA Ágoston	Nyársapáti Motocross Sportegyesület	Honda	MX1 II.o.		11	18:57.427	10.925	1:36.601	1
3	2	89	BORDÁS László	Center Motorsport Club	KTM	MX2 II.o		11	18:59.230	12.729	1:40.238	3
4	2	69	CSIKI Balázs	Energy Moto Team SE	Honda	MX1 II.o.	2M	11	18:59.535	13.034	1:40.366	6
5	3	6	HAVASI Zoltán	Nyári Pál Moto Cross Sportegyesület	KTM	MX1 II.o.		11	19:20.054	33.553	1:40.014	1
6	3	70	FARKAS Szabolcs	Center Motorsport Club	KTM	MX2 II.o		11	19:22.578	36.077	1:41.514	3
7	4	22	SÁSKA Gábor	Bugyi Sport Egyesület	Kawasaki	MX1 II.o.		11	19:27.746	41.245	1:36.360	1
8	4	716	ZANÓCZ Rolland	Suzuki Hollós Racing Team MSE	Suzuki	MX2 II.o		11	19:38.136	51.635	1:44.309	4
9	5	56	KAINZ György	Integrál Motoros Klub	Honda	MX1 II.o.		11	19:44.153	57.652	1:42.277	2
10	6	511	VARSÁNYI Ottó	Full Gas	Yamaha/ Kawa	MX1 II.o.	2M	11	19:46.247	59.745	1:43.887	2
11	7	71	MÁRTA Ferenc	MotorArt Sport és Művészeti Egyesület	Yamaha	MX1 II.o.		11	19:46.278	59.776	1:43.068	1
12	5	42	NAGY Patrik	Pécsi Motoros Sportegyesület	KTM	MX2 II.o		11	19:53.800	1:07.298	1:45.831	2
13	6	78	CSERNA Péter	Bugyi Sport Egyesület	Honda	MX2 II.o		11	19:58.386	1:11.885	1:44.669	2
14	7	2	TAKÁCS Attila	Kőszárhegyi Motocross Club	Yamaha	MX2 II.o		11	19:58.773	1:12.271	1:45.563	2
15	8	55	TÓTH József	Újszilvási Motocross Sport Egyesület	Suzuki	MX2 II.o		11	20:04.155	1:17.654	1:44.584	7
16	9	37	PROKSA Róbert	Bugyi Sport Egyesület	Yamaha	MX2 II.o		11	20:06.720	1:20.219	1:45.488	2
17	8	7	FORGÁCS József	Nyári Pál Moto Cross Sportegyesület	KTM	MX1 II.o.		11	20:10.603	1:24.101	1:44.667	6
18	9	4	SCHRENCKH Péter	Speed-Tech Motorsport Egyesület	Honda	MX1 II.o.		11	20:20.677	1:34.176	1:44.087	1
19	10	77	NEGYEDY László	Hegyvidék Sport Szolg. Kft.	Yamaha	MX1 II.o.		11	20:26.358	1:39.857	1:45.483	2
20	10	21	ZSINÓR Gábor	Tápiómenti Motoros Klub	Honda	MX2 II.o		11	20:36.440	1:49.939	1:44.169	2
21	11	242	BORZÁK Máté	Bugyi Sport Egyesület	Honda	MX2 II.o		10	18:53.691	1 Lap	1:48.394	2
22	12	94*	GYEVÁT Dávid	Április 4. SE	Suzuki	MX2 II.o		10	19:00.511	1 Lap	1:49.301	2
23	13	58	GÁL Ádám	Paksi AMSE	KTM	MX2 II.o		10	19:00.595	1 Lap	1:48.106	3
24	11	15	JUSZTUSZ Dániel	Full-Gas Motorsport Egyesület	Suzuki	MX1 II.o.		10	19:06.711	1 Lap	1:46.853	2
25	14	13	APÁGYI János	Április 4. Motoros Klub	Yamaha/ KTM	MX2 II.o		10	19:09.297	1 Lap	1:49.557	5
26	12	388	CSELŐTEI Csaba	MAMI SE	Honda	MX1 II.o.		10	19:10.284	1 Lap	1:47.189	1
27	13	38	KALMÁR NAGY László	MAMI SE	Yamaha	MX1 II.o.		10	19:26.054	1 Lap	1:52.103	2
28	15	115	BECKER József	Nyári Pál Moto Cross Sportegyesület	Yamaha	MX2 II.o		10	19:31.568	1 Lap	1:51.901	4
29	14	17	TÁPAI Zoltán	Center Motorsport Club	Honda	MX1 II.o.		10	19:44.792	1 Lap	1:52.737	4
30	15	23*	LÁNCZI Tibor	Speed-Tech Motorsport Egyesület	KTM	MX1 II.o.		10	19:54.658	1 Lap	1:54.239	1
31	16	94	Von REBENS Eugenius	Lengyelország	Suzuki	MX1 II.o.		10	20:04.472	1 Lap	1:54.521	2
32	16	122	BARTA Péter	Nyársapáti Motocross Sportegyesület	Suzuki	MX2 II.o		10	20:40.795	1 Lap	1:56.116	2
33	17	59	BARACSKAI Péter	Real Motorcentrum Motorsport Egyesület	Yamaha	MX1 II.o.		10	20:45.224	1 Lap	1:40.920	3
34	17	59*	BORZA Tibor	Kiskunmajsai Sportegyesület	Kawasaki	MX2 II.o		9	20:39.137	2 Laps	1:55.225	1

Not classified (75% = 8 Laps)

Margin of Victory	Avg. Speed	Best Lap Tm	Best Speed	Best Lap by
10.925	-	1:36.360	-	22 - SÁSKA Gábor

Az eredmény mindaddig ideiglenes, amíg azt a zsűri jóvá nem hagyta

Orbits

Versenyigazgató Zsúrielnök Időmérés vezetője
Clerk of the Course Jury President Chief Timekeeper





Monor
Hódmezővásárhely
Piliscsévi
Nyársapát
Kóka
Tápióbicsike
Csolnok
Kőszárhegy

Magyar Köztársaság Nemzetközi Motocross Bajnokság Hungarian Int. MX Championship

Int. MX OB. 1.f (Monor)

Sorted on Laps

Race 2 - 2.futam

Monor 0,000 Km

2.osztály MX1/MX2

2010.03.28. 15:45

Race (15:00 and 2 Laps) started at 15:49:48

Pos	PIC	No.	Name	Club	Make	Class	AA	Laps	Total Tm	Diff	Best Tm	Lap
		941	LAUKO Mihály	Energy Moto Team	Kawasaki	MX2 II.o		6	11:40.561	5 Laps	1:51.427	3
		3	PETE István	Center Motorsport Club	Suzuki	MX2 II.o		3	6:13.071	8 Laps	1:56.030	2
		44	VLADÁR Péter	Nyári Pál Moto Cross Sportegyesület	Kawasaki	MX1 II.o.		3	9:30.169	8 Laps	1:44.188	2
		50	GERE László ifj.	Bugyi Sport Egyesület	Kawasaki	MX2 II.o						0
NS	DNS	381	GRÓSZ Béla	Kőszárhegyi Motocross Club	KTM	MX1 II.o.				DNS		0
NS	DNS	251	SÁSKA Ferenc	Bugyi Sport Egyesület	Honda	MX2 II.o				DNS		0
NS	DNS	771	JAKOB Béla	Energy Moto Team SE	Kawasaki	MX2 II.o				DNS		0
NS	DNS	177	NAGY László	Cornus Sport Egyesület	KTM	MX1 II.o.				DNS		0

Margin of Victory	Avg. Speed	Best Lap Tm	Best Speed	Best Lap by
10.925	-	1:36.360	-	22 - SÁSKA Gábor

Az eredmény mindaddig ideiglenes, amíg azt a zsűri jóvá nem hagyta

Orbits

Versenyigazgató Zsúrielnök Időmérés vezetője
Clerk of the Course Jury President Chief Timekeeper





Monor
Hódmezővásárhely
Piliscsév
Nyársapát
Kóka
Tápióbicsike
Csolnok
Kőszárhegy

Magyar Köztársaság Nemzetközi Motocross Bajnokság Hungarian Int. MX Championship

Int. MX OB. 1.f (Monor)

Sorted on Laps

Race 2 - 2.futam

Monor 0,000 Km

2.osztály MX1/MX2

2010.03.28. 15:45

Race (15:00 and 2 Laps) started at 15:49:48

Pos	PIC	No.	Name	Club	Make	Class	AA	Laps	Total Tm	Diff	Best Tm	Lap
MX1 II.o.												
1	1	5	OPRA Ágoston	Nyársapáti Motocross Sportegyesület	Honda	MX1 II.o.		11	18:57.427		1:36.601	1
2	2	69	CSIKI Balázs	Energy Moto Team SE	Honda	MX1 II.o.	2M	11	18:59.535	2.108	1:40.366	6
3	3	6	HAVASI Zoltán	Nyári Pál Moto Cross Sportegyesület	KTM	MX1 II.o.		11	19:20.054	22.627	1:40.014	1
4	4	22	SÁSKA Gábor	Bugyi Sport Egyesület	Kawasaki	MX1 II.o.		11	19:27.746	30.319	1:36.360	1
5	5	56	KAINZ György	Integrál Motoros Klub	Honda	MX1 II.o.		11	19:44.153	46.726	1:42.277	2
6	6	511	VARSÁNYI Ottó	Full Gas	Yamaha/ Kawa	MX1 II.o.	2M	11	19:46.247	48.820	1:43.887	2
7	7	71	MÁRTA Ferenc	MotorArt Sport és Művészeti Egyesület	Yamaha	MX1 II.o.		11	19:46.278	48.851	1:43.068	1
8	8	7	FORGÁCS József	Nyári Pál Moto Cross Sportegyesület	KTM	MX1 II.o.		11	20:10.603	1:13.176	1:44.667	6
9	9	4	SCHRENCKH Péter	Speed-Tech Motorsport Egyesület	Honda	MX1 II.o.		11	20:20.677	1:23.250	1:44.087	1
10	10	77	NEGYEDY László	Hegyvidék Sport Szolg. Kft.	Yamaha	MX1 II.o.		11	20:26.358	1:28.931	1:45.483	2
11	11	15	JUSZTUSZ Dániel	Full-Gas Motorsport Egyesület	Suzuki	MX1 II.o.		10	19:06.711	1 Lap	1:46.853	2
12	12	388	CSELŐTEI Csaba	MAMI SE	Honda	MX1 II.o.		10	19:10.284	1 Lap	1:47.189	1
13	13	38	KALMÁR NAGY László	MAMI SE	Yamaha	MX1 II.o.		10	19:26.054	1 Lap	1:52.103	2
14	14	17	TÁPAI Zoltán	Center Motorsport Club	Honda	MX1 II.o.		10	19:44.792	1 Lap	1:52.737	4
15	15	23*	LÁNCZI Tibor	Speed-Tech Motorsport Egyesület	KTM	MX1 II.o.		10	19:54.658	1 Lap	1:54.239	1
16	16	94	Von REBENS Eugenius	Lengyelország	Suzuki	MX1 II.o.		10	20:04.472	1 Lap	1:54.521	2
17	17	59	BARACKAI Péter	Real Motorcentrum Motorsport Egyes	Yamaha	MX1 II.o.		10	20:45.224	1 Lap	1:40.920	3

Not classified (75% = 8 Laps)

		44	VLADÁR Péter	Nyári Pál Moto Cross Sportegyesület	Kawasaki	MX1 II.o.		3	9:30.169	8 Laps	1:44.188	2
DNS	DNS	381	GRÓSZ Béla	Kőszárhegyi Motocross Club	KTM	MX1 II.o.				DNS		0
DNS	DNS	177	NAGY László	Cornus Sport Egyesület	KTM	MX1 II.o.				DNS		0

MX2 II.o

1	1	23	PALKOVSKIS Dmitrijs	Center Motorsport Club	KTM	MX2 II.o		11	18:46.501		1:37.797	1
2	2	89	BORDÁS László	Center Motorsport Club	KTM	MX2 II.o		11	18:59.230	12.729	1:40.238	3
3	3	70	FARKAS Szabolcs	Center Motorsport Club	KTM	MX2 II.o		11	19:22.578	36.077	1:41.514	3
4	4	716	ZANÓCZ Rolland	Suzuki Hollós Racing Team MSE	Suzuki	MX2 II.o		11	19:38.136	51.635	1:44.309	4
5	5	42	NAGY Patrik	Pécsi Motoros Sportegyesület	KTM	MX2 II.o		11	19:53.800	1:07.298	1:45.831	2
6	6	78	CSERNA Péter	Bugyi Sport Egyesület	Honda	MX2 II.o		11	19:58.386	1:11.885	1:44.669	2
7	7	2	TAKÁCS Attila	Kőszárhegyi Motocross Club	Yamaha	MX2 II.o		11	19:58.773	1:12.271	1:45.563	2
8	8	55	TÓTH József	Újszilvási Motocross Sport Egyesület	Suzuki	MX2 II.o		11	20:04.155	1:17.654	1:44.584	7
9	9	37	PROKSA Róbert	Bugyi Sport Egyesület	Yamaha	MX2 II.o		11	20:06.720	1:20.219	1:45.488	2
10	10	21	ZSINÓR Gábor	Tápiómenti Motoros Klub	Honda	MX2 II.o		11	20:36.440	1:49.939	1:44.169	2

Margin of Victory	Avg. Speed	Best Lap Tm	Best Speed	Best Lap by
10.925	-	1:36.360	-	22 - SÁSKA Gábor

Az eredmény mindaddig ideiglenes, amíg azt a zsűri jóvá nem hagyta

Orbits

Versenyigazgató Zsúrielnök Időmérés vezetője
Clerk of the Course Jury President Chief Timekeeper





Monor
Hódmezővásárhely
Piliscsév
Nyársapát
Kóka
Tápióbicsike
Csolnok
Köszárhegy

Magyar Köztársaság Nemzetközi Motocross Bajnokság Hungarian Int. MX Championship

Int. MX OB. 1.f (Monor)

Sorted on Laps

Race 2 - 2.futam

Monor 0,000 Km

2.osztály MX1/MX2

2010.03.28. 15:45

Race (15:00 and 2 Laps) started at 15:49:48

Pos	PIC	No.	Name	Club	Make	Class	AA	Laps	Total Tm	Diff	Best Tm	Lap
11	11	242	BORZÁK Máté	Bugyi Sport Egyesület	Honda	MX2 II.o		10	18:53.691	1 Lap	1:48.394	2
12	12	94*	GYEVÁT Dávid	Április 4. SE	Suzuki	MX2 II.o		10	19:00.511	1 Lap	1:49.301	2
13	13	58	GÁL Ádám	Paksi AMSE	KTM	MX2 II.o		10	19:00.595	1 Lap	1:48.106	3
14	14	13	APÁGYI János	Április 4. Motoros Klub	Yamaha/ KTM	MX2 II.o		10	19:09.297	1 Lap	1:49.557	5
15	15	115	BECKER József	Nyári Pál Moto Cross Sportegyesület	Yamaha	MX2 II.o		10	19:31.568	1 Lap	1:51.901	4
16	16	122	BARTA Péter	Nyársapáti Motocross Sportegyesület	Suzuki	MX2 II.o		10	20:40.795	1 Lap	1:56.116	2
17	17	59*	BORZA Tibor	Kiskunmajsai Sportegyesület	Kawasaki	MX2 II.o		9	20:39.137	2 Laps	1:55.225	1

Not classified (75% = 8 Laps)

		941	LAUKO Mihály	Energy Moto Team	Kawasaki	MX2 II.o		6	11:40.561	5 Laps	1:51.427	3
		3	PETE István	Center Motorsport Club	Suzuki	MX2 II.o		3	6:13.071	8 Laps	1:56.030	2
		50	GERE László ifj.	Bugyi Sport Egyesület	Kawasaki	MX2 II.o						0
DNS	DNS	251	SÁSKA Ferenc	Bugyi Sport Egyesület	Honda	MX2 II.o				DNS		0
DNS	DNS	771	JAKOB Béla	Energy Moto Team SE	Kawasaki	MX2 II.o				DNS		0

Margin of Victory	Avg. Speed	Best Lap Tm	Best Speed	Best Lap by
10.925	-	1:36.360	-	22 - SÁSKA Gábor

Az eredmény mindaddig ideiglenes, amíg azt a zsűri jóvá nem hagyta

Orbits

Versenyigazgató Zsúrielnök Időmérés vezetője
Clerk of the Course Jury President Chief Timekeeper





Monor
Hódmezővásárhely
Piliscsévi
Nyársapát
Kóka
Tápióbicsike
Csolnok
Köszárhegy

Magyar Köztársaság Nemzetközi Motocross Bajnokság Hungarian Int. MX Championship

Int. MX OB. 1.f (Monor)

Race 2 - 2.futam

Monor 0,000 Km

2.osztály MX1/MX2

2010.03.28. 15:45

Race (15:00 and 2 Laps) started at 15:49:48

Lap	Lap Tm	Diff	Time of Day	Lap	Lap Tm	Diff	Time of Day	Lap	Lap Tm	Diff	Time of Day
2	1:45.488		15:53:40.523	3	1:50.176	+1.782	15:55:40.582	9	1:57.325	+10.136	16:07:01.660
3	1:47.394	+1.906	15:55:27.917	4	1:50.414	+2.020	15:57:30.996	10	1:56.860	+9.671	16:08:58.520
4	1:47.014	+1.526	15:57:14.931	5	1:49.611	+1.217	15:59:20.607	(38) KALMÁR NAGY László			
5	1:46.632	+1.144	15:59:01.563	6	1:51.372	+2.978	16:01:11.979	1	1:57.194	+5.091	15:52:03.723
6	1:47.975	+2.487	16:00:49.538	7	1:50.444	+2.050	16:03:02.423	2	1:52.103		15:53:55.826
7	1:49.971	+4.483	16:02:39.509	8	1:52.502	+4.108	16:04:54.925	3	1:57.999	+5.896	15:55:53.825
8	1:49.208	+3.720	16:04:28.717	9	1:52.109	+3.715	16:06:47.034	4	1:52.813	+0.710	15:57:46.638
9	1:49.089	+3.601	16:06:17.806	10	1:54.894	+6.500	16:08:41.928	5	1:53.623	+1.520	15:59:40.261
10	1:48.445	+2.957	16:08:06.251	(94*) GYEVÁT Dávid				6	1:55.110	+3.007	16:01:35.371
11	1:48.706	+3.218	16:09:54.957	1	1:53.278	+3.977	15:51:59.848	7	1:56.576	+4.473	16:03:31.947
(7) FORGÁCS József				2	1:49.301		15:53:49.149	8	1:54.067	+1.964	16:05:26.014
1	1:45.393	+0.726	15:52:10.855	3	1:50.637	+1.336	15:55:39.786	9	1:53.047	+0.944	16:07:19.061
2	1:47.846	+3.179	15:53:58.701	4	1:50.437	+1.136	15:57:30.223	10	1:55.230	+3.127	16:09:14.291
3	1:47.342	+2.675	15:55:46.043	5	1:54.671	+5.370	15:59:24.894	(115) BECKER József			
4	1:45.953	+1.286	15:57:31.996	6	1:52.130	+2.829	16:01:17.024	1	1:57.234	+5.333	15:52:03.235
5	1:46.934	+2.267	15:59:18.930	7	1:52.626	+3.325	16:03:09.650	2	1:55.945	+4.044	15:53:59.180
6	1:44.667		16:01:03.597	8	1:52.778	+3.477	16:05:02.428	3	1:53.627	+1.726	15:55:52.807
7	1:46.269	+1.602	16:02:49.866	9	1:53.703	+4.402	16:06:56.131	4	1:51.901		15:57:44.708
8	1:46.834	+2.167	16:04:36.700	10	1:52.617	+3.316	16:08:48.748	5	1:52.274	+0.373	15:59:36.982
9	1:46.856	+2.189	16:06:23.556	(58) GÁL Ádám				6	1:53.497	+1.596	16:01:30.479
10	1:47.345	+2.678	16:08:10.901	1	1:50.969	+2.863	15:51:55.544	7	1:58.592	+6.691	16:03:29.071
11	1:47.938	+3.271	16:09:58.839	2	1:49.556	+1.450	15:53:45.100	8	1:56.850	+4.949	16:05:25.921
(4) SCHRENCKH Péter				3	1:48.106		15:55:33.206	9	1:56.920	+5.019	16:07:22.841
1	1:44.087		15:51:47.102	4	1:48.491	+0.385	15:57:21.697	10	1:56.964	+5.063	16:09:19.805
2	1:45.571	+1.484	15:53:32.673	5	1:50.093	+1.987	15:59:11.790	(17) TÁPAI Zoltán			
3	1:46.864	+2.777	15:55:19.537	6	1:49.326	+1.220	16:01:01.116	1	1:58.166	+5.429	15:52:05.711
4	1:47.872	+3.785	15:57:07.409	7	1:55.260	+7.154	16:02:56.376	2	1:53.905	+1.168	15:53:59.616
5	1:49.065	+4.978	15:58:56.474	8	1:55.984	+7.878	16:04:52.360	3	2:08.326	+15.589	15:56:07.942
6	1:49.207	+5.120	16:00:45.681	9	1:59.247	+11.141	16:06:51.607	4	1:52.737		15:58:00.679
7	1:52.701	+8.614	16:02:38.382	10	1:57.225	+9.119	16:08:48.832	5	1:56.548	+3.811	15:59:57.227
8	1:52.937	+8.850	16:04:31.319	(15) JUSZTUSZ Dániel				6	1:54.369	+1.632	16:01:51.596
9	1:52.516	+8.429	16:06:23.835	1	2:20.065	+33.212	15:52:23.332	7	1:53.866	+1.129	16:03:45.462
10	1:52.939	+8.852	16:08:16.774	2	1:46.853		15:54:10.185	8	1:56.969	+4.232	16:05:42.431
11	1:52.140	+8.053	16:10:08.914	3	1:49.767	+2.914	15:55:59.952	9	1:57.215	+4.478	16:07:39.646
(77) NEGYEDY László				4	1:53.000	+6.147	15:57:52.952	10	1:53.382	+0.645	16:09:33.028
1	1:46.616	+1.133	15:51:53.213	5	1:49.343	+2.490	15:59:42.295	(23*) LÁNCZI Tibor			
2	1:45.483		15:53:38.696	6	1:48.708	+1.855	16:01:31.003	1	1:54.239		15:51:58.792
3	1:47.696	+2.213	15:55:26.392	7	1:48.255	+1.402	16:03:19.258	2	1:56.297	+2.058	15:53:55.089
4	1:52.427	+6.944	15:57:18.819	8	1:49.335	+2.482	16:05:08.593	3	1:56.372	+2.133	15:55:51.461
5	1:49.098	+3.615	15:59:07.917	9	1:54.058	+7.205	16:07:02.651	4	1:57.260	+3.021	15:57:48.721
6	1:50.054	+4.571	16:00:57.971	10	1:52.297	+5.444	16:08:54.948	5	1:56.669	+2.430	15:59:45.390
7	1:48.204	+2.721	16:02:46.175	(13) APÁGYI János				6	1:57.541	+3.302	16:01:42.931
8	1:50.455	+4.972	16:04:36.630	1	1:57.328	+7.771	15:52:06.038	7	1:59.127	+4.888	16:03:42.058
9	1:52.224	+6.741	16:06:28.854	2	1:51.041	+1.484	15:53:57.079	8	1:59.830	+5.591	16:05:41.888
10	1:52.280	+6.797	16:08:21.134	3	1:54.356	+4.799	15:55:51.435	9	2:00.463	+6.224	16:07:42.351
11	1:53.461	+7.978	16:10:14.595	4	1:50.926	+1.369	15:57:42.361	10	2:00.544	+6.305	16:09:42.895
(21) ZSINÓR Gábor				5	1:49.557		15:59:31.918	(94) Von REBENS Eugenius			
1	1:46.585	+2.416	15:51:50.034	6	1:51.676	+2.119	16:01:23.594	1	1:58.736	+4.215	15:52:07.806
2	1:44.169		15:53:34.203	7	1:52.432	+2.875	16:03:16.026	2	1:54.521		15:54:02.327
3	1:46.602	+2.433	15:55:20.805	8	1:51.539	+1.982	16:05:07.565	3	1:56.911	+2.390	15:55:59.238
4	1:50.755	+6.586	15:57:11.560	9	1:53.744	+4.187	16:07:01.309	4	1:57.687	+3.166	15:57:56.925
5	1:48.169	+4.000	15:58:59.729	10	1:56.225	+6.668	16:08:57.534	5	2:02.053	+7.532	15:59:58.978
6	1:49.995	+5.826	16:00:49.724	(388) CSELŐTEI Csaba				6	1:58.744	+4.223	16:01:57.722
7	1:53.958	+9.789	16:02:43.682	1	1:47.189		15:51:49.614	7	1:59.026	+4.505	16:03:56.748
8	1:53.783	+9.614	16:04:37.465	2	1:53.267	+6.078	15:53:42.881	8	1:56.851	+2.330	16:05:53.599
9	1:57.666	+13.497	16:06:35.131	3	1:52.214	+5.025	15:55:35.095	9	2:00.373	+5.852	16:07:53.972
10	1:53.729	+9.560	16:08:28.860	4	1:50.502	+3.313	15:57:25.597	10	1:58.736	+4.215	16:09:52.708
11	1:55.817	+11.648	16:10:24.677	5	1:53.708	+6.519	15:59:19.305	(122) BARTA Péter			
(242) BORZÁK Máté				6	1:55.174	+7.985	16:01:14.479	1	1:58.525	+2.409	15:52:06.568
1	1:54.894	+6.500	15:52:02.012	7	1:54.945	+7.756	16:03:09.424	2	1:56.116		15:54:02.684
2	1:48.394		15:53:50.406	8	1:54.911	+7.722	16:05:04.335				

Az eredmény mindaddig ideiglenes, amíg azt a zsűri jóvá nem hagyta

Orbits

Versenyigazgató Zsűrielnök Időmérés vezetője

Clerk of the Course Jury President Chief Timekeeper

Printed: 2010.03.28. 17:46:39



Page 2/3



Monor
Hódmezővásárhely
Piliscsév
Nyársapát
Kóka
Tápióbicsike
Csolnok
Köszárhegy

Magyar Köztársaság Nemzetközi Motocross Bajnokság Hungarian Int. MX Championship

Int. MX OB. 1.f (Monor)

Lapchart

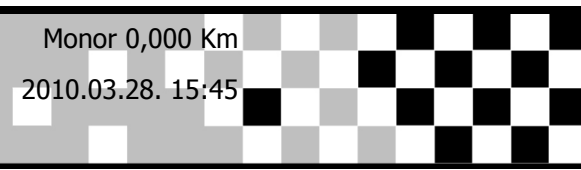
Race 2 - 2.futam

Monor 0,000 Km

2.osztály MX1/MX2

2010.03.28. 15:45

Race (15:00 and 2 Laps) started at 15:49:48



Competitors	Laps												
		0	1	2	3	4	5	6	7	8	9	10	11
PALKOVSKIS Dmitrijs (23)	1	23	22	22	22	22	23	23	23	23	23	23	23
HAVASI Zoltán (6)	2	6	23	5	5	23	5	5	5	5	5	5	5
SÁSKA Gábor (22)	3	22	5	23	23	5	22	89	89	89	89	89	89
MÁRTA Ferenc (71)	4	71	6	6	6	89	89	69	69	69	69	69	69
CSELŐTEI Csaba (388)	5	388	71	89	89	6	69	22	22	70	70	70	6
OPRA Ágoston (5)	6	5	4	71	69	69	6	6	70	6	6	6	70
SCHRENCKH Péter (4)	7	4	69	69	71	70	70	70	6	22	22	22	22
JUSZTUSZ Dániel (15)	8	15	89	70	70	71	71	71	71	71	716	716	716
ZSINÓR Gábor (21)	9	21	70	59	59	716	716	716	716	716	71	71	56
CSERNA Péter (78)	10	78	388	4	4	4	56	56	56	56	56	56	511
CSIKI Balázs (69)	11	69	21	21	21	78	78	511	511	511	511	511	71
FARKAS Szabolcs (70)	12	70	78	78	78	2	4	4	78	78	78	42	42
NAGY Patrik (42)	13	42	2	44	2	56	511	78	2	2	42	78	78
LÁNCZI Tibor (23*)	14	23*	59	2	716	511	2	2	42	42	2	2	2
GÁL Ádám (58)	15	58	44	42	511	21	21	42	4	37	37	55	55
BARACSKAI Péter (59)	16	59	42	716	77	42	42	37	37	4	55	37	37
BORDÁS László (89)	17	89	77	77	42	37	37	21	21	55	7	7	7
TAKÁCS Attila (2)	18	2	716	511	56	77	77	77	55	77	4	4	4
PROKSA Róbert (37)	19	37	37	37	37	58	58	58	77	7	77	77	77
ZANÓCZ Rolland (716)	20	716	58	388	58	388	55	55	7	21	21	21	21
VLADÁR Péter (44)	21	44	511	56	388	55	7	7	58	58	242	242	
LAUKO Mihály (941)	22	941	23*	58	55	94*	388	242	242	242	58	94*	
BECKER József (115)	23	115	941	94*	94*	242	242	388	388	94*	94*	58	
BORZA Tibor (59*)	24	59*	94*	55	242	7	94*	94*	94*	388	13	15	
KALMÁR NAGY László (38)	25	38	55	242	941	941	13	13	13	13	388	13	
GYEVÁT Dávid (94*)	26	94*	56	941	7	13	941	941	15	15	15	388	
NEGYEDY László (77)	27	77	59*	23*	13	115	115	115	115	115	38	38	
TÓTH József (55)	28	55	242	38	23*	38	38	15	38	38	115	115	
BORZÁK Máté (242)	29	242	115	13	115	23*	15	38	23*	23*	17	17	
TÁPAI Zoltán (17)	30	17	38	7	38	15	23*	23*	17	17	23*	23*	
VARSÁNYI Ottó (511)	31	511	17	59*	59*	94	59*	17	94	94	94	94	
BARTA Péter (122)	32	122	13	115	94	122	17	94	122	122	122	122	
PETE István (3)	33	3	122	17	122	59*	94	122	59*	59*	59*		
APÁGYI János (13)	34	13	3	94	15	17	122	59*					
Von REBENS Eugenius (94)	35	94	94	122	3								
KAINZ György (56)	36	56	7	3	17								
FORGÁCS József (7)	37	7	15	15	44								
-	38												
-	39												
-	40												
-	41												
-	42												

Az eredmény mindaddig ideiglenes, amíg azt a zsűri jóvá nem hagyta

Orbits

Versenyigazgató Zsűrielnök Időmérés vezetője
Clerk of the Course Jury President Chief Timekeeper



Printed: 2010.03.28. 17:46:51



Monor
Hódmezővásárhely
Piliscsév
Nyársapát
Kóka
Tápióbicsike
Csolnok
Kőszárhegy


Magyar Köztársaság Nemzetközi Motocross Bajnokság Hungarian Int. MX Championship

Int. MX OB. 1.f (Monor)

Total / Összetett

Monor 0,000 Km

2.osztály MX1 / MX2



Pos	No. Name	Make	Club	AA	Class	R1.	R2.	total points
1	23 PALKOVSKIS Dmitrijs	KTM	Center Motorsport Club		MX2 II.o	25	25	50
2	69 CSIKI Balázs	Honda	Energy Moto Team SE	2M	MX1 II.o	25	22	47
3	89 BORDÁS László	KTM	Center Motorsport Club		MX2 II.o	22	22	44
4	5 OPRA Ágoston	Honda	Nyársapáti Motocross Sportegyesület		MX1 II.o	18	25	43
5	6 HAVASI Zoltán	KTM	Nyári Pál Moto Cross Sportegyesület		MX1 II.o	20	20	40
6	70 FARKAS Szabolcs	KTM	Center Motorsport Club		MX2 II.o	18	20	38
7	716 ZANÓCZ Rolland	Suzuki	Suzuki Hollós Racing Team MSE		MX2 II.o	20	18	38
8	22 SÁSKA Gábor	Kawasaki	Bugyi Sport Egyesület		MX1 II.o	15	18	33
9	78 CSERNA Péter	Honda	Bugyi Sport Egyesület		MX2 II.o	15	15	30
10	2 TAKÁCS Attila	Yamaha	K?szárhegyi Motocross Club		MX2 II.o	16	14	30
11	42 NAGY Patrik	KTM	Pécsi Motoros Sportegyesület		MX2 II.o	13	16	29
12	71 MÁRTA Ferenc	Yamaha	MotorArt Sport és M?vészeti Egyesület		MX1 II.o	14	14	28
13	511 VARSÁNYI Ottó	Yamaha/ Kaw	Full Gas	2M	MX1 II.o	12	15	27
14	7 FORGÁCS József	KTM	Nyári Pál Moto Cross Sportegyesület		MX1 II.o	13	13	26
15	59 BARACSKAI Péter	Yamaha	Real Motorcentrum Motorsport Egyesület		MX1 II.o	22	4	26
16	21 ZSINÓR Gábor	Honda	Tápiómenti Motoros Klub		MX2 II.o	14	11	25
17	37 PROKSA Róbert	Yamaha	Bugyi Sport Egyesület		MX2 II.o	12	12	24
18	56 KAINZ György	Honda	Integrál Motoros Klub		MX1 II.o	7	16	23
19	55 TÓTH József	Suzuki	Újszilvási Motocross Sport Egyesület		MX2 II.o	10	13	23
20	4 SCHRENYKH Péter	Honda	Speed-Tech Motorsport Egyesület		MX1 II.o	9	12	21
21	77 NEGYEDY László	Yamaha	Hegyvidék Sport Szolg. Kft.		MX1 II.o	10	11	21
22	15 JUSZTUSZ Dániel	Suzuki	Full-Gas Motorsport Egyesület		MX1 II.o	11	10	21
23	58 GÁL Ádám	KTM	Paksi AMSE		MX2 II.o	11	8	19
24	94* GYEVÁT Dávid	Suzuki	Április 4. SE		MX2 II.o	8	9	17
25	44 VLADÁR Péter	Kawasaki	Nyári Pál Moto Cross Sportegyesület		MX1 II.o	16	0	16
26	38 KALMÁR NAGY László	Yamaha	MAMI SE		MX1 II.o	6	8	14
27	13 APÁGYI János	Yamaha/ KTM	Április 4. Motoros Klub		MX2 II.o	7	7	14
28	242 BORZÁK Máté	Honda	Bugyi Sport Egyesület		MX2 II.o	3	10	13
29	17 TÁPAI Zoltán	Honda	Center Motorsport Club		MX1 II.o	5	7	12
30	115 BECKER József	Yamaha	Nyári Pál Moto Cross Sportegyesület		MX2 II.o	5	6	11
31	23* LÁNCZI Tibor	KTM	Speed-Tech Motorsport Egyesület		MX1 II.o	4	6	10
32	388 CSELŐTEI Csaba	Honda	MAMI SE		MX1 II.o	0	9	9
33	251 SÁSKA Ferenc	Honda	Bugyi Sport Egyesület		MX2 II.o	9	0	9
34	94 Von REBENS Eugenius	Suzuki	Lengyelország		MX1 II.o	3	5	8
35	381 GRÓSZ Béla	KTM	K?szárhegyi Motocross Club		MX1 II.o	8	0	8
36	122 BARTA Péter	Suzuki	Nyársapáti Motocross Sportegyesület		MX2 II.o	1	5	6
37	59* BORZA Tibor	Kawasaki	Kiskunmajsai Sportegyesület		MX2 II.o	2	4	6
38	941 LAUKO Mihály	Kawasaki	Energy Moto Team		MX2 II.o	6	0	6
39	771 JAKOB Béla	Kawasaki	Energy Moto Team SE		MX2 II.o	4	0	4
40	3 PETE István	Suzuki	Center Motorsport Club		MX2 II.o	0	0	0
41	50 GERE László ifj.	Kawasaki	Bugyi Sport Egyesület		MX2 II.o	0	0	0
42	177 NAGY László	KTM	Cornus Sport Egyesület		MX1 II.o	0	0	0

Az eredmény mindaddig ideiglenes, amíg azt a zsűri jóvá nem hagyta

Orbits

Versenyigazgató Zsűrielnök Időmérés vezetője
Clerk of the Course Jury President Chief Timekeeper

