



Motor  
Hőmezővási hely  
Piliscsév  
Nyársapát  
Kóka  
Tápióbrácsa  
Csolnok  
Kőszárhegy

# Magyar Köztársaság Nemzetközi Motocross Bajnokság Hungarian Int. MX Championship

Int. MX OB 3.f. Piliscsév

Sorted on Best Lap time

Free Practice - Szabad Edzés

Piliscsév 2,000 Km

1.osztály MX1/MX2

2010.04.25. 09:50

Practice started at 9:49:15

Pos	PIC	No.	Name	Club	Make	AA	Class	Best Tm	Diff In Lap
1	1	4	CZUNI László	Suzuki Hollós RT	Suzuki	2M	MX1 I.o	1:52.135	4
2	2	108	NÉMETH Kornél	Paksi Autó és Motorsport Egyesület	KTM	2M	MX1 I.o	1:52.410	0.275 4
3	3	42	SZVOBODA Bence	Paksi Autó és Motorsport Egyesület	KTM	2M	MX1 I.o	1:54.318	2.183 8
4	4	8	LÉCZ Gergely	Real Motorcentrum Motorsport Egyesül	Suzuki	2M	MX1 I.o	1:54.563	2.428 5
5	5	266	BORKA János	Kawasaki Magyarország Motorsport Egy	Kawasaki	2M	MX1 I.o	1:55.048	2.913 7
6	6	3	DYLSKI Gábor	MAMI SE	Yamaha		MX1 I.o	1:55.600	3.465 7
7	1	141	HUGYECZ Erik	MAMI SE	Yamaha	2M	MX2 I.o	1:55.619	3.484 7
8	2	811	HUYSMANS Jimmy	Belgium	Yamaha		MX2 I.o	1:57.914	5.779 2
9	7	7	ADAMEK Imre	Langer Motorsport Zomba	KTM		MX1 I.o	1:58.218	6.083 10
10	8	20	KERNER László	Real Motorcentrum Motorsport Egyesül	Honda		MX1 I.o	1:59.135	7.000 6
11	3	102	NAGY Alex	Center Motorsport Club	KTM	2M	MX2 I.o	1:59.501	7.366 5
12	4	85	SOÓKY Zsolt	Integrál Motoros Klub	Honda		MX2 I.o	2:01.518	9.383 5
13	5	2	HUJBER Péter	Real Motorcentrum Motorsport Egyesül	KTM	2M	MX2 I.o	2:01.614	9.479 2
14	6	101	BÓDIS Roland	Center Motorsport Club	KTM		MX2 I.o	2:01.850	9.715 6
15	7	49	PÁL Markó	MX Maximum Energy Team	Kawasaki		MX2 I.o	2:02.712	10.577 8
16	8	201	MAJCHRÁK Jaroslav	Szlovákia	KTM		MX2 I.o	2:02.870	10.735 7
17	9	81	SZÉP-HORVÁTH Arnold	Kőszárhegyi Motocross Club	KTM		MX1 I.o	2:02.989	10.854 3
18	9	10	MAROSI Dávid	Real Motorcentrum Motorsport Egyesül	Suzuki		MX2 I.o	2:03.767	11.632 8
19	10	23	BUHEGGER Philipp	Ausztria	Kawasaki		MX2 I.o	2:05.591	13.456 7
20	11	505	PIATEK Bartos	Lengyelország	Yamaha		MX2 I.o	2:06.781	14.646 4
21	12	515	PIATEK Jakub	Lengyelország	Yamaha		MX2 I.o	2:06.842	14.707 7
22	13	66	MERKLER Gergely	Real Motorcentrum Motorsport Egyesül	Honda		MX2 I.o	2:07.660	15.525 4
23	14	321	FIRTOSVÁRI Gábor	Kawasaki Magyarország Motorsport Egy	Kawasaki	2M	MX2 I.o	2:09.733	17.598 5
24	15	171	JUHÁSZ Patrik	MX Team Sturovo	Yamaha		MX2 I.o	2:10.238	18.103 2
25	16	124	BERKES Dániel	MAMI SE	Yamaha	2M	MX2 I.o		0

Orbits





MOTOR  
HÓMEZŐVÁSÁRNAP  
PILISCSÉV  
NYÁRSAPÁT  
KÓKA  
TÁPLOBICSAKE  
CSOLNOK  
KÖSZÖNETNYELV

# Magyar Köztársaság Nemzetközi Motocross Bajnokság Hungarian Int. MX Championship

## Int. MX OB 3.f. Piliscsév

Free Practice - Szabad Edzés

1.osztály MX1/MX2

Practice started at 9:49:15

Piliscsév 2,000 Km

2010.04.25. 09:50

Lap	Lap Tm	Diff	Time of Day
<b>(4) CZUNI László</b>			
1	1:54.882	+2.747	9:53:26.806
2	13:43.954	+11:51.819	10:07:10.760
3	2:09.329	+17.194	10:09:20.089
4	<b>1:52.135</b>		10:11:12.224
5	2:34.711	+42.576	10:13:46.935
6	1:52.478	+0.343	10:15:39.413

<b>(108) NÉMETH Kornél</b>			
1	1:54.003	+1.593	9:54:33.186
2	5:23.923	+3:31.513	9:59:57.109
3	2:03.496	+11.086	10:02:00.605
4	<b>1:52.410</b>		10:03:53.015

<b>(42) SZVOBODA Bence</b>			
1	2:06.128	+11.810	9:54:45.255
2	1:55.290	+0.972	9:56:40.545
3	2:02.308	+7.990	9:58:42.853
4	5:24.144	+3:29.826	10:04:06.997
5	2:13.936	+19.618	10:06:20.933
6	3:32.852	+1:38.534	10:09:53.785
7	2:00.150	+5.832	10:11:53.935
8	<b>1:54.318</b>		10:13:48.253
9	2:37.206	+42.888	10:16:25.459

<b>(8) LÉCZ Gergely</b>			
1	3:09.800	+1:15.237	9:55:18.407
2	2:07.991	+13.428	9:57:26.398
3	1:56.023	+1.460	9:59:22.421
4	2:24.194	+29.631	10:01:46.615
5	<b>1:54.563</b>		10:03:41.178
6	5:46.634	+3:52.071	10:09:27.812
7	2:36.741	+42.178	10:12:04.553
8	1:54.879	+0.316	10:13:59.432
9	3:03.211	+1:08.648	10:17:02.643

<b>(266) BORKA János</b>			
1	1:56.248	+1.200	9:53:14.985
2	3:28.491	+1:33.443	9:56:43.476
3	2:00.620	+5.572	9:58:44.096
4	3:05.662	+1:10.614	10:01:49.758
5	2:11.931	+16.883	10:04:01.689
6	2:33.388	+38.340	10:06:35.077
7	<b>1:55.048</b>		10:08:30.125
8	1:56.627	+1.579	10:10:26.752

<b>(3) DYLSKI Gábor</b>			
1	2:06.861	+11.261	9:55:00.803
2	1:56.013	+0.413	9:56:56.816
3	2:23.488	+27.888	9:59:20.304
4	2:04.580	+8.980	10:01:24.884
5	5:48.038	+3:52.438	10:07:12.922
6	2:33.774	+38.174	10:09:46.696
7	<b>1:55.600</b>		10:11:42.296
8	2:20.446	+24.846	10:14:02.742
9	2:32.907	+37.307	10:16:35.649

<b>(141) HUGYECZ Erik</b>			
1	2:02.371	+6.752	9:54:11.310
2	1:56.976	+1.357	9:56:08.286
3	2:20.828	+25.209	9:58:29.114
4	3:23.383	+1:27.764	10:01:52.497
5	2:02.270	+6.651	10:03:54.767
6	2:20.300	+24.681	10:06:15.067
7	<b>1:55.619</b>		10:08:10.686

8	4:26.207	+2:30.588	10:12:36.893
9	2:33.248	+37.629	10:15:10.141

<b>(811) HUYSMANS Jimmy</b>			
1	2:10.172	+12.258	9:55:10.911
2	<b>1:57.914</b>		9:57:08.825
3	1:58.901	+0.987	9:59:07.726
4	8:07.349	+6:09.435	10:07:15.075
5	2:51.334	+53.420	10:10:06.409
6	2:21.414	+23.500	10:12:27.823
7	1:58.013	+0.099	10:14:25.836

<b>(7) ADAMEK Imre</b>			
1	1:59.260	+1.042	9:53:23.350
2	1:58.704	+0.486	9:55:22.054
3	1:59.289	+1.071	9:57:21.343
4	1:59.875	+1.657	9:59:21.218
5	1:59.583	+1.365	10:01:20.801
6	1:58.883	+0.665	10:03:19.684
7	5:26.957	+3:28.739	10:08:46.641
8	2:12.671	+14.453	10:10:59.312
9	2:39.070	+40.852	10:13:38.382
10	<b>1:58.218</b>		10:15:36.600

<b>(20) KERNER László</b>			
1	2:01.975	+2.840	9:53:54.071
2	2:00.925	+1.790	9:55:54.996
3	2:00.340	+1.205	9:57:55.336
4	3:45.448	+1:46.313	10:01:40.784
5	2:18.128	+18.993	10:03:58.912
6	<b>1:59.135</b>		10:05:58.047
7	1:59.648	+0.513	10:07:57.695
8	4:19.650	+2:20.515	10:12:17.345
9	2:02.063	+2.928	10:14:19.408
10	2:01.409	+2.274	10:16:20.817

<b>(102) NAGY Alex</b>			
1	2:08.740	+9.239	9:53:37.032
2	2:00.538	+1.037	9:55:37.570
3	3:34.004	+1:34.503	9:59:11.574
4	2:23.083	+23.582	10:01:34.657
5	<b>1:59.501</b>		10:03:34.158
6	1:59.612	+0.111	10:05:33.770
7	2:41.563	+42.062	10:08:15.333
8	2:17.754	+18.253	10:10:33.087
9	1:59.854	+0.353	10:12:32.941
10	2:50.981	+51.480	10:15:23.922

<b>(85) SOÓKY Zsolt</b>			
1	2:10.402	+8.884	9:54:14.071
2	2:02.951	+1.433	9:56:17.022
3	4:50.465	+2:48.947	10:01:07.487
4	2:42.093	+40.575	10:03:49.580
5	<b>2:01.518</b>		10:05:51.098
6	4:46.056	+2:44.538	10:10:37.154

<b>(2) HUJBER Péter</b>			
1	2:03.927	+2.313	9:54:06.023
2	<b>2:01.614</b>		9:56:07.637
3	2:03.331	+1.717	9:58:10.968
4	2:02.315	+0.701	10:00:13.283
5	6:50.943	+4:49.329	10:07:04.226
6	2:03.468	+1.854	10:09:07.694
7	2:01.803	+0.189	10:11:09.497
8	2:01.717	+0.103	10:13:11.214
9	4:08.488	+2:06.874	10:17:19.702

<b>(101) BÓDIS Roland</b>			
1	2:05.924	+4.074	9:53:44.707
2	2:16.045	+14.195	9:56:00.752
3	2:17.860	+16.010	9:58:18.612
4	2:08.406	+6.556	10:00:27.018
5	6:55.867	+4:54.017	10:07:22.885
6	<b>2:01.850</b>		10:09:24.735
7	2:07.370	+5.520	10:11:32.105
8	2:11.322	+9.472	10:13:43.427
9	2:36.205	+34.355	10:16:19.632

<b>(49) PÁL Markó</b>			
1	2:21.891	+19.179	9:54:21.682
2	2:11.215	+8.503	9:56:32.897
3	2:04.645	+1.933	9:58:37.542
4	2:26.541	+23.829	10:01:04.083
5	2:04.312	+1.600	10:03:08.395
6	5:20.013	+3:17.301	10:08:28.408
7	2:42.322	+39.610	10:11:10.730
8	<b>2:02.712</b>		10:13:13.442
9	3:37.224	+1:34.512	10:16:50.666

<b>(201) MAJCHRÁK Jaroslav</b>			
1	2:11.452	+8.582	9:54:02.042
2	2:05.336	+2.466	9:56:07.378
3	2:26.682	+23.812	9:58:34.060
4	2:05.224	+2.354	10:00:39.284
5	8:08.888	+6:06.018	10:08:48.172
6	2:14.046	+11.176	10:11:02.218
7	<b>2:02.870</b>		10:13:05.088
8	2:24.666	+21.796	10:15:29.754

<b>(81) SZÉP-HORVÁTH Arnold</b>			
1	2:06.014	+3.025	9:53:52.148
2	2:04.779	+1.790	9:55:56.927
3	<b>2:02.989</b>		9:57:59.916
4	2:03.031	+0.042	10:00:02.947
5	2:29.113	+26.124	10:02:32.060
6	4:48.875	+2:45.886	10:07:20.935
7	2:28.837	+25.848	10:09:49.772
8	2:09.821	+6.832	10:11:59.593
9	2:07.861	+4.872	10:14:07.454
10	2:08.141	+5.152	10:16:15.595

<b>(10) MAROSI Dávid</b>			
1	2:07.359	+3.592	9:53:41.877
2	2:04.426	+0.659	9:55:46.303
3	2:15.004	+11.237	9:58:01.307
4	2:42.511	+38.744	10:00:43.818
5	2:05.553	+1.786	10:02:49.371
6	3:13.154	+1:09.387	10:06:02.525
7	2:36.400	+32.633	10:08:38.925
8	<b>2:03.767</b>		10:10:42.692
9	4:08.136	+2:04.369	10:14:50.828

<b>(23) BUCHEGGER Philipp</b>			
1	2:17.479	+11.888	9:54:35.224
2	2:13.311	+7.720	9:56:48.535
3	2:15.569	+9.978	9:59:04.104
4	2:10.271	+4.680	10:01:14.375
5	5:11.428	+3:05.837	10:06:25.803
6	2:16.610	+11.019	10:08:42.413
7	<b>2:05.591</b>		10:10:48.004
8	2:20.117	+14.526	10:13:08.121
9	2:27.548	+21.957	10:15:35.669

Orbits





Monor  
Hódmezővásárhely  
Piliscsév  
Nyársapát  
Kóka  
Tápióbicske  
Csolnok  
Köszartegy

# Magyar Köztársaság Nemzetközi Motocross Bajnokság Hungarian Int. MX Championship

## Int. MX OB 3.f. Piliscsév

Free Practice - Szabad Edzés

Piliscsév 2,000 Km

1.osztály MX1/MX2

2010.04.25. 09:50

Practice started at 9:49:15

Lap	Lap Tm	Diff	Time of Day
<b>(505) PIATEK Bartos</b>			
1	2:11.625	+4.844	9:53:50.105
2	2:09.877	+3.096	9:55:59.982
3	2:17.446	+10.665	9:58:17.428
4	<b>2:06.781</b>		10:00:24.209
5	4:10.920	+2:04.139	10:04:35.129
6	2:32.182	+25.401	10:07:07.311
7	2:07.568	+0.787	10:09:14.879
8	2:06.849	+0.068	10:11:21.728
9	3:55.675	+1:48.894	10:15:17.403

Lap	Lap Tm	Diff	Time of Day
<b>(515) PIATEK Jakub</b>			
1	2:16.771	+9.929	9:53:46.991
2	2:07.487	+0.645	9:55:54.478
3	2:55.999	+49.157	9:58:50.477
4	2:06.858	+0.016	10:00:57.335
5	4:12.422	+2:05.580	10:05:09.757
6	2:17.499	+10.657	10:07:27.256
7	<b>2:06.842</b>		10:09:34.098
8	2:33.044	+26.202	10:12:07.142
9	2:07.227	+0.385	10:14:14.369
10	2:50.980	+44.138	10:17:05.349

Lap	Lap Tm	Diff	Time of Day
<b>(66) MERKLER Gergely</b>			
1	2:14.577	+6.917	9:53:59.548
2	2:11.817	+4.157	9:56:11.365
3	2:13.272	+5.612	9:58:24.637
4	<b>2:07.660</b>		10:00:32.297
5	4:39.855	+2:32.195	10:05:12.152
6	2:20.191	+12.531	10:07:32.343
7	2:09.204	+1.544	10:09:41.547
8	4:49.917	+2:42.257	10:14:31.464

Lap	Lap Tm	Diff	Time of Day
<b>(321) FIRTOSVÁRI Gábor</b>			
1	2:11.949	+2.216	9:54:26.966
2	2:13.164	+3.431	9:56:40.130
3	2:22.498	+12.765	9:59:02.628
4	3:37.388	+1:27.655	10:02:40.016
5	<b>2:09.733</b>		10:04:49.749
6	2:11.005	+1.272	10:07:00.754
7	2:31.182	+21.449	10:09:31.936
8	2:09.859	+0.126	10:11:41.795
9	3:02.362	+52.629	10:14:44.157

Lap	Lap Tm	Diff	Time of Day
<b>(171) JUHÁSZ Patrik</b>			
1	2:12.090	+1.852	9:54:24.839
2	<b>2:10.238</b>		9:56:35.077
3	3:07.383	+57.145	9:59:42.460
4	2:21.442	+11.204	10:02:03.902
5	2:16.871	+6.633	10:04:20.773
6	2:24.802	+14.564	10:06:45.575
7	2:36.338	+26.100	10:09:21.913
8	2:34.240	+24.002	10:11:56.153
9	2:10.483	+0.245	10:14:06.636
10	2:50.708	+40.470	10:16:57.344

Orbits





Motocross  
Hódmezővásárhely  
Piliscsév  
Nyársapát  
Kóka  
Tápióbicsake  
Csolnok  
Kőszárhegy

# Magyar Köztársaság Nemzetközi Motocross Bajnokság Hungarian Int. MX Championship

Int. MX OB 3.f. Piliscsév

Sorted on Best Lap time

Qualifying - Mért Edzés

Piliscsév 2,000 Km

1.osztály MX1/MX2

2010.04.25. 11:15

Qualifying started at 11:15:31

Pos	PIC	No.	Name	Club	Make	AA	Class	Best Tm	Diff In Lap
1	1	108	NÉMETH Kornél	Paksi Autó és Motorsport Egyesület	KTM	2M	MX1 I.o	1:51.094	3
2	2	42	SZVOBODA Bence	Paksi Autó és Motorsport Egyesület	KTM	2M	MX1 I.o	1:53.746	2.652
3	3	8	LÉCZ Gergely	Real Motorcentrum Motorsport Egyesület	Suzuki	2M	MX1 I.o	1:54.815	3.721
4	4	266	BORKA János	Kawasaki Magyarország Motorsport Egyesület	Kawasaki	2M	MX1 I.o	1:55.185	4.091
5	5	7	ADAMEK Imre	Langer Motorsport Zomba	KTM		MX1 I.o	1:56.608	5.514
6	6	3	DYLSKI Gábor	MAMI Yamaha Fehér	Yamaha		MX1 I.o	1:57.057	5.963
7	1	321	FIRTOSVÁRI Gábor	Kawasaki Magyarország Motorsport Egyesület	Kawasaki	2M	MX2 I.o	1:58.098	7.004
8	2	811	HUYSMANS Jimmy	Belgium MAMI Yamaha Fehér	Yamaha		MX2 I.o	1:58.468	7.374
9	3	102	NAGY Alex	Center Motorsport Club	KTM	2M	MX2 I.o	2:00.182	9.088
10	4	101	BÓDIS Roland	Center Motorsport Club	KTM		MX2 I.o	2:01.631	10.537
11	5	2	HUJBER Péter	Real Motorcentrum Motorsport Egyesület	KTM	2M	MX2 I.o	2:02.335	11.241
12	6	10	MAROSI Dávid	Real Motorcentrum Motorsport Egyesület	Suzuki		MX2 I.o	2:02.394	11.300
13	7	81	SZÉP-HORVÁTH Arnold	Kőszárhegyi Motocross Club	KTM		MX1 I.o	2:02.745	11.651
14	7	124	BERKES Dániel	MAMI Yamaha Fehér	Yamaha	2M	MX2 I.o	2:03.061	11.967
15	8	201	MAJCHRÁK Jaroslav	Szlovákia	KTM		MX2 I.o	2:03.274	12.180
16	9	49	PÁL Markó	MX Maximum Energy Team	Kawasaki		MX2 I.o	2:05.220	14.126
17	10	66	MERKLER Gergely	Real Motorcentrum Motorsport Egyesület	Honda		MX2 I.o	2:05.650	14.556
18	11	515	PIATEK Jakub	Lengyelország	Yamaha		MX2 I.o	2:06.134	15.040
19	12	23	BUCHEGGER Philipp	Ausztria	Kawasaki		MX2 I.o	2:06.204	15.110
20	13	171	JUHÁSZ Patrik	MX Team Sturovo	Yamaha		MX2 I.o	2:07.559	16.465
21	8	20	KERNER László	Real Motorcentrum Motorsport Egyesület	Honda		MX1 I.o		0
Not classified									
DQ	DQ	141	HUGYECZ Erik	MAMI Yamaha Fehér	Yamaha	2M	MX2 I.o	1:58.834	2
DQ	DQ	85	SOÓKY Zsolt	Integrál Motoros Klub	Honda		MX2 I.o	2:02.265	1
DQ	DQ	505	PIATEK Bartos	Lengyelország	Yamaha		MX2 I.o	2:08.408	1
DQ	DQ	4	CZUNI László	Románia-Suzuki Hollós RT	Suzuki	2M	MX1 I.o	2:15.320	1

## Announcements

Büntetés: Sárga zászló figyelmen kívül hagyása miatt kizárva 4, 85, 141, 505.

Penalty: Disqualification because of dismissing the yellow flag: 4, 85, 141, 505.

Orbits





Motocross  
Hódmezővásárhely  
Piliscsév  
Nyársapát  
Kóka  
Táplóbecske  
Csofnok  
Kőszárhegy

# Magyar Köztársaság Nemzetközi Motocross Bajnokság Hungarian Int. MX Championship

Int. MX OB 3.f. Piliscsév

Qualifying - Mért Edzés

1.osztály MX1/MX2

Qualifying started at 11:15:31

Piliscsév 2,000 Km

2010.04.25. 11:15

Lap	Lap Tm	Diff	Time of Day
<b>(108) NÉMETH Kornél</b>			
1	1:53.308	+2.214	11:22:19.911
2	27:46.644	+25:55.550	11:50:06.555
3	<b>1:51.094</b>		11:51:57.649
4	5:26.967	+3:35.873	11:57:24.616
5	2:53.462	+1:02.368	12:00:18.078
6	1:51.161	+0.067	12:02:09.239
7	2:29.181	+38.087	12:04:38.420
8	2:13.612	+22.518	12:06:52.032

Lap	Lap Tm	Diff	Time of Day
<b>(42) SZVOBODA Bence</b>			
1	3:24.577	+1:30.831	11:22:51.921
2	26:31.851	+24:38.105	11:51:27.816
3	1:55.393	+1.647	11:53:23.209
4	2:23.412	+29.666	11:55:46.621
5	2:47.533	+53.787	11:58:34.154
6	<b>1:53.746</b>		12:00:27.900
7	1:54.808	+1.062	12:02:22.708

Lap	Lap Tm	Diff	Time of Day
<b>(8) LÉCZ Gergely</b>			
1	<b>1:54.815</b>		11:19:32.325
2	2:25.839	+31.024	11:21:58.164
3	34:17.788	+32:22.973	11:58:11.409
4	2:32.495	+37.680	12:00:43.904
5	1:55.833	+1.018	12:02:39.737
6	2:44.375	+49.560	12:05:24.112

Lap	Lap Tm	Diff	Time of Day
<b>(266) BORKA János</b>			
1	2:17.199	+22.014	11:21:17.762
2	1:56.498	+1.313	11:23:14.260
3	27:43.960	+25:48.775	11:50:58.220
4	1:56.202	+1.017	11:52:54.422
5	1:56.503	+1.318	11:54:50.925
6	2:35.624	+40.439	11:57:26.549
7	<b>1:55.185</b>		11:59:21.734
8	3:31.932	+1:36.747	12:02:53.666
9	4:06.047	+2:10.862	12:06:59.713

Lap	Lap Tm	Diff	Time of Day
<b>(7) ADAMEK Imre</b>			
1	1:59.264	+2.656	11:19:59.791
2	2:29.655	+33.047	11:22:29.446
3	26:04.452	+24:07.844	11:50:32.337
4	1:57.818	+1.210	11:52:30.155
5	2:12.463	+15.855	11:54:42.618
6	1:56.788	+0.180	11:56:39.406
7	2:41.962	+45.354	11:59:21.368
8	<b>1:56.608</b>		12:01:17.976
9	2:52.302	+55.694	12:04:10.278
10	3:28.583	+1:31.975	12:07:38.861

Lap	Lap Tm	Diff	Time of Day
<b>(3) DYLSKI Gábor</b>			
1	2:27.288	+30.231	11:21:47.670
2	2:02.961	+5.904	11:23:50.631
3	25:27.537	+23:30.480	11:52:02.830
4	1:57.139	+0.082	11:53:59.969
5	2:23.380	+26.323	11:56:23.349
6	<b>1:57.057</b>		11:58:20.406

Lap	Lap Tm	Diff	Time of Day
<b>(321) FIRTOVÁRI Gábor</b>			
1	<b>1:58.098</b>		11:20:20.556
2	30:53.851	+28:55.753	11:51:14.407
3	1:58.379	+0.281	11:53:12.786
4	2:18.588	+20.490	11:55:31.374
5	1:58.801	+0.703	11:57:30.175
6	3:53.143	+1:55.045	12:01:23.318

Lap	Lap Tm	Diff	Time of Day
7	2:17.625	+19.527	12:03:40.943
8	2:00.252	+2.154	12:05:41.195
<b>(811) HUYSMANS Jimmy</b>			
1	2:01.485	+3.017	11:22:00.046
2	26:15.141	+24:16.673	11:50:14.498
3	<b>1:58.468</b>		11:52:12.966
4	1:59.876	+1.408	11:54:12.842
5	2:23.528	+25.060	11:56:36.370
6	1:59.231	+0.763	11:58:35.601
7	1:59.675	+1.207	12:00:35.276

Lap	Lap Tm	Diff	Time of Day
<b>(102) NAGY Alex</b>			
1	<b>2:00.182</b>		11:19:28.847
2	2:54.401	+54.219	11:22:23.248
3	25:26.996	+23:26.814	11:50:17.791
4	2:00.536	+0.354	11:52:18.327
5	2:00.845	+0.663	11:54:19.172
6	2:30.990	+30.808	11:56:50.162
7	2:00.282	+0.100	11:58:50.444
8	2:00.701	+0.519	12:00:51.145
9	2:41.717	+41.535	12:03:32.862
10	2:00.938	+0.756	12:05:33.800

Lap	Lap Tm	Diff	Time of Day
<b>(101) BÓDIS Roland</b>			
1	<b>2:01.631</b>		11:20:39.601
2	26:44.309	+24:42.678	11:51:21.850
3	2:03.350	+1.719	11:53:25.200
4	2:24.444	+22.813	11:55:49.644
5	5:56.988	+3:55.357	12:01:46.632
6	2:02.953	+1.322	12:03:49.585
7	2:34.903	+33.272	12:06:24.488

Lap	Lap Tm	Diff	Time of Day
<b>(2) HUJBER Péter</b>			
1	26:41.864	+24:39.529	11:51:04.363
2	2:04.482	+2.147	11:53:08.845
3	<b>2:02.335</b>		11:55:11.180
4	2:41.871	+39.536	11:57:53.051
5	2:02.568	+0.233	11:59:55.619
6	2:03.070	+0.735	12:01:58.689
7	3:52.621	+1:50.286	12:05:51.310

Lap	Lap Tm	Diff	Time of Day
<b>(10) MAROSI Dávid</b>			
1	<b>2:02.394</b>		11:19:42.595
2	2:35.497	+33.103	11:22:18.092
3	25:48.724	+23:46.330	11:50:23.221
4	2:05.301	+2.907	11:52:28.522
5	2:03.656	+1.262	11:54:32.178
6	5:19.226	+3:16.832	11:59:51.404
7	2:31.024	+28.630	12:02:22.428
8	2:03.148	+0.754	12:04:25.576
9	2:41.402	+39.008	12:07:06.978

Lap	Lap Tm	Diff	Time of Day
<b>(81) SZÉP-HORVÁTH Arnold</b>			
1	2:03.857	+1.112	11:21:08.469
2	2:16.554	+13.809	11:23:25.023
3	24:21.616	+22:18.871	11:50:21.405
4	<b>2:02.745</b>		11:52:24.150
5	2:03.589	+0.844	11:54:27.739
6	2:39.927	+37.182	11:57:07.666
7	2:03.340	+0.595	11:59:11.006
8	2:45.588	+42.843	12:01:56.594
9	2:06.428	+3.683	12:04:03.022
10	2:04.135	+1.390	12:06:07.157

Lap	Lap Tm	Diff	Time of Day
<b>(124) BERKES Dániel</b>			

Lap	Lap Tm	Diff	Time of Day
1	2:05.963	+2.902	11:19:49.555
2	3:05.565	+1:02.504	11:22:55.120
3	24:58.991	+22:55.930	11:50:29.124
4	<b>2:03.061</b>		11:52:32.185
5	3:12.684	+1:09.623	11:55:44.869
6	2:24.155	+21.094	11:58:09.024
7	2:19.405	+16.344	12:00:28.429
8	2:19.858	+16.797	12:02:48.287
9	2:18.568	+15.507	12:05:06.855

Lap	Lap Tm	Diff	Time of Day
<b>(201) MAJCHRÁK János</b>			
1	2:06.780	+3.506	11:20:09.902
2	2:07.239	+3.965	11:22:17.141
3	26:09.303	+24:06.029	11:50:36.326
4	2:05.388	+2.114	11:52:41.714
5	2:19.085	+15.811	11:55:00.799
6	<b>2:03.274</b>		11:57:04.073
7	2:04.682	+1.408	11:59:08.755
8	4:19.500	+2:16.226	12:03:28.255
9	2:33.124	+29.850	12:06:01.379

Lap	Lap Tm	Diff	Time of Day
<b>(49) PÁL Márkó</b>			
1	2:33.674	+28.454	11:22:05.360
2	26:22.756	+24:17.536	11:50:33.575
3	2:07.002	+1.782	11:52:40.577
4	2:25.995	+20.775	11:55:06.572
5	<b>2:05.220</b>		11:57:11.792
6	2:35.119	+29.899	11:59:46.911
7	2:05.275	+0.055	12:01:52.186
8	3:53.041	+1:47.821	12:05:45.227

Lap	Lap Tm	Diff	Time of Day
<b>(66) MERKLER Gergely</b>			
1	2:18.720	+13.070	11:20:33.953
2	2:08.376	+2.726	11:22:42.329
3	28:27.397	+26:21.747	11:51:09.726
4	2:24.569	+18.919	11:53:34.295
5	2:06.545	+0.895	11:55:40.840
6	<b>2:05.650</b>		11:57:46.490

Lap	Lap Tm	Diff	Time of Day
<b>(515) PIATEK Jakub</b>			
1	<b>2:06.134</b>		11:20:17.062
2	2:48.619	+42.485	11:23:05.681
3	24:16.127	+22:09.993	11:50:45.419
4	2:07.207	+1.073	11:52:52.626
5	2:43.828	+37.694	11:55:36.454
6	2:06.728	+0.594	11:57:43.182
7	4:36.363	+2:30.229	12:02:19.545
8	2:17.225	+11.091	12:04:36.770
9	2:06.945	+0.811	12:06:43.715

Lap	Lap Tm	Diff	Time of Day
<b>(23) BUCHEGGER Philipp</b>			
1	2:31.282	+25.078	11:22:08.559
2	26:42.130	+24:35.926	11:51:01.907
3	2:06.356	+0.152	11:53:08.263
4	2:07.328	+1.124	11:55:15.591
5	2:42.591	+36.387	11:57:58.182
6	<b>2:06.204</b>		12:00:04.386
7	5:06.554	+3:00.350	12:05:10.940

Lap	Lap Tm	Diff	Time of Day
<b>(171) JUHÁSZ Patrik</b>			
1	<b>2:07.559</b>		11:21:02.654
2	2:33.230	+25.671	11:23:35.884
3	26:46.257	+24:38.698	11:50:22.141
4	2:09.101	+1.542	11:52:31.242
5	2:42.809	+35.250	11:55:14.051
6	2:07.589	+0.030	11:57:21.640

Orbits





Monor  
Hódmezővásárhely  
Piliscsév  
Nyársapát  
Kóka  
Tápióbicske  
Csolnok  
Köszánthegy

Magyar Köztársaság Nemzetközi  
Motocross Bajnokság  
Hungarian Int. MX Championship

Int. MX OB 3.f. Piliscsév

Qualifying - Mért Edzés

Piliscsév 2,000 Km

1.osztály MX1/MX2

2010.04.25. 11:15

Qualifying started at 11:15:31

Lap	Lap Tm	Diff	Time of Day
7	2:40.931	+33.372	12:00:02.571
8	2:08.298	+0.739	12:02:10.869
9	2:49.478	+41.919	12:05:00.347

(141) HUGYECZ Erik

Lap	Lap Tm	Diff	Time of Day
1	2:10.813	+11.979	11:19:53.059
2	<b>1:58.834</b>		11:21:51.893

(85) SOÓKY Zsolt

Lap	Lap Tm	Diff	Time of Day
1	<b>2:02.265</b>		11:22:33.818

(505) PIATEK Bartos

Lap	Lap Tm	Diff	Time of Day
1	<b>2:08.408</b>		11:20:03.584
2	2:35.600	+27.192	11:22:39.184

(4) CZUNI László

Lap	Lap Tm	Diff	Time of Day
1	<b>2:15.320</b>		11:23:01.721

Lap Lap Tm Diff Time of Day

Lap Lap Tm Diff Time of Day





MOTOR  
HÓMEZŐVÁSÁRHÉLY  
PILISCSÉV  
NYÁRSAPÁT  
KÓKA  
TÁPIÓBICSAKE  
CSOLNOK  
KÖSZÁRHEGY

# Magyar Köztársaság Nemzetközi Motocross Bajnokság Hungarian Int. MX Championship

Int. MX OB 3.f. Piliscsév

Sorted on Laps

Race 1 - 1.futam

Piliscsév 2,000 Km

1.osztály MX1/MX2

2010.04.25. 14:10

Race (25:00 and 2 Laps) started at 14:13:12

Pos	PIC	No.	Name	Club	Make	AA	Class	Laps	Total Tm	Diff	Best Tm	Lap
1	1	108	NÉMETH Kornél	Paksi Autó és Motorsport Egyesület	KTM	2M	MX1 I.o	14	29:19.653		1:54.258	1
2	2	266	BORKA János	Kawasaki Magyarország Motorsport Egyesület	Kawasaki	2M	MX1 I.o	14	29:39.215	19.562	1:56.309	1
3	3	4	CZUNI László	Románia-Suzuki Hollós RT	Suzuki	2M	MX1 I.o	14	29:46.425	26.772	1:56.755	3
4	4	42	SZVOBODA Bence	Paksi Autó és Motorsport Egyesület	KTM	2M	MX1 I.o	14	30:40.939	1:21.286	1:58.295	2
5	5	8	LÉCZ Gergely	Real Motorcentrum Motorsport Egyesület	Suzuki	2M	MX1 I.o	14	30:59.484	1:39.831	1:58.975	1
6	1	811	HUYSMANS Jimmy	Belgium MAMI Yamaha Fehér	Yamaha		MX2 I.o	14	31:10.391	1:50.738	2:01.787	1
7	6	7	ADAMEK Imre	Langer Motorsport Zomba	KTM		MX1 I.o	13	29:20.679	1 Lap	2:02.011	2
8	2	141	HUGYECZ Erik	MAMI Yamaha Fehér	Yamaha	2M	MX2 I.o	13	29:23.548	1 Lap	2:01.948	2
9	7	3	DYLSKI Gábor	MAMI Yamaha Fehér	Yamaha		MX1 I.o	13	29:27.737	1 Lap	2:01.785	2
10	3	321	FIRTOSVÁRI Gábor	Kawasaki Magyarország Motorsport Egyesület	Kawasaki	2M	MX2 I.o	13	29:29.852	1 Lap	2:04.078	3
11	4	85	SOÓKY Zsolt	Integrál Motoros Klub	Honda		MX2 I.o	13	29:37.254	1 Lap	2:05.532	2
12	5	2	HUJBER Péter	Real Motorcentrum Motorsport Egyesület	KTM	2M	MX2 I.o	13	29:40.615	1 Lap	2:04.981	2
13	6	102	NAGY Alex	Center Motorsport Club	KTM	2M	MX2 I.o	13	30:19.197	1 Lap	2:04.879	2
14	7	10	MAROSI Dávid	Real Motorcentrum Motorsport Egyesület	Suzuki		MX2 I.o	13	30:45.661	1 Lap	2:08.230	2
15	8	201	MAJCHRÁK Jaroslav	Szlovákia	KTM		MX2 I.o	13	30:50.210	1 Lap	2:08.960	3
16	9	49	PÁL Markó	MX Maximum Energy Team	Kawasaki		MX2 I.o	13	31:01.982	1 Lap	2:10.221	9
17	10	515	PIATEK Jakub	Lengyelország	Yamaha		MX2 I.o	13	31:21.304	1 Lap	2:10.270	1
18	8	81	SZÉP-HORVÁTH Arnold	Kőszárhegyi Motocross Club	KTM		MX1 I.o	13	31:23.368	1 Lap	2:08.335	2
19	11	23	BUHEGGER Philipp	Ausztria	Kawasaki		MX2 I.o	12	29:27.983	2 Laps	2:12.060	3
20	12	505	PIATEK Bartos	Lengyelország	Yamaha		MX2 I.o	12	29:31.837	2 Laps	2:12.215	2
21	13	171	JUHÁSZ Patrik	MX Team Sturovo	Yamaha		MX2 I.o	12	29:36.949	2 Laps	2:11.870	2
22	14	66	MERKLER Gergely	Real Motorcentrum Motorsport Egyesület	Honda		MX2 I.o	12	30:04.865	2 Laps	2:11.105	3
23	15	124	BERKES Dániel	MAMI Yamaha Fehér	Yamaha	2M	MX2 I.o	12	31:08.166	2 Laps	2:05.649	1
24	16	101	BÓDIS Roland	Center Motorsport Club	KTM		MX2 I.o	12	31:30.350	2 Laps	2:06.599	1

Not classified (75% = 10 Laps)

NS	DNS	20	KERNER László	Real Motorcentrum Motorsport Egyesület	Honda		MX1 I.o			DNS		0
----	-----	----	---------------	--	-------	--	---------	--	--	-----	--	---

Margin of Victory	Avg. Speed	Best Lap Tm	Best Speed	Best Lap by
19.562	57,284	1:54.258	63,015	108 - NÉMETH Kornél

Orbits





Motocross  
Hódmezővásárhely  
Piliscsév  
Nyársapát  
Kóka  
Tápióbicske  
Csolnok  
Kőszárhegy

# Magyar Köztársaság Nemzetközi Motocross Bajnokság Hungarian Int. MX Championship

Int. MX OB 3.f. Piliscsév

Sorted on Laps

Race 1 - 1.futam

Piliscsév 2,000 Km

1.osztály MX1/MX2

2010.04.25. 14:10

Race (25:00 and 2 Laps) started at 14:13:12

Pos	PIC	No.	Name	Club	Make	AA	Class	Laps	Total Tm	Diff	Best Tm	Lap
MX1 I.o												
1	1	108	NÉMETH Kornél	Paksi Autó és Motorsport Egyesület	KTM	2M	MX1 I.o	14	29:19.653		1:54.258	1
2	2	266	BORKA János	Kawasaki Magyarország Motorsport Egyesület	Kawasaki	2M	MX1 I.o	14	29:39.215	19.562	1:56.309	1
3	3	4	CZUNI László	Románia-Suzuki Hollós RT	Suzuki	2M	MX1 I.o	14	29:46.425	26.772	1:56.755	3
4	4	42	SZVOBODA Bence	Paksi Autó és Motorsport Egyesület	KTM	2M	MX1 I.o	14	30:40.939	1:21.286	1:58.295	2
5	5	8	LÉCZ Gergely	Real Motorcentrum Motorsport Egyesület	Suzuki	2M	MX1 I.o	14	30:59.484	1:39.831	1:58.975	1
6	6	7	ADAMEK Imre	Langer Motorsport Zomba	KTM		MX1 I.o	13	29:20.679	1 Lap	2:02.011	2
7	7	3	DYLSKI Gábor	MAMI Yamaha Fehér	Yamaha		MX1 I.o	13	29:27.737	1 Lap	2:01.785	2
8	8	81	SZÉP-HORVÁTH Arnold	Kőszárhegyi Motocross Club	KTM		MX1 I.o	13	31:23.368	1 Lap	2:08.335	2

Not classified (75% = 10 Laps)

NS	DNS	20	KERNER László	Real Motorcentrum Motorsport Egyesület	Honda		MX1 I.o			DNS		0
----	-----	----	---------------	--	-------	--	---------	--	--	-----	--	---

MX2 I.o

1	1	811	HUYSMANS Jimmy	Belgium MAMI Yamaha Fehér	Yamaha		MX2 I.o	14	31:10.391		2:01.787	1
2	2	141	HUGYECZ Erik	MAMI Yamaha Fehér	Yamaha	2M	MX2 I.o	13	29:23.548	1 Lap	2:01.948	2
3	3	321	FIRTOSVÁRI Gábor	Kawasaki Magyarország Motorsport Egyesület	Kawasaki	2M	MX2 I.o	13	29:29.852	1 Lap	2:04.078	3
4	4	85	SOÓKY Zsolt	Integrál Motoros Klub	Honda		MX2 I.o	13	29:37.254	1 Lap	2:05.532	2
5	5	2	HUJBER Péter	Real Motorcentrum Motorsport Egyesület	KTM	2M	MX2 I.o	13	29:40.615	1 Lap	2:04.981	2
6	6	102	NAGY Alex	Center Motorsport Club	KTM	2M	MX2 I.o	13	30:19.197	1 Lap	2:04.879	2
7	7	10	MAROSI Dávid	Real Motorcentrum Motorsport Egyesület	Suzuki		MX2 I.o	13	30:45.661	1 Lap	2:08.230	2
8	8	201	MAJCHRÁK Jaroslav	Szlovákia	KTM		MX2 I.o	13	30:50.210	1 Lap	2:08.960	3
9	9	49	PÁL Markó	MX Maximum Energy Team	Kawasaki		MX2 I.o	13	31:01.982	1 Lap	2:10.221	9
10	10	515	PIATEK Jakub	Lengyelország	Yamaha		MX2 I.o	13	31:21.304	1 Lap	2:10.270	1
11	11	23	BUHEGGER Philipp	Ausztria	Kawasaki		MX2 I.o	12	29:27.983	2 Laps	2:12.060	3
12	12	505	PIATEK Bartos	Lengyelország	Yamaha		MX2 I.o	12	29:31.837	2 Laps	2:12.215	2
13	13	171	JUHÁSZ Patrik	MX Team Sturovo	Yamaha		MX2 I.o	12	29:36.949	2 Laps	2:11.870	2
14	14	66	MERKLER Gergely	Real Motorcentrum Motorsport Egyesület	Honda		MX2 I.o	12	30:04.865	2 Laps	2:11.105	3
15	15	124	BERKES Dániel	MAMI Yamaha Fehér	Yamaha	2M	MX2 I.o	12	31:08.166	2 Laps	2:05.649	1
16	16	101	BÓDIS Roland	Center Motorsport Club	KTM		MX2 I.o	12	31:30.350	2 Laps	2:06.599	1

Margin of Victory	Avg. Speed	Best Lap Tm	Best Speed	Best Lap by
19.562	57,284	1:54.258	63,015	108 - NÉMETH Kornél

Orbits







MOTOR  
HÓMEZŐVÁSÁRHÉLY  
PILISCSÉV  
NYÁRSAPÁT  
KÓKA  
TÁPLOBICSAKE  
CSOLNOK  
KÖSZÁRTLEGY

# Magyar Köztársaság Nemzetközi Motocross Bajnokság Hungarian Int. MX Championship

## Int. MX OB 3.f. Piliscsév

Race 1 - 1.futam

1.osztály MX1/MX2

Race (25:00 and 2 Laps) started at 14:13:12

Piliscsév 2,000 Km

2010.04.25. 14:10

Lap	Lap Tm	Diff	Time of Day
<b>(108) NÉMETH Kornél</b>			
1	<b>1:54.258</b>		14:16:57.477
2	1:54.442	+0.184	14:18:51.919
3	1:55.054	+0.796	14:20:46.973
4	1:55.172	+0.914	14:22:42.145
5	1:56.542	+2.284	14:24:38.687
6	1:58.365	+4.107	14:26:37.052
7	1:57.163	+2.905	14:28:34.215
8	1:56.388	+2.130	14:30:30.603
9	1:57.387	+3.129	14:32:27.990
10	1:57.276	+3.018	14:34:25.266
11	1:58.058	+3.800	14:36:23.324
12	1:58.968	+4.710	14:38:22.292
13	2:06.365	+12.107	14:40:28.657
14	2:03.343	+9.085	14:42:32.000

Lap	Lap Tm	Diff	Time of Day
<b>(266) BORKA János</b>			
1	<b>1:56.309</b>		14:17:04.107
2	1:57.197	+0.888	14:19:01.304
3	1:56.387	+0.078	14:20:57.691
4	1:58.032	+1.723	14:22:55.723
5	1:58.722	+2.413	14:24:54.445
6	1:59.042	+2.733	14:26:53.487
7	2:00.179	+3.870	14:28:53.666
8	2:00.211	+3.902	14:30:53.877
9	2:00.262	+3.953	14:32:54.139
10	1:59.587	+3.278	14:34:53.726
11	1:59.445	+3.136	14:36:53.171
12	1:58.015	+1.706	14:38:51.186
13	1:58.687	+2.378	14:40:49.873
14	2:01.689	+5.380	14:42:51.562

Lap	Lap Tm	Diff	Time of Day
<b>(4) CZUNI László</b>			
1	1:58.726	+1.971	14:17:15.994
2	1:56.780	+0.025	14:19:12.774
3	<b>1:56.755</b>		14:21:09.529
4	1:57.416	+0.661	14:23:06.945
5	1:58.031	+1.276	14:25:04.976
6	1:58.683	+1.928	14:27:03.659
7	1:58.805	+2.050	14:29:02.464
8	1:59.109	+2.354	14:31:01.573
9	1:59.625	+2.870	14:33:01.198
10	1:59.899	+3.144	14:35:01.097
11	1:58.107	+1.352	14:36:59.204
12	1:58.663	+1.908	14:38:57.867
13	2:00.290	+3.535	14:40:58.157
14	2:00.615	+3.860	14:42:58.772

Lap	Lap Tm	Diff	Time of Day
<b>(42) SZVOBODA Bence</b>			
1	1:58.667	+0.372	14:17:08.889
2	<b>1:58.295</b>		14:19:07.184
3	1:59.542	+1.247	14:21:06.726
4	1:59.908	+1.613	14:23:06.634
5	2:02.479	+4.184	14:25:09.113
6	2:01.925	+3.630	14:27:11.038
7	2:02.072	+3.777	14:29:13.110
8	2:02.605	+4.310	14:31:15.715
9	2:04.021	+5.726	14:33:19.736
10	2:04.708	+6.413	14:35:24.444
11	2:04.455	+6.160	14:37:28.899
12	2:05.992	+7.697	14:39:34.891
13	2:07.108	+8.813	14:41:41.999
14	2:11.287	+12.992	14:43:53.286

Lap	Lap Tm	Diff	Time of Day
<b>(8) LÉCZ Gergely</b>			

Lap	Lap Tm	Diff	Time of Day
1	<b>1:58.975</b>		14:17:08.300
2	2:01.169	+2.194	14:19:09.469
3	2:02.616	+3.641	14:21:12.085
4	2:02.027	+3.052	14:23:14.112
5	2:04.538	+5.563	14:25:18.650
6	2:03.044	+4.069	14:27:21.694
7	2:04.304	+5.329	14:29:25.998
8	2:03.450	+4.475	14:31:29.448
9	2:04.986	+6.011	14:33:34.434
10	2:06.290	+7.315	14:35:40.724
11	2:04.890	+5.915	14:37:45.614
12	2:06.166	+7.191	14:39:51.780
13	2:08.257	+9.282	14:42:00.037
14	2:11.794	+12.819	14:44:11.831

Lap	Lap Tm	Diff	Time of Day
<b>(811) HUYSMANS Jimmy</b>			
1	<b>2:01.787</b>		14:17:15.362
2	2:04.447	+2.660	14:19:19.809
3	2:04.341	+2.554	14:21:24.150
4	2:03.767	+1.980	14:23:27.917
5	2:03.112	+1.325	14:25:31.029
6	2:03.645	+1.858	14:27:34.674
7	2:04.031	+2.244	14:29:38.705
8	2:03.563	+1.776	14:31:42.268
9	2:05.004	+3.217	14:33:47.272
10	2:05.844	+4.057	14:35:53.116
11	2:06.534	+4.747	14:37:59.650
12	2:06.490	+4.703	14:40:06.140
13	2:06.422	+4.635	14:42:12.562
14	2:10.176	+8.389	14:44:22.738

Lap	Lap Tm	Diff	Time of Day
<b>(7) ADAMEK Imre</b>			
1	2:02.549	+0.538	14:17:21.108
2	<b>2:02.011</b>		14:19:23.119
3	2:04.823	+2.812	14:21:27.942
4	2:05.572	+3.561	14:23:33.514
5	2:05.068	+3.057	14:25:38.582
6	2:05.097	+3.086	14:27:43.679
7	2:05.180	+3.169	14:29:48.859
8	2:05.135	+3.124	14:31:53.994
9	2:05.041	+3.030	14:33:59.035
10	2:05.583	+3.572	14:36:04.618
11	2:06.552	+4.541	14:38:11.170
12	2:05.370	+3.359	14:40:16.540
13	2:16.486	+14.475	14:42:33.026

Lap	Lap Tm	Diff	Time of Day
<b>(141) HUGYECZ Erik</b>			
1	2:03.407	+1.459	14:17:30.723
2	<b>2:01.948</b>		14:19:32.671
3	2:04.412	+2.464	14:21:37.083
4	2:04.186	+2.238	14:23:41.269
5	2:04.250	+2.302	14:25:45.519
6	2:03.166	+1.218	14:27:48.685
7	2:03.715	+1.767	14:29:52.400
8	2:04.764	+2.816	14:31:57.164
9	2:05.312	+3.364	14:34:02.476
10	2:06.606	+4.658	14:36:09.082
11	2:07.076	+5.128	14:38:16.158
12	2:08.626	+6.678	14:40:24.784
13	2:11.111	+9.163	14:42:35.895

Lap	Lap Tm	Diff	Time of Day
<b>(3) DYLSKI Gábor</b>			
1	2:02.798	+1.013	14:17:18.362
2	<b>2:01.785</b>		14:19:20.147
3	2:02.200	+0.415	14:21:22.347
4	2:14.101	+12.316	14:23:36.448

Lap	Lap Tm	Diff	Time of Day
5	2:04.420	+2.635	14:25:40.868
6	2:05.917	+4.132	14:27:46.785
7	2:06.977	+5.192	14:29:53.762
8	2:05.399	+3.614	14:31:59.161
9	2:07.140	+5.355	14:34:06.301
10	2:08.061	+6.276	14:36:14.362
11	2:07.456	+5.671	14:38:21.818
12	2:09.087	+7.302	14:40:30.905
13	2:09.179	+7.394	14:42:40.084

Lap	Lap Tm	Diff	Time of Day
<b>(321) FIRTOSVÁRI Gábor</b>			
1	2:04.456	+0.378	14:17:24.822
2	2:05.005	+0.927	14:19:29.827
3	<b>2:04.078</b>		14:21:33.905
4	2:04.151	+0.073	14:23:38.056
5	2:05.232	+1.154	14:25:43.288
6	2:04.475	+0.397	14:27:47.763
7	2:07.617	+3.539	14:29:55.380
8	2:07.427	+3.349	14:32:02.807
9	2:07.889	+3.811	14:34:10.696
10	2:07.369	+3.291	14:36:18.065
11	2:08.183	+4.105	14:38:26.248
12	2:07.390	+3.312	14:40:33.638
13	2:08.561	+4.483	14:42:42.199

Lap	Lap Tm	Diff	Time of Day
<b>(85) SOÓKY Zsolt</b>			
1	2:06.918	+1.386	14:17:23.101
2	<b>2:05.532</b>		14:19:28.633
3	2:05.641	+0.109	14:21:34.274
4	2:06.192	+0.660	14:23:40.466
5	2:07.524	+1.992	14:25:47.990
6	2:06.965	+1.433	14:27:54.955
7	2:08.042	+2.510	14:30:02.997
8	2:07.403	+1.871	14:32:10.400
9	2:07.341	+1.809	14:34:17.741
10	2:08.709	+3.177	14:36:26.450
11	2:07.361	+1.829	14:38:33.811
12	2:06.669	+1.137	14:40:40.480
13	2:09.121	+3.589	14:42:49.601

Lap	Lap Tm	Diff	Time of Day
<b>(2) HUBBER Péter</b>			
1	2:05.339	+0.358	14:17:24.635
2	<b>2:04.981</b>		14:19:29.616
3	2:06.839	+1.858	14:21:36.455
4	2:08.371	+3.390	14:23:44.826
5	2:07.269	+2.288	14:25:52.095
6	2:07.051	+2.070	14:27:59.146
7	2:07.980	+2.999	14:30:07.126
8	2:06.978	+1.997	14:32:14.104
9	2:07.290	+2.309	14:34:21.394
10	2:07.515	+2.534	14:36:28.909
11	2:07.237	+2.256	14:38:36.146
12	2:07.073	+2.092	14:40:43.219
13	2:09.743	+4.762	14:42:52.962

Lap	Lap Tm	Diff	Time of Day
<b>(102) NAGY Alex</b>			
1	2:05.672	+0.793	14:17:26.681
2	<b>2:04.879</b>		14:19:31.560
3	2:27.982	+23.103	14:21:59.542
4	2:05.058	+0.179	14:24:04.600
5	2:05.850	+0.971	14:26:10.450
6	2:06.589	+1.710	14:28:17.039
7	2:07.157	+2.278	14:30:24.196
8	2:09.154	+4.275	14:32:33.350
9	2:08.261	+3.382	14:34:41.611
10	2:08.197	+3.318	14:36:49.808

Orbits





Mouot  
Hódmezővásárhely  
Piliscsév  
Nyársapát  
Kóka  
Táplóbecske  
Csolnok  
Kőszárhegy

# Magyar Köztársaság Nemzetközi Motocross Bajnokság Hungarian Int. MX Championship

## Int. MX OB 3.f. Piliscsév

Race 1 - 1.futam

1.osztály MX1/MX2

Race (25:00 and 2 Laps) started at 14:13:12

Piliscsév 2,000 Km

2010.04.25. 14:10

Lap	Lap Tm	Diff	Time of Day
11	2:13.271	+8.392	14:39:03.079
12	2:11.333	+6.454	14:41:14.412
13	2:17.132	+12.253	14:43:31.544

### (10) MAROSI Dávid

Lap	Lap Tm	Diff	Time of Day
1	2:08.618	+0.388	14:17:41.228
2	<b>2:08.230</b>		14:19:49.458
3	2:08.274	+0.044	14:21:57.732
4	2:08.495	+0.265	14:24:06.227
5	2:09.556	+1.326	14:26:15.783
6	2:11.840	+3.610	14:28:27.623
7	2:13.546	+5.316	14:30:41.169
8	2:12.837	+4.607	14:32:54.006
9	2:14.135	+5.905	14:35:08.141
10	2:10.799	+2.569	14:37:18.940
11	2:11.484	+3.254	14:39:30.424
12	2:13.831	+5.601	14:41:44.255
13	2:13.753	+5.523	14:43:58.008

### (201) MAJCHRÁK Jaroslav

Lap	Lap Tm	Diff	Time of Day
1	2:11.470	+2.510	14:17:43.485
2	2:11.608	+2.648	14:19:55.093
3	<b>2:08.960</b>		14:22:04.053
4	2:09.897	+0.937	14:24:13.950
5	2:10.662	+1.702	14:26:24.612
6	2:09.120	+0.160	14:28:33.732
7	2:10.118	+1.158	14:30:43.850
8	2:12.166	+3.206	14:32:56.016
9	2:12.508	+3.548	14:35:08.524
10	2:11.955	+2.995	14:37:20.479
11	2:11.993	+3.033	14:39:32.472
12	2:14.767	+5.807	14:41:47.239
13	2:15.318	+6.358	14:44:02.557

### (49) PÁL Markó

Lap	Lap Tm	Diff	Time of Day
1	2:11.932	+1.711	14:17:46.946
2	2:12.591	+2.370	14:19:59.537
3	2:13.293	+3.072	14:22:12.830
4	2:12.323	+2.102	14:24:25.153
5	2:10.942	+0.721	14:26:36.095
6	2:10.551	+0.330	14:28:46.646
7	2:11.888	+1.667	14:30:58.534
8	2:12.113	+1.892	14:33:10.647
9	<b>2:10.221</b>		14:35:20.868
10	2:11.923	+1.702	14:37:32.791
11	2:12.215	+1.994	14:39:45.006
12	2:13.954	+3.733	14:41:58.960
13	2:15.369	+5.148	14:44:14.329

### (515) PIATEK Jakub

Lap	Lap Tm	Diff	Time of Day
1	<b>2:10.270</b>		14:17:36.386
2	2:11.183	+0.913	14:19:47.569
3	2:15.484	+5.214	14:22:03.053
4	2:14.001	+3.731	14:24:17.054
5	2:12.070	+1.800	14:26:29.124
6	2:13.549	+3.279	14:28:42.673
7	2:13.851	+3.581	14:30:56.524
8	2:13.667	+3.397	14:33:10.191
9	2:12.283	+2.013	14:35:22.474
10	2:13.930	+3.660	14:37:36.404
11	2:13.065	+2.795	14:39:49.469
12	2:15.410	+5.140	14:42:04.879
13	2:28.772	+18.502	14:44:33.651

### (81) SZÉP-HORVÁTH Arnold

Lap	Lap Tm	Diff	Time of Day
1	2:09.204	+0.869	14:17:39.797

Lap	Lap Tm	Diff	Time of Day
2	<b>2:08.335</b>		14:19:48.132
3	2:08.620	+0.285	14:21:56.752
4	2:14.855	+6.520	14:24:11.607
5	2:14.446	+6.111	14:26:26.053
6	2:12.605	+4.270	14:28:38.658
7	2:12.779	+4.444	14:30:51.437
8	2:13.244	+4.909	14:33:04.681
9	2:16.903	+8.568	14:35:21.584
10	2:19.648	+11.313	14:37:41.232
11	2:22.920	+14.585	14:40:04.152
12	2:12.207	+3.872	14:42:16.359
13	2:19.356	+11.021	14:44:35.715

### (23) BUCHEGGER Philipp

Lap	Lap Tm	Diff	Time of Day
1	2:13.298	+1.238	14:17:49.062
2	2:12.759	+0.699	14:20:01.821
3	<b>2:12.060</b>		14:22:13.881
4	2:12.728	+0.668	14:24:26.609
5	2:14.537	+2.477	14:26:41.146
6	2:12.229	+0.169	14:28:53.375
7	2:24.254	+12.194	14:31:17.629
8	2:15.826	+3.766	14:33:33.455
9	2:17.433	+5.373	14:35:50.888
10	2:17.619	+5.559	14:38:08.507
11	2:14.615	+2.555	14:40:23.122
12	2:17.208	+5.148	14:42:40.330

### (505) PIATEK Bartos

Lap	Lap Tm	Diff	Time of Day
1	2:12.819	+0.604	14:17:41.933
2	<b>2:12.215</b>		14:19:54.148
3	2:14.481	+2.266	14:22:08.629
4	2:13.810	+1.595	14:24:22.439
5	2:16.102	+3.887	14:26:38.541
6	2:16.957	+4.742	14:28:55.498
7	2:16.602	+4.387	14:31:12.100
8	2:18.783	+6.568	14:33:30.883
9	2:17.626	+5.411	14:35:48.509
10	2:17.892	+5.677	14:38:06.401
11	2:18.868	+6.653	14:40:25.269
12	2:18.915	+6.700	14:42:44.184

### (171) JUHÁSZ Patrik

Lap	Lap Tm	Diff	Time of Day
1	2:13.843	+1.973	14:17:46.311
2	<b>2:11.870</b>		14:19:58.181
3	2:12.352	+0.482	14:22:10.533
4	2:14.181	+2.311	14:24:24.714
5	2:16.668	+4.798	14:26:41.382
6	2:19.095	+7.225	14:29:00.477
7	2:18.392	+6.522	14:31:18.869
8	2:17.759	+5.889	14:33:36.628
9	2:17.861	+5.991	14:35:54.489
10	2:16.289	+4.419	14:38:10.778
11	2:19.891	+8.021	14:40:30.669
12	2:18.627	+6.757	14:42:49.296

### (66) MERKLER Gergely

Lap	Lap Tm	Diff	Time of Day
1	2:13.775	+2.670	14:17:48.248
2	2:12.881	+1.776	14:20:01.129
3	<b>2:11.105</b>		14:22:12.234
4	2:12.159	+1.054	14:24:24.393
5	2:11.458	+0.353	14:26:35.851
6	2:15.188	+4.083	14:28:51.039
7	2:17.566	+6.461	14:31:08.605
8	2:21.903	+10.798	14:33:30.508
9	2:22.260	+11.155	14:35:52.768
10	2:25.255	+14.150	14:38:18.023

Lap	Lap Tm	Diff	Time of Day
11	2:28.232	+17.127	14:40:46.255
12	2:30.957	+19.852	14:43:17.212

### (124) BERKES Dániel

Lap	Lap Tm	Diff	Time of Day
1	<b>2:05.649</b>		14:17:29.774
2	2:37.095	+31.446	14:20:06.869
3	2:11.178	+5.529	14:22:18.047
4	2:10.215	+4.566	14:24:28.262
5	2:10.702	+5.053	14:26:38.964
6	3:38.823	+1:33.174	14:30:17.787
7	2:19.661	+14.012	14:32:37.448
8	2:21.437	+15.788	14:34:58.885
9	2:21.127	+15.478	14:37:20.012
10	2:20.849	+15.200	14:39:40.861
11	2:20.515	+14.866	14:42:01.376
12	2:19.137	+13.488	14:44:20.513

### (101) BÓDIS Roland

Lap	Lap Tm	Diff	Time of Day
1	<b>2:06.599</b>		14:17:29.204
2	2:48.735	+42.136	14:20:17.939
3	2:14.806	+8.207	14:22:32.745
4	2:16.474	+9.875	14:24:49.219
5	2:23.345	+16.746	14:27:12.564
6	4:19.536	+2:12.937	14:31:32.100
7	2:08.105	+1.506	14:33:40.205
8	2:11.626	+5.027	14:35:51.831
9	2:12.109	+5.510	14:38:03.940
10	2:11.356	+4.757	14:40:15.296
11	2:15.052	+8.453	14:42:30.348
12	2:12.349	+5.750	14:44:42.697

Orbits





Monor  
Hódmezővásárhely  
Piliscsév  
Nyársapát  
Kóka  
Tápióbicske  
Csolnok  
Köszánlegy

# Magyar Köztársaság Nemzetközi Motocross Bajnokság Hungarian Int. MX Championship

## Int. MX OB 3.f. Piliscsév

## Lapchart


Race 1 - 1.futam

Piliscsév 2,000 Km

1.osztály MX1/MX2

2010.04.25. 14:10

Race (25:00 and 2 Laps) started at 14:13:12



Competitors	Laps														
	0	1	2	3	4	5	6	7	8	9	10	11	12	13	14
NÉMETH Kornél (108)	1	108	108	108	108	108	108	108	108	108	108	108	108	108	108
BORKA János (266)	2	266	266	266	266	266	266	266	266	266	266	266	266	266	266
LÉCZ Gergely (8)	3	8	8	42	42	42	4	4	4	4	4	4	4	4	4
SZVOBODA Bence (42)	4	42	42	8	4	4	42	42	42	42	42	42	42	42	42
HUYSMANS Jimmy (811)	5	811	811	4	8	8	8	8	8	8	8	8	8	8	8
DYLSKI Gábor (3)	6	3	4	811	3	811	811	811	811	811	811	811	811	811	811
SOÓKY Zsolt (85)	7	85	3	3	811	7	7	7	7	7	7	7	7	7	7
CZUNI László (4)	8	4	7	7	7	3	3	3	141	141	141	141	141	141	141
ADAMEK Imre (7)	9	7	85	85	321	321	321	321	3	3	3	3	3	3	3
HUJBER Péter (2)	10	2	2	2	85	85	141	141	321	321	321	321	321	321	321
FIRTOSVÁRI Gábor (321)	11	321	321	321	2	141	85	85	85	85	85	85	85	85	85
NAGY Alex (102)	12	102	102	102	141	2	2	2	2	2	2	2	2	2	2
BÓDIS Roland (101)	13	101	101	141	81	102	102	102	102	102	102	102	102	102	102
BERKES Dániel (124)	14	124	124	515	10	10	10	10	10	10	10	10	10	10	10
PIATEK Jakub (515)	15	515	141	81	102	81	201	201	201	201	201	201	201	201	201
HUGYECZ Erik (141)	16	141	515	10	515	201	81	81	81	81	49	49	49	49	49
PIATEK Bartos (505)	17	505	81	505	201	515	515	515	515	81	515	515	515	515	515
SZÉP-HORVÁTH Arnold (81)	18	81	10	201	505	505	66	49	49	49	515	81	81	81	81
MAJCHRÁK Jaroslav (201)	19	201	505	171	171	66	49	66	66	66	505	505	23	23	23
JUHÁSZ Patrik (171)	20	171	201	49	66	171	505	23	505	505	23	23	505	505	505
MAROSI Dávid (10)	21	10	171	66	49	49	124	505	23	23	66	171	171	171	171
MERKLER Gergely (66)	22	66	49	23	23	23	23	171	171	171	171	66	66	66	66
PÁL Markó (49)	23	49	66	124	124	124	171	124	124	124	124	124	124	124	124
BUHEGGER Philipp (23)	24	23	23	101	101	101	101	101	101	101	101	101	101	101	101
-	25														

Orbits





Motor  
Hódmezővásárhely  
Piliscsév  
Nyársapát  
Kóka  
Tápióbrácsa  
Csolnok  
Kőszárhegy

# Magyar Köztársaság Nemzetközi Motocross Bajnokság Hungarian Int. MX Championship

Int. MX OB 3.f. Piliscsév

Sorted on Laps

Race 2 - 2.futam

Piliscsév 2,000 Km

1.osztály MX1/MX2

2010.04.25. 16:40

Race (25:00 and 2 Laps) started at 16:43:31

Pos	PIC	No.	Name	Club	Make	AA	Class	Laps	Total Tm	Diff	Best Tm	Lap
1	1	108	NÉMETH Kornél	Paksi Autó és Motorsport Egyesület	KTM	2M	MX1 I.o	14	29:33.528		1:54.617	1
2	2	266	BORKA János	Kawasaki Magyarország Motorsport Egyesület	Kawasaki	2M	MX1 I.o	14	30:15.621	42.093	1:58.130	3
3	3	4	CZUNI László	Románia-Suzuki Hollós RT	Suzuki	2M	MX1 I.o	14	30:31.032	57.504	1:58.842	3
4	4	42	SZVOBODA Bence	Paksi Autó és Motorsport Egyesület	KTM	2M	MX1 I.o	14	31:20.953	1:47.425	2:00.723	2
5	5	8	LÉCZ Gergely	Real Motorcentrum Motorsport Egyesület	Suzuki	2M	MX1 I.o	14	31:36.601	2:03.073	2:03.978	1
6	1	141	HUGYECZ Erik	MAMI Yamaha Fehér	Yamaha	2M	MX2 I.o	13	29:46.272	1 Lap	2:03.258	1
7	2	811	HUYSMANS Jimmy	Belgium MAMI Yamaha Fehér	Yamaha		MX2 I.o	13	29:48.098	1 Lap	2:04.125	2
8	3	321	FIRTOSVÁRI Gábor	Kawasaki Magyarország Motorsport Egyesület	Kawasaki	2M	MX2 I.o	13	29:48.817	1 Lap	2:04.297	2
9	6	3	DYLSKI Gábor	MAMI Yamaha Fehér	Yamaha		MX1 I.o	13	29:52.902	1 Lap	2:04.588	1
10	4	2	HUJBER Péter	Real Motorcentrum Motorsport Egyesület	KTM	2M	MX2 I.o	13	29:56.115	1 Lap	2:06.144	1
11	5	85	SOÓKY Zsolt	Integrál Motoros Klub	Honda		MX2 I.o	13	29:56.806	1 Lap	2:06.151	5
12	6	102	NAGY Alex	Center Motorsport Club	KTM	2M	MX2 I.o	13	30:21.043	1 Lap	2:06.987	1
13	7	101	BÓDIS Roland	Center Motorsport Club	KTM		MX2 I.o	13	30:54.822	1 Lap	2:08.943	1
14	8	201	MAJCHRÁK Jaroslav	Szlovákia	KTM		MX2 I.o	13	31:29.071	1 Lap	2:11.821	2
15	7	81	SZÉP-HORVÁTH Arnold	Kőszárhegyi Motocross Club	KTM		MX1 I.o	13	31:36.756	1 Lap	2:11.227	2
16	9	49	PÁL Markó	MX Maximum Energy Team	Kawasaki		MX2 I.o	13	31:38.174	1 Lap	2:12.787	4
17	10	10	MAROSI Dávid	Real Motorcentrum Motorsport Egyesület	Suzuki		MX2 I.o	13	31:40.439	1 Lap	2:11.947	3
18	11	515	PIATEK Jakub	Lengyelország	Yamaha		MX2 I.o	12	29:45.266	2 Laps	2:14.002	2
19	12	124	BERKES Dániel	MAMI Yamaha Fehér	Yamaha	2M	MX2 I.o	12	30:22.446	2 Laps	2:08.235	1
20	13	66	MERKLER Gergely	Real Motorcentrum Motorsport Egyesület	Honda		MX2 I.o	12	30:47.325	2 Laps	2:15.716	2
21	14	171	JUHÁSZ Patrik	MX Team Sturovo	Yamaha		MX2 I.o	10	31:18.519	4 Laps	2:16.652	3
Not classified (75% = 10 Laps)												
		505	PIATEK Bartos	Lengyelország	Yamaha		MX2 I.o	5	14:19.147	9 Laps	2:17.410	2
		23	BUHEGGER Philipp	Ausztria	Kawasaki		MX2 I.o	3	9:14.748	11 Laps	2:15.143	2
NS	DNS	7	ADAMEK Imre	Langer Motorsport Zomba	KTM		MX1 I.o			DNS		0
NS	DNS	20	KERNER László	Real Motorcentrum Motorsport Egyesület	Honda		MX1 I.o			DNS		0

Margin of Victory	Avg. Speed	Best Lap Tm	Best Speed	Best Lap by
42.093	56,836	1:54.617	62,818	108 - NÉMETH Kornél

Orbits





MOTOR  
HÓMEZŐVÁSÁRNÉLY  
PILISCSÉV  
NYÁRSAPÁT  
KÓKA  
TÁPIÓBICSAKE  
CSOLNOK  
KÖSZÁRHEGYI

# Magyar Köztársaság Nemzetközi Motocross Bajnokság Hungarian Int. MX Championship

Int. MX OB 3.f. Piliscsév

Sorted on Laps

Race 2 - 2.futam

Piliscsév 2,000 Km

1.osztály MX1/MX2

2010.04.25. 16:40

Race (25:00 and 2 Laps) started at 16:43:31

Pos	PIC	No.	Name	Club	Make	AA	Class	Laps	Total Tm	Diff	Best Tm	Lap
MX1 I.o												
1	1	108	NÉMETH Kornél	Paksi Autó és Motorsport Egyesület	KTM	2M	MX1 I.o	14	29:33.528		1:54.617	1
2	2	266	BORKA János	Kawasaki Magyarország Motorsport Egyesület	Kawasaki	2M	MX1 I.o	14	30:15.621	42.093	1:58.130	3
3	3	4	CZUNI László	Románia-Suzuki Hollós RT	Suzuki	2M	MX1 I.o	14	30:31.032	57.504	1:58.842	3
4	4	42	SZVOBODA Bence	Paksi Autó és Motorsport Egyesület	KTM	2M	MX1 I.o	14	31:20.953	1:47.425	2:00.723	2
5	5	8	LÉCZ Gergely	Real Motorcentrum Motorsport Egyesület	Suzuki	2M	MX1 I.o	14	31:36.601	2:03.073	2:03.978	1
6	6	3	DYLSKI Gábor	MAMI Yamaha Fehér	Yamaha		MX1 I.o	13	29:52.902	1 Lap	2:04.588	1
7	7	81	SZÉP-HORVÁTH Arnold	Köszárhegyi Motocross Club	KTM		MX1 I.o	13	31:36.756	1 Lap	2:11.227	2

Not classified (75% = 10 Laps)

NS	DNS	7	ADAMEK Imre	Langer Motorsport Zomba	KTM		MX1 I.o			DNS		0
NS	DNS	20	KERNER László	Real Motorcentrum Motorsport Egyesület	Honda		MX1 I.o			DNS		0

MX2 I.o

1	1	141	HÜGYECZ Erik	MAMI Yamaha Fehér	Yamaha	2M	MX2 I.o	13	29:46.272		2:03.258	1
2	2	811	HUYSMANS Jimmy	Belgium MAMI Yamaha Fehér	Yamaha		MX2 I.o	13	29:48.098	1.826	2:04.125	2
3	3	321	FIRTOSVÁRI Gábor	Kawasaki Magyarország Motorsport Egyesület	Kawasaki	2M	MX2 I.o	13	29:48.817	2.545	2:04.297	2
4	4	2	HUJBER Péter	Real Motorcentrum Motorsport Egyesület	KTM	2M	MX2 I.o	13	29:56.115	9.843	2:06.144	1
5	5	85	SOÓKY Zsolt	Integrál Motoros Klub	Honda		MX2 I.o	13	29:56.806	10.534	2:06.151	5
6	6	102	NAGY Alex	Center Motorsport Club	KTM	2M	MX2 I.o	13	30:21.043	34.771	2:06.987	1
7	7	101	BÓDIS Roland	Center Motorsport Club	KTM		MX2 I.o	13	30:54.822	1:08.550	2:08.943	1
8	8	201	MAJCHRÁK Jaroslav	Szlovákia	KTM		MX2 I.o	13	31:29.071	1:42.799	2:11.821	2
9	9	49	PÁL Markó	MX Maximum Energy Team	Kawasaki		MX2 I.o	13	31:38.174	1:51.902	2:12.787	4
10	10	10	MAROSI Dávid	Real Motorcentrum Motorsport Egyesület	Suzuki		MX2 I.o	13	31:40.439	1:54.167	2:11.947	3
11	11	515	PIATEK Jakub	Lengyelország	Yamaha		MX2 I.o	12	29:45.266	1 Lap	2:14.002	2
12	12	124	BERKES Dániel	MAMI Yamaha Fehér	Yamaha	2M	MX2 I.o	12	30:22.446	1 Lap	2:08.235	1
13	13	66	MERKLER Gergely	Real Motorcentrum Motorsport Egyesület	Honda		MX2 I.o	12	30:47.325	1 Lap	2:15.716	2
14	14	171	JUHÁSZ Patrik	MX Team Sturovo	Yamaha		MX2 I.o	10	31:18.519	3 Laps	2:16.652	3

Not classified (75% = 10 Laps)

		505	PIATEK Bartos	Lengyelország	Yamaha		MX2 I.o	5	14:19.147	8 Laps	2:17.410	2
		23	BUHEGGER Philipp	Ausztria	Kawasaki		MX2 I.o	3	9:14.748	10 Laps	2:15.143	2

Margin of Victory	Avg. Speed	Best Lap Tm	Best Speed	Best Lap by
42.093	56,836	1:54.617	62,818	108 - NÉMETH Kornél

Orbits





MOTOR  
HÓMEZŐVÁSÁRHÉLY  
PILISCSÉV  
NYÁRSAPÁT  
KÓKA  
TÁPLOBICSAKE  
CSOLNOK  
KÖSZÁRMEGYE

# Magyar Köztársaság Nemzetközi Motocross Bajnokság Hungarian Int. MX Championship

## Int. MX OB 3.f. Piliscsév

Race 2 - 2.futam

1.osztály MX1/MX2

Race (25:00 and 2 Laps) started at 16:43:31

Piliscsév 2,000 Km

2010.04.25. 16:40

Lap	Lap Tm	Diff	Time of Day
<b>(108) NÉMETH Kornél</b>			
1	<b>1:54.617</b>		16:47:19.036
2	1:55.390	+0.773	16:49:14.426
3	1:56.211	+1.594	16:51:10.637
4	1:56.215	+1.598	16:53:06.852
5	1:57.933	+3.316	16:55:04.785
6	1:57.840	+3.223	16:57:02.625
7	1:58.444	+3.827	16:59:01.069
8	1:56.847	+2.230	17:00:57.916
9	1:57.340	+2.723	17:02:55.256
10	1:58.310	+3.693	17:04:53.566
11	2:01.015	+6.398	17:06:54.581
12	1:58.439	+3.822	17:08:53.020
13	1:59.308	+4.691	17:10:52.328
14	2:12.442	+17.825	17:13:04.770

<b>(266) BORKA János</b>			
1	1:58.558	+0.428	16:47:24.186
2	1:59.054	+0.924	16:49:23.240
3	<b>1:58.130</b>		16:51:21.370
4	1:58.503	+0.373	16:53:19.873
5	1:59.601	+1.471	16:55:19.474
6	2:00.766	+2.636	16:57:20.240
7	2:00.670	+2.540	16:59:20.910
8	2:01.675	+3.545	17:01:22.585
9	2:03.460	+5.330	17:03:26.045
10	2:01.949	+3.819	17:05:27.994
11	2:01.300	+3.170	17:07:29.294
12	2:03.100	+4.970	17:09:32.394
13	2:04.891	+6.761	17:11:37.285
14	2:09.578	+11.448	17:13:46.863

<b>(4) CZUNI László</b>			
1	1:59.010	+0.168	16:47:32.022
2	1:59.613	+0.771	16:49:31.635
3	<b>1:58.842</b>		16:51:30.477
4	1:59.854	+1.012	16:53:30.331
5	2:01.030	+2.188	16:55:31.361
6	2:02.383	+3.541	16:57:33.744
7	2:03.850	+5.008	16:59:37.594
8	2:03.190	+4.348	17:01:40.784
9	2:02.027	+3.185	17:03:42.811
10	2:03.296	+4.454	17:05:46.107
11	2:03.301	+4.459	17:07:49.408
12	2:03.775	+4.933	17:09:53.183
13	2:03.860	+5.018	17:11:57.043
14	2:05.231	+6.389	17:14:02.274

<b>(42) SZVOBODA Bence</b>			
1	2:02.506	+1.783	16:47:37.162
2	<b>2:00.723</b>		16:49:37.885
3	2:00.890	+0.167	16:51:38.775
4	2:02.173	+1.450	16:53:40.948
5	2:03.917	+3.194	16:55:44.865
6	2:04.882	+4.159	16:57:49.747
7	2:04.165	+3.442	16:59:53.912
8	2:04.381	+3.658	17:01:58.293
9	2:05.789	+5.066	17:04:04.082
10	2:05.493	+4.770	17:06:09.575
11	2:07.416	+6.693	17:08:16.991
12	2:09.669	+8.946	17:10:26.660
13	2:10.042	+9.319	17:12:36.702
14	2:15.493	+14.770	17:14:52.195

<b>(8) LÉCZ Gergely</b>			
-------------------------	--	--	--

1	<b>2:03.978</b>		16:47:36.851
2	2:05.399	+1.421	16:49:42.250
3	2:04.561	+0.583	16:51:46.811
4	2:05.533	+1.555	16:53:52.344
5	2:04.747	+0.769	16:55:57.091
6	2:04.154	+0.176	16:58:01.245
7	2:04.788	+0.810	17:00:06.033
8	2:04.478	+0.500	17:02:10.511
9	2:05.269	+1.291	17:04:15.780
10	2:07.378	+3.400	17:06:23.158
11	2:07.891	+3.913	17:08:31.049
12	2:11.071	+7.093	17:10:42.120
13	2:14.009	+10.031	17:12:56.129
14	2:11.714	+7.736	17:15:07.843

<b>(141) HUGYECZ Erik</b>			
1	<b>2:03.258</b>		16:47:42.479
2	2:15.504	+12.246	16:49:57.983
3	2:04.693	+1.435	16:52:02.676
4	2:06.117	+2.859	16:54:08.793
5	2:06.624	+3.366	16:56:15.417
6	2:05.346	+2.088	16:58:20.763
7	2:05.481	+2.223	17:00:26.244
8	2:06.001	+2.743	17:02:32.245
9	2:04.712	+1.454	17:04:36.957
10	2:10.384	+7.126	17:06:47.341
11	2:10.134	+6.876	17:08:57.475
12	2:08.096	+4.838	17:11:05.571
13	2:11.943	+8.685	17:13:17.514

<b>(811) HUYSMANS Jimmy</b>			
1	2:04.324	+0.199	16:47:38.762
2	<b>2:04.125</b>		16:49:42.887
3	2:05.072	+0.947	16:51:47.959
4	2:05.445	+1.320	16:53:53.404
5	2:05.420	+1.295	16:55:58.824
6	2:05.983	+1.858	16:58:04.807
7	2:06.238	+2.113	17:00:11.045
8	2:06.095	+1.970	17:02:17.140
9	2:06.030	+1.905	17:04:23.170
10	2:08.016	+3.891	17:06:31.186
11	2:09.074	+4.949	17:08:40.260
12	2:10.373	+6.248	17:10:50.633
13	2:28.707	+24.582	17:13:19.340

<b>(321) FIRTOSVÁRI Gábor</b>			
1	2:04.339	+0.042	16:47:44.058
2	<b>2:04.297</b>		16:49:48.355
3	2:05.544	+1.247	16:51:53.899
4	2:06.198	+1.901	16:54:00.097
5	2:06.435	+2.138	16:56:06.532
6	2:06.944	+2.647	16:58:13.476
7	2:06.657	+2.360	17:00:20.133
8	2:06.287	+1.990	17:02:26.420
9	2:06.011	+1.714	17:04:32.431
10	2:24.262	+19.965	17:06:56.693
11	2:08.358	+4.061	17:09:05.051
12	2:07.614	+3.317	17:11:12.665
13	2:07.394	+3.097	17:13:20.059

<b>(3) DYLSKI Gábor</b>			
1	<b>2:04.588</b>		16:47:40.981
2	2:05.369	+0.781	16:49:46.350
3	2:06.520	+1.932	16:51:52.870
4	2:07.015	+2.427	16:53:59.885
5	2:05.853	+1.265	16:56:05.738

6	2:07.202	+2.614	16:58:12.940
7	2:10.164	+5.576	17:00:23.104
8	2:10.391	+5.803	17:02:33.495
9	2:10.287	+5.699	17:04:43.782
10	2:10.406	+5.818	17:06:54.188
11	2:12.487	+7.899	17:09:06.675
12	2:10.084	+5.496	17:11:16.759
13	2:07.385	+2.797	17:13:24.144

<b>(2) HUJBER Péter</b>			
1	<b>2:06.144</b>		16:47:46.414
2	2:06.543	+0.399	16:49:52.957
3	2:06.661	+0.517	16:51:59.618
4	2:07.975	+1.831	16:54:07.593
5	2:08.902	+2.758	16:56:16.495
6	2:07.759	+1.615	16:58:24.254
7	2:08.133	+1.989	17:00:32.387
8	2:07.204	+1.060	17:02:39.591
9	2:14.776	+8.632	17:04:54.367
10	2:08.540	+2.396	17:07:02.907
11	2:07.661	+1.517	17:09:10.568
12	2:08.070	+1.926	17:11:18.638
13	2:08.719	+2.575	17:13:27.357

<b>(85) SOÓKY Zsolt</b>			
1	2:07.576	+1.425	16:47:48.092
2	2:07.464	+1.313	16:49:55.556
3	2:06.260	+0.109	16:52:01.816
4	2:06.244	+0.093	16:54:08.060
5	<b>2:06.151</b>		16:56:14.211
6	2:07.554	+1.403	16:58:21.765
7	2:07.777	+1.626	17:00:29.542
8	2:08.560	+2.409	17:02:38.102
9	2:09.137	+2.986	17:04:47.239
10	2:09.592	+3.441	17:06:56.831
11	2:10.436	+4.285	17:09:07.267
12	2:09.836	+3.685	17:11:17.103
13	2:10.945	+4.794	17:13:28.048

<b>(102) NAGY Alex</b>			
1	<b>2:06.987</b>		16:47:48.953
2	2:07.129	+0.142	16:49:56.082
3	2:07.595	+0.608	16:52:03.677
4	2:08.928	+1.941	16:54:12.605
5	2:09.568	+2.581	16:56:22.173
6	2:09.077	+2.090	16:58:31.250
7	2:08.327	+1.340	17:00:39.577
8	2:07.872	+0.885	17:02:47.449
9	2:11.333	+4.346	17:04:58.782
10	2:10.290	+3.303	17:07:09.072
11	2:11.002	+4.015	17:09:20.074
12	2:12.722	+5.735	17:11:32.796
13	2:19.489	+12.502	17:13:52.285

<b>(101) BÓDIS Roland</b>			
1	<b>2:08.943</b>		16:47:55.943
2	2:09.564	+0.621	16:50:05.507
3	2:11.389	+2.446	16:52:16.896
4	2:11.509	+2.566	16:54:28.405
5	2:11.405	+2.462	16:56:39.810
6	2:11.406	+2.463	16:58:51.216
7	2:12.080	+3.137	17:01:03.296
8	2:11.686	+2.743	17:03:14.982
9	2:11.404	+2.461	17:05:26.386
10	2:13.826	+4.883	17:07:40.212
11	2:14.532	+5.589	17:09:54.744

Orbits





Monor  
Hódmezővásárhely  
Piliscsév  
Nyársapát  
Kóka  
Táplóbecske  
Csolnok  
Kőszárhegy

# Magyar Köztársaság Nemzetközi Motocross Bajnokság Hungarian Int. MX Championship

## Int. MX OB 3.f. Piliscsév

Race 2 - 2.futam

Piliscsév 2,000 Km

1.osztály MX1/MX2

2010.04.25. 16:40

Race (25:00 and 2 Laps) started at 16:43:31

Lap	Lap Tm	Diff	Time of Day
12	2:13.251	+4.308	17:12:07.995
13	2:18.069	+9.126	17:14:26.064

(201) MAJCHRÁK Jaroslav

Lap	Lap Tm	Diff	Time of Day
1	2:12.213	+0.392	16:47:57.271
2	<b>2:11.821</b>		16:50:09.092
3	2:12.073	+0.252	16:52:21.165
4	2:12.501	+0.680	16:54:33.666
5	2:12.265	+0.444	16:56:45.931
6	2:14.134	+2.313	16:59:00.065
7	2:15.540	+3.719	17:01:15.605
8	2:14.854	+3.033	17:03:30.459
9	2:14.439	+2.618	17:05:44.898
10	2:16.418	+4.597	17:08:01.316
11	2:17.248	+5.427	17:10:18.564
12	2:20.772	+8.951	17:12:39.336
13	2:20.977	+9.156	17:15:00.313

(81) SZÉP-HORVÁTH Arnold

Lap	Lap Tm	Diff	Time of Day
1	2:12.581	+1.354	16:48:03.078
2	<b>2:11.227</b>		16:50:14.305
3	2:13.273	+2.046	16:52:27.578
4	2:15.548	+4.321	16:54:43.126
5	2:12.109	+0.882	16:56:55.235
6	2:14.365	+3.138	16:59:09.600
7	2:16.261	+5.034	17:01:25.861
8	2:16.248	+5.021	17:03:42.109
9	2:16.734	+5.507	17:05:58.843
10	2:17.075	+5.848	17:08:15.918
11	2:17.694	+6.467	17:10:33.612
12	2:18.584	+7.357	17:12:52.196
13	2:15.802	+4.575	17:15:07.998

(49) PÁL Markó

Lap	Lap Tm	Diff	Time of Day
1	2:13.705	+0.918	16:48:05.683
2	2:14.160	+1.373	16:50:19.843
3	2:13.899	+1.112	16:52:33.742
4	<b>2:12.787</b>		16:54:46.529
5	2:14.407	+1.620	16:57:00.936
6	2:14.410	+1.623	16:59:15.346
7	2:15.445	+2.658	17:01:30.791
8	2:17.235	+4.448	17:03:48.026
9	2:15.157	+2.370	17:06:03.183
10	2:17.742	+4.955	17:08:20.925
11	2:17.117	+4.330	17:10:38.042
12	2:15.827	+3.040	17:12:53.869
13	2:15.547	+2.760	17:15:09.416

(10) MAROSI Dávid

Lap	Lap Tm	Diff	Time of Day
1	2:13.472	+1.525	16:48:04.428
2	2:12.611	+0.664	16:50:17.039
3	<b>2:11.947</b>		16:52:28.986
4	2:13.518	+1.571	16:54:42.504
5	2:15.572	+3.625	16:56:58.076
6	2:15.445	+3.498	16:59:13.521
7	2:14.062	+2.115	17:01:27.583
8	2:14.974	+3.027	17:03:42.557
9	2:16.949	+5.002	17:05:59.506
10	2:16.826	+4.879	17:08:16.332
11	2:17.675	+5.728	17:10:34.007
12	2:23.352	+11.405	17:12:57.359
13	2:14.322	+2.375	17:15:11.681

(515) PIATEK Jakub

Lap	Lap Tm	Diff	Time of Day
1	2:14.839	+0.837	16:48:03.656
2	<b>2:14.002</b>		16:50:17.658

Lap	Lap Tm	Diff	Time of Day
3	2:15.632	+1.630	16:52:33.290
4	2:15.565	+1.563	16:54:48.855
5	2:15.427	+1.425	16:57:04.282
6	2:17.204	+3.202	16:59:21.486
7	2:18.233	+4.231	17:01:39.719
8	2:18.547	+4.545	17:03:58.266
9	2:19.477	+5.475	17:06:17.743
10	2:20.746	+6.744	17:08:38.489
11	2:20.269	+6.267	17:10:58.758
12	2:17.750	+3.748	17:13:16.508

(124) BERKES Dániel

Lap	Lap Tm	Diff	Time of Day
1	<b>2:08.235</b>		16:48:32.545
2	2:09.479	+1.244	16:50:42.024
3	2:08.709	+0.474	16:52:50.733
4	2:13.009	+4.774	16:55:03.742
5	2:14.889	+6.654	16:57:18.631
6	2:16.867	+8.632	16:59:35.498
7	2:20.313	+12.078	17:01:55.811
8	2:23.277	+15.042	17:04:19.088
9	2:22.506	+14.271	17:06:41.594
10	2:24.626	+16.391	17:09:06.220
11	2:23.549	+15.314	17:11:29.769
12	2:23.919	+15.684	17:13:53.688

(66) MERKLER Gergely

Lap	Lap Tm	Diff	Time of Day
1	2:16.773	+1.057	16:48:10.698
2	<b>2:15.716</b>		16:50:26.414
3	2:17.870	+2.154	16:52:44.284
4	2:20.759	+5.043	16:55:05.043
5	2:21.842	+6.126	16:57:26.885
6	2:20.144	+4.428	16:59:47.029
7	2:20.390	+4.674	17:02:07.419
8	2:21.323	+5.607	17:04:28.742
9	2:25.895	+10.179	17:06:54.637
10	2:27.990	+12.274	17:09:22.627
11	2:26.271	+10.555	17:11:48.898
12	2:29.669	+13.953	17:14:18.567

(171) JUHÁSZ Patrik

Lap	Lap Tm	Diff	Time of Day
1	2:18.082	+1.430	16:48:14.646
2	2:18.609	+1.957	16:50:33.255
3	<b>2:16.652</b>		16:52:49.907
4	2:18.562	+1.910	16:55:08.469
5	2:22.441	+5.789	16:57:30.910
6	2:20.547	+3.895	16:59:51.457
7	2:23.364	+6.712	17:02:14.821
8	2:27.219	+10.567	17:04:42.040
9	7:18.364	+5:01.712	17:12:00.404
10	2:49.357	+32.705	17:14:49.761

(505) PIATEK Bartos

Lap	Lap Tm	Diff	Time of Day
1	2:31.776	+14.366	16:48:19.471
2	<b>2:17.410</b>		16:50:36.881
3	2:22.741	+5.331	16:52:59.622
4	2:24.438	+7.028	16:55:24.060
5	2:26.329	+8.919	16:57:50.389

(23) BUCHEGGER Philipp

Lap	Lap Tm	Diff	Time of Day
1	2:16.706	+1.563	16:48:13.841
2	<b>2:15.143</b>		16:50:28.984
3	2:17.006	+1.863	16:52:45.990



Mouor  
Hódmezővásárhely  
Piliscsév  
Nyársapát  
Kóka  
Tápióbicske  
Csolnok  
Köszartlegy

# Magyar Köztársaság Nemzetközi Motocross Bajnokság Hungarian Int. MX Championship

## Int. MX OB 3.f. Piliscsév

## Lapchart


Race 2 - 2.futam

Piliscsév 2,000 Km

1.osztály MX1/MX2

2010.04.25. 16:40

Race (25:00 and 2 Laps) started at 16:43:31



Competitors	Laps														
	0	1	2	3	4	5	6	7	8	9	10	11	12	13	14
NÉMETH Kornél (108)	1	108	108	108	108	108	108	108	108	108	108	108	108	108	108
BORKA János (266)	2	266	266	266	266	266	266	266	266	266	266	266	266	266	266
LÉCZ Gergely (8)	3	8	4	4	4	4	4	4	4	4	4	4	4	4	4
CZUNI László (4)	4	4	8	42	42	42	42	42	42	42	42	42	42	42	42
HUYSMANS Jimmy (811)	5	811	42	8	8	8	8	8	8	8	8	8	8	8	8
SZVOBODA Bence (42)	6	42	811	811	811	811	811	811	811	811	811	811	811	811	141
DYLSKI Gábor (3)	7	3	3	3	3	3	3	3	321	321	321	141	141	141	811
HUGYECZ Erik (141)	8	141	141	321	321	321	321	321	3	141	141	3	321	321	321
FIRTOSVÁRI Gábor (321)	9	321	321	2	2	2	85	141	141	3	3	321	3	3	3
HUJBER Péter (2)	10	2	2	85	85	85	141	85	85	85	85	85	85	85	2
SOÓKY Zsolt (85)	11	85	85	102	141	141	2	2	2	2	2	2	2	2	85
NAGY Alex (102)	12	102	102	141	102	102	102	102	102	102	102	102	102	102	102
MAJCHRÁK Jaroslav (201)	13	201	101	101	101	101	101	101	101	101	101	101	101	101	101
BÓDIS Roland (101)	14	101	201	201	201	201	201	201	201	201	201	201	201	201	201
PIATEK Bartos (505)	15	505	81	81	81	10	81	81	81	81	81	81	81	81	81
PIATEK Jakub (515)	16	515	515	10	10	81	10	10	10	10	10	10	10	49	49
SZÉP-HORVÁTH Arnold (81)	17	81	10	515	515	49	49	49	49	49	49	49	49	10	10
MAROSI Dávid (10)	18	10	49	49	49	515	515	515	515	515	515	515	515	515	515
PÁL Markó (49)	19	49	66	66	66	124	124	124	124	124	124	124	124	124	124
MERKLER Gergely (66)	20	66	23	23	23	66	66	66	66	66	66	66	66	66	66
JUHÁSZ Patrik (171)	21	171	171	171	171	171	171	171	171	171	171	171	171	171	171
BUCHEGGER Philipp (23)	22	23	505	505	124	505	505								
BERKES Dániel (124)	23	124	124	124	505										
-	24														
-	25														

Orbits







Monor  
Hódmezővásárhely  
Piliscsév  
Nyársapát  
Kóka  
Tápióbicske  
Csolnok  
Köszárhegy


# Magyar Köztársaság Nemzetközi Motocross Bajnokság Hungarian Int. MX Championship

## Int. MX OB 3.f. Piliscsév

Total / Összetett

Piliscsév 2,000 Km

I.o végeredmény



Pos	No.	Name	Make	Club	Class	R1.	R2.	Total points
<b>MX1 I.o</b>								
1	108	NÉMETH Kornél	KTM	Paksi Autó és Motorsport Egyesület	MX1 I.o	25	25	50
2	266	BORKA János	Kawasaki	Kawasaki Magyarország Motorsport Egyesület	MX1 I.o	22	22	44
3	4	CZUNI László	Suzuki	Románia-Suzuki Hollós RT	MX1 I.o	20	20	40
4	42	SZVOBODA Bence	KTM	Paksi Autó és Motorsport Egyesület	MX1 I.o	18	18	36
5	8	LÉCZ Gergely	Suzuki	Real Motorcentrum Motorsport Egyesület	MX1 I.o	16	16	32
6	3	DYLSKI Gábor	Yamaha	MAMI Yamaha Fehér	MX1 I.o	14	15	29
7	81	SZÉP-HORVÁTH Arnold	KTM	Köszárhegyi Motocross Club	MX1 I.o	13	14	27
8	7	ADAMEK Imre	KTM	Langer Motorsport Zomba	MX1 I.o	15	0	15
9	20	KERNER László	Honda	Real Motorcentrum Motorsport Egyesület	MX1 I.o	0	0	0

<b>MX2 I.o</b>								
1	141	HUGYECZ Erik	Yamaha	MAMI Yamaha Fehér	MX2 I.o	22	25	47
2	811	HUYSMANS Jimmy	Yamaha	Belgium MAMI Yamaha Fehér	MX2 I.o	25	22	47
3	321	FIRTOSVÁRI Gábor	Kawasaki	Kawasaki Magyarország Motorsport Egyesület	MX2 I.o	20	20	40
4	2	HUJBER Péter	KTM	Real Motorcentrum Motorsport Egyesület	MX2 I.o	16	18	34
5	85	SÓÓKY Zsolt	Honda	Integrál Motoros Klub	MX2 I.o	18	16	34
6	102	NAGY Alex	KTM	Center Motorsport Club	MX2 I.o	15	15	30
7	201	MAJCHRÁK Jaroslav	KTM	Szlovákia	MX2 I.o	13	13	26
8	10	MAROSI Dávid	Suzuki	Real Motorcentrum Motorsport Egyesület	MX2 I.o	14	11	25
9	49	PÁL Markó	Kawasaki	MX Maximum Energy Team	MX2 I.o	12	12	24
10	515	PIATEK Jakub	Yamaha	Lengyelország	MX2 I.o	11	10	21
11	101	BÓDIS Roland	KTM	Center Motorsport Club	MX2 I.o	5	14	19
12	124	BERKES Dániel	Yamaha	MAMI Yamaha Fehér	MX2 I.o	6	9	15
13	66	MERKLER Gergely	Honda	Real Motorcentrum Motorsport Egyesület	MX2 I.o	7	8	15
14	171	JUHÁSZ Patrik	Yamaha	MX Team Sturovo	MX2 I.o	8	7	15
15	23	BUCHEGGER Philipp	Kawasaki	Ausztria	MX2 I.o	10	0	10
16	505	PIATEK Bartos	Yamaha	Lengyelország	MX2 I.o	9	0	9

Orbits

