



MOTOR
HÓMEZŐVÁSÁRHÉLY
PILISCSÉV
NYÁRSAPÁTI
KÓKA
TÁPIÓBICSAKE
CSOLNOK
KŐSZÁRHEGY

Magyar Köztársaság Nemzetközi Motocross Bajnokság Hungarian Int. MX Championship

Int. MX OB 3.f. Piliscsév

Sorted on Best Lap time

Free Practice - Szabad Edzés

Piliscsév 2,000 Km

2.osztály MX1/MX2

2010.04.25. 09:25

Practice (15:00 Time) started at 9:24:27

Pos	PIC	No.	Name	Club	Make	AA	Class	Best Tm	Diff In Lap
1	1	213	LÁNCZI Sándor	MAMI Yamaha Fehér	Suzuki		MX1 II.o	2:02.731	1
2	2	69	CSIKI Balázs	Energy Moto Team SE	Honda	2M	MX1 II.o	2:03.005	0.274
3	3	22	SÁSKA Gábor	Bugyi Sport Egyesület	Kawasaki		MX1 II.o	2:04.349	1.618
4	1	70	FARKAS Szabolcs	Center Motorsport Club	KTM		MX2 II.o	2:05.148	2.417
5	2	23	PALKOVSKIS Dmitrijs	Center Motorsport Club	KTM		MX2 II.o	2:05.522	2.791
6	3	89	BORDÁS László	Center Motorsport Club	KTM		MX2 II.o	2:05.949	3.218
7	4	44	BÁTORI Máté	Langer Motorsport Zomba	Honda		MX1 II.o	2:06.524	3.793
8	5	77	NEGYEDY László	Hegyvidék Sport Szolg. Kft.	Yamaha	2M	MX1 II.o	2:06.531	3.800
9	4	251	SÁSKA Ferenc	Bugyi Sport Egyesület	Honda		MX2 II.o	2:06.689	3.958
10	6	15	JUSZTUSZ Dávid	Full-Gas Motorsport Egyesület	Suzuki		MX1 II.o	2:06.894	4.163
11	7	38	GRÓSZ Béla	Kőszárhegyi Motocross Club	KTM		MX1 II.o	2:07.641	4.910
12	8	592	PÜSPÖKI Roland	Speed-Tech Motorsport Egyesület	Honda		MX1 II.o	2:08.960	6.229
13	9	6	HAVASI Zoltán	Nyári Pál Moto Cross Sportegyesület	KTM		MX1 II.o	2:11.155	8.424
14	10	56	KAINZ György	Integrál Motoros Klub	Honda		MX1 II.o	2:11.796	9.065
15	5	716	ZANÓCZ Rolland	Suzuki Hollós Racing Team MSE	Suzuki	2M	MX2 II.o	2:12.802	10.071
16	6	58	GÁL Ádám	Paksi AMSE	KTM		MX2 II.o	2:13.321	10.590
17	7	24	VÉNINGER Milán	Kőszárhegyi Motocross Club	KTM		MX2 II.o	2:14.031	11.300
18	8	21	ZSINÓR Gábor	Tápiómenti Motoros Klub	Honda		MX2 II.o	2:16.153	13.422
19	11	796	KUBA Richárd	KTM OKR Team	KTM		MX1 II.o	2:16.787	14.056
20	12	4	SCHRENCKH Péter	Speed-Tech Motorsport Egyesület	Honda		MX1 II.o	2:17.233	14.502
21	9	37	PROKSA Róbert	Bugyi Sport Egyesület	Yamaha		MX2 II.o	2:17.433	14.702
22	10	35	VAJDA Gergő	Speed-Tech Motorsport Egyesület	Yamaha		MX2 II.o	2:18.355	15.624
23	13	91	PÁKOZDI Paszkál	Nyársapáti Motocross Sportegyesület	Honda		MX1 II.o	2:20.657	17.926
24	11	74	GAZDAG Ákos	Fair-Play Motocross SE	Kawasaki		MX2 II.o	2:22.497	19.766
25	14	13	VÁLENT László	Speed-Tech Motorsport Egyesület	KTM		MX1 II.o	2:23.769	21.038
26	15	71	MÁRTA Ferenc	MotorArt Sport és Művészeti Egyesület	Yamaha		MX1 II.o	2:24.938	22.207
27	12	242	BORZÁK Máté	Bugyi Sport Egyesület	Honda		MX2 II.o	2:33.053	30.322
28	13	590	CLAUDIO Lorenzo	Szlovénia	Honda		MX2 II.o	2:45.772	43.041

Orbits





MOTOR
HŐMEZŐVÁSÁRLÓHELY
PILISCSÉV
NYÁRSAPÁT
KÓKA
TÁPLOBICSAKE
CSOLNOK
KÖSZÖNETLEGY

Magyar Köztársaság Nemzetközi Motocross Bajnokság Hungarian Int. MX Championship

Int. MX OB 3.f. Piliscsév

Free Practice - Szabad Edzés

2.osztály MX1/MX2

Practice (15:00 Time) started at 9:24:27

Piliscsév 2,000 Km

2010.04.25. 09:25

Lap	Lap Tm	Diff	Time of Day
(213) LÁNCZI Sándor			
1	2:02.731		9:28:35.597
2	2:06.469	+3.738	9:30:42.066
3	2:03.289	+0.558	9:32:45.355
4	2:18.143	+15.412	9:35:03.498
5	2:08.120	+5.389	9:37:11.618
6	2:59.467	+56.736	9:40:11.085

Lap	Lap Tm	Diff	Time of Day
(69) CSIKI Balázs			
1	2:03.005		9:28:48.913
2	2:13.347	+10.342	9:31:02.260
3	2:12.356	+9.351	9:33:14.616
4	2:42.123	+39.118	9:35:56.739
5	2:47.850	+44.845	9:38:44.589
6	2:03.415	+0.410	9:40:48.004

Lap	Lap Tm	Diff	Time of Day
(22) SÁSKA Gábor			
1	2:04.349		9:28:48.063
2	3:22.732	+1:18.383	9:32:10.795
3	2:09.445	+5.096	9:34:20.240
4	2:07.403	+3.054	9:36:27.643
5	4:06.295	+2:01.946	9:40:33.938

Lap	Lap Tm	Diff	Time of Day
(70) FARKAS Szabolcs			
1	2:25.086	+19.938	9:29:07.950
2	2:14.222	+9.074	9:31:22.172
3	3:35.592	+1:30.444	9:34:57.764
4	2:32.937	+27.789	9:37:30.701
5	2:05.148		9:39:35.849
6	3:00.621	+55.473	9:42:36.470

Lap	Lap Tm	Diff	Time of Day
(23) PALKOVSKIS Dmitrijs			
1	2:09.552	+4.030	9:29:03.384
2	2:06.276	+0.754	9:31:09.660
3	2:06.354	+0.832	9:33:16.014
4	2:53.398	+47.876	9:36:09.412
5	2:05.522		9:38:14.934
6	2:46.950	+41.428	9:41:01.884

Lap	Lap Tm	Diff	Time of Day
(89) BORDÁS László			
1	2:08.434	+2.485	9:28:55.073
2	2:35.546	+29.597	9:31:30.619
3	2:09.265	+3.316	9:33:39.884
4	2:08.106	+2.157	9:35:47.990
5	2:05.949		9:37:53.939
6	2:07.489	+1.540	9:40:01.428

Lap	Lap Tm	Diff	Time of Day
(44) BÁTORI Máté			
1	3:05.641	+59.117	9:29:59.216
2	2:16.182	+9.658	9:32:15.398
3	2:19.749	+13.225	9:34:35.147
4	2:06.524		9:36:41.671
5	3:34.272	+1:27.748	9:40:15.943

Lap	Lap Tm	Diff	Time of Day
(77) NEGYEDY László			
1	2:06.531		9:28:32.562
2	2:08.294	+1.763	9:30:40.856
3	2:17.537	+11.006	9:32:58.393
4	2:18.694	+12.163	9:35:17.087
5	3:00.328	+53.797	9:38:17.415
6	2:23.869	+17.338	9:40:41.284

Lap	Lap Tm	Diff	Time of Day
(251) SÁSKA Ferenc			
1	2:06.689		9:28:58.949
2	2:08.325	+1.636	9:31:07.274

Lap	Lap Tm	Diff	Time of Day
3	2:13.045	+6.356	9:33:20.319
4	2:09.779	+3.090	9:35:30.098
5	5:02.637	+2:55.948	9:40:32.735

Lap	Lap Tm	Diff	Time of Day
(15) JUSZTUSZ Dániel			
1	2:15.137	+8.243	9:29:06.916
2	2:11.480	+4.586	9:31:18.396
3	2:13.315	+6.421	9:33:31.711
4	2:09.144	+2.250	9:35:40.855
5	2:06.894		9:37:47.749
6	2:07.289	+0.395	9:39:55.038
7	2:10.741	+3.847	9:42:05.779

Lap	Lap Tm	Diff	Time of Day
(38) GRÓSZ Béla			
1	2:10.616	+2.975	9:28:41.401
2	2:07.780	+0.139	9:30:49.181
3	2:09.927	+2.286	9:32:59.108
4	2:07.641		9:35:06.749
5	2:08.090	+0.449	9:37:14.839
6	2:10.099	+2.458	9:39:24.938
7	2:10.121	+2.480	9:41:35.059

Lap	Lap Tm	Diff	Time of Day
(592) PÜSPÖKI Roland			
1	2:14.143	+5.183	9:29:08.905
2	2:10.650	+1.690	9:31:19.555
3	2:08.960		9:33:28.515
4	3:57.141	+1:48.181	9:37:25.656
5	2:26.763	+17.803	9:39:52.419
6	2:24.962	+16.002	9:42:17.381

Lap	Lap Tm	Diff	Time of Day
(6) HAVASI Zoltán			
1	2:13.607	+2.452	9:29:32.659
2	2:13.333	+2.178	9:31:45.992
3	3:50.622	+1:39.467	9:35:36.614
4	2:35.216	+24.061	9:38:11.830
5	2:11.155		9:40:22.985

Lap	Lap Tm	Diff	Time of Day
(56) KAINZ György			
1	2:13.881	+2.085	9:29:16.648
2	2:13.596	+1.800	9:31:30.244
3	2:11.796		9:33:42.040
4	2:20.098	+8.302	9:36:02.138
5	2:28.527	+16.731	9:38:30.665
6	2:20.217	+8.421	9:40:50.882

Lap	Lap Tm	Diff	Time of Day
(716) ZANÓCZ Rolland			
1	2:20.056	+7.254	9:29:10.310
2	2:15.394	+2.592	9:31:25.704
3	2:12.802		9:33:38.506
4	2:13.388	+0.586	9:35:51.894
5	2:12.998	+0.196	9:38:04.892
6	2:33.581	+20.779	9:40:38.473

Lap	Lap Tm	Diff	Time of Day
(58) GÁL Ádám			
1	2:43.705	+30.384	9:30:09.726
2	2:14.044	+0.723	9:32:23.770
3	2:13.321		9:34:37.091
4	3:13.845	+1:00.524	9:37:50.936
5	2:13.434	+0.113	9:40:04.370

Lap	Lap Tm	Diff	Time of Day
(24) VÉNINGER Milán			
1	2:21.174	+7.143	9:29:15.558
2	2:26.673	+12.642	9:31:42.231
3	2:14.031		9:33:56.262
4	2:15.408	+1.377	9:36:11.670
5	2:24.935	+10.904	9:38:36.605

Lap	Lap Tm	Diff	Time of Day
6	2:27.287	+13.256	9:41:03.892
(21) ZSINÓR Gábor			
1	2:16.153		9:29:20.691
2	2:17.340	+1.187	9:31:38.031
3	2:19.589	+3.436	9:33:57.620
4	2:16.523	+0.370	9:36:14.143
5	2:19.829	+3.676	9:38:33.972
6	2:20.139	+3.986	9:40:54.111

Lap	Lap Tm	Diff	Time of Day
(796) KUBA Richárd			
1	2:19.534	+2.747	9:29:37.987
2	2:16.787		9:31:54.774
3	2:17.273	+0.486	9:34:12.047
4	2:21.862	+5.075	9:36:33.909
5	2:30.156	+13.369	9:39:04.065
6	2:22.563	+5.776	9:41:26.628

Lap	Lap Tm	Diff	Time of Day
(4) SCHRENCKH Péter			
1	2:22.289	+5.056	9:29:30.850
2	2:17.233		9:31:48.083
3	2:18.522	+1.289	9:34:06.605
4	2:49.995	+32.762	9:36:56.600
5	3:11.563	+54.330	9:40:08.163

Lap	Lap Tm	Diff	Time of Day
(37) PROKSA Róbert			
1	2:20.251	+2.818	9:30:44.511
2	2:21.145	+3.712	9:33:05.656
3	2:20.400	+2.967	9:35:26.056
4	2:17.433		9:37:43.489
5	2:20.133	+2.700	9:40:03.622

Lap	Lap Tm	Diff	Time of Day
(35) VAJDA Gergő			
1	2:18.355		9:30:06.311
2	2:25.522	+7.167	9:32:31.833
3	2:23.897	+5.542	9:34:55.730
4	2:26.192	+7.837	9:37:21.922
5	2:29.484	+11.129	9:39:51.406
6	2:52.874	+34.519	9:42:44.280

Lap	Lap Tm	Diff	Time of Day
(91) PÁKOZDI Paszkál			
1	2:24.618	+3.961	9:29:36.486
2	2:20.657		9:31:57.143
3	2:22.708	+2.051	9:34:19.851
4	2:22.758	+2.101	9:36:42.609
5	2:26.613	+5.956	9:39:09.222
6	2:24.625	+3.968	9:41:33.847

Lap	Lap Tm	Diff	Time of Day
(74) GAZDAG Ákos			
1	2:24.621	+2.124	9:29:57.978
2	2:22.497		9:32:20.475
3	2:24.565	+2.068	9:34:45.040
4	2:22.753	+0.256	9:37:07.793
5	2:29.381	+6.884	9:39:37.174
6	2:36.324	+13.827	9:42:13.498

Lap	Lap Tm	Diff	Time of Day
(13) VÁLENT László			
1	2:23.769		9:29:58.925
2	2:25.813	+2.044	9:32:24.738
3	2:25.822	+2.053	9:34:50.560
4	2:27.143	+3.374	9:37:17.703
5	2:26.845	+3.076	9:39:44.548
6	2:24.585	+0.816	9:42:09.133

Lap	Lap Tm	Diff	Time of Day
(71) MÁRTA Ferenc			
1	2:30.527	+5.589	9:30:16.530

Orbits





Motor
Hódmezővásárhely
Piliscsév
Nyársapát
Kóka
Tápióbricseke
Csolnok
Kőszárhegy

Magyar Köztársaság Nemzetközi Motocross Bajnokság Hungarian Int. MX Championship

Int. MX OB 3.f. Piliscsév

Sorted on Best Lap time

Qualifying - Mért Edzés

Piliscsév 2,000 Km

2.osztály MX1/MX2

2010.04.25. 10:50

Qualifying started at 10:46:30

Pos	PIC	No.	Name	Club	Make	AA	Class	Best Tm	Diff In Lap
1	1	69	CSIKI Balázs	Energy Moto Team SE	Honda	2M	MX1 II.o	2:02.375	1
2	2	22	SÁSKA Gábor	Bugyi Sport Egyesület	Kawasaki		MX1 II.o	2:03.045	0.670
3	3	213	LÁNCZI Sándor	MAMI Yamaha Fehér	Suzuki		MX1 II.o	2:03.827	1.452
4	1	89	BORDÁS László	Center Motorsport Club	KTM		MX2 II.o	2:05.321	2.946
5	2	23	PALKOVSKIS Dmitrijs	Center Motorsport Club	KTM		MX2 II.o	2:05.340	2.965
6	4	38	GRÓSZ Béla	Kőszárhegyi Motocross Club	KTM		MX1 II.o	2:06.446	4.071
7	3	70	FARKAS Szabolcs	Center Motorsport Club	KTM		MX2 II.o	2:06.530	4.155
8	4	251	SÁSKA Ferenc	Bugyi Sport Egyesület	Honda		MX2 II.o	2:07.096	4.721
9	5	15	JUSZTUSZ Dávid	Full-Gas Motorsport Egyesület	Suzuki		MX1 II.o	2:08.535	6.160
10	5	716	ZANÓCZ Rolland	Suzuki Hollós Racing Team MSE	Suzuki	2M	MX2 II.o	2:08.979	6.604
11	6	592	PÜSPÖKI Roland	Speed-Tech Motorsport Egyesület	Honda		MX1 II.o	2:09.316	6.941
12	7	44	BÁTORI Máté	Langer Motorsport Zomba	Honda		MX1 II.o	2:09.634	7.259
13	8	77	NEGYEDY László	Hegyvidék Sport Szolg. Kft.	Yamaha	2M	MX1 II.o	2:10.220	7.845
14	6	58	GÁL Ádám	Paksi AMSE	KTM		MX2 II.o	2:10.917	8.542
15	9	4	SCHRENCKH Péter	Speed-Tech Motorsport Egyesület	Honda		MX1 II.o	2:11.073	8.698
16	10	71	MÁRTA Ferenc	MotorArt Sport és Művészeti Egyesület	Yamaha		MX1 II.o	2:11.178	8.803
17	11	6	HAVASI Zoltán	Nyári Pál Moto Cross Sportegyesület	KTM		MX1 II.o	2:11.565	9.190
18	7	35	VAJDA Gergő	Speed-Tech Motorsport Egyesület	Yamaha		MX2 II.o	2:12.204	9.829
19	12	796	KUBA Richárd	KTM OKR Team	KTM		MX1 II.o	2:12.313	9.938
20	13	56	KAINZ György	Integrál Motoros Klub	Honda		MX1 II.o	2:12.472	10.097
21	8	37	PROKSA Róbert	Bugyi Sport Egyesület	Yamaha		MX2 II.o	2:13.182	10.807
22	9	24	VÉNINGER Milán	Kőszárhegyi Motocross Club	KTM		MX2 II.o	2:13.341	10.966
23	10	21	ZSINÓR Gábor	Tápiómenti Motoros Klub	Honda		MX2 II.o	2:17.451	15.076
24	11	74	GAZDAG Ákos	Fair-Play Motocross SE	Kawasaki		MX2 II.o	2:22.947	20.572
25	14	91	PÁKOZDI Paszkál	Nyársapáti Motocross Sportegyesület	Honda		MX1 II.o	2:23.286	20.911
26	12	242	BORZÁK Máté	Bugyi Sport Egyesület	Honda		MX2 II.o	2:25.664	23.289
27	15	13	VÁLENT László	Speed-Tech Motorsport Egyesület	KTM		MX1 II.o	2:25.994	23.619
28	13	590	CLAUDIO Lorenzo	Szlovénia	Honda		MX2 II.o	2:37.417	35.042

Orbits





MOTOR
HÓMEZŐVÁSÁRHÉLY
PILISCSÉV
NYÁRSAPÁT
KÓKA
TÁPLOBICSAKE
CSOLNOK
KÖSZÁRMEGYE

Magyar Köztársaság Nemzetközi Motocross Bajnokság Hungarian Int. MX Championship

Int. MX OB 3.f. Piliscsév

Qualifying - Mért Edzés

2.osztály MX1/MX2

Qualifying started at 10:46:30

Piliscsév 2,000 Km

2010.04.25. 10:50

Lap	Lap Tm	Diff	Time of Day
(69) CSIKI Balázs			
1	2:02.375		10:50:42.287
2	3:13.048	+1:10.673	10:53:55.335
3	2:20.132	+17.757	10:56:15.467
4	8:55.352	+6:52.977	11:08:02.183
5	2:03.919	+1.544	11:10:06.102
6	2:05.796	+3.421	11:12:11.898

Lap	Lap Tm	Diff	Time of Day
(22) SÁSKA Gábor			
1	2:03.134	+0.089	10:50:57.005
2	2:03.045		10:53:00.050
3	2:06.159	+3.114	10:55:06.209
4	12:35.466	+10:32.421	11:07:41.675
5	2:04.260	+1.215	11:09:45.935
6	2:04.810	+1.765	11:11:50.745

Lap	Lap Tm	Diff	Time of Day
(213) LÁNCZI Sándor			
1	2:03.827		10:50:43.168
2	3:18.978	+1:15.151	10:54:02.146
3	2:16.966	+13.139	10:56:19.112
4	11:32.852	+9:29.025	11:07:51.964
5	2:07.408	+3.581	11:09:59.372
6	2:07.736	+3.909	11:12:07.108

Lap	Lap Tm	Diff	Time of Day
(89) BORDÁS László			
1	2:07.831	+2.510	10:50:56.601
2	2:08.137	+2.816	10:53:04.738
3	2:10.662	+5.341	10:55:15.400
4	10:16.057	+8:10.736	11:07:49.760
5	2:05.321		11:09:55.081
6	2:56.443	+51.122	11:12:51.524

Lap	Lap Tm	Diff	Time of Day
(23) PALKOVSKIS Dmitrijs			
1	2:05.340		10:51:22.507
2	2:05.841	+0.501	10:53:28.348
3	2:07.821	+2.481	10:55:36.169
4	9:20.240	+7:14.900	11:07:53.877
5	2:05.973	+0.633	11:09:59.850
6	2:08.055	+2.715	11:12:07.905

Lap	Lap Tm	Diff	Time of Day
(38) GRÓSZ Béla			
1	2:06.671	+0.225	10:52:17.142
2	2:13.334	+6.888	10:54:30.476
3	11:58.997	+9:52.551	11:09:17.966
4	2:06.446		11:11:24.412

Lap	Lap Tm	Diff	Time of Day
(70) FARKAS Szabolcs			
1	2:11.654	+5.124	10:52:05.558
2	2:11.836	+5.306	10:54:17.394
3	9:56.924	+7:50.394	11:07:47.370
4	2:06.530		11:09:53.900
5	3:18.325	+1:11.795	11:13:12.225

Lap	Lap Tm	Diff	Time of Day
(251) SÁSKA Ferenc			
1	2:07.096		10:51:03.425
2	2:07.132	+0.036	10:53:10.557
3	2:08.990	+1.894	10:55:19.547
4	9:18.842	+7:11.746	11:07:45.314
5	2:07.577	+0.481	11:09:52.891
6	2:37.277	+30.181	11:12:30.168

Lap	Lap Tm	Diff	Time of Day
(15) JUSZTUSZ Dániel			
1	2:09.736	+1.201	10:51:31.448
2	2:08.535		10:53:39.983
3	2:28.701	+20.166	10:56:08.684

Lap	Lap Tm	Diff	Time of Day
4	8:50.440	+6:41.905	11:07:48.166
5	2:09.114	+0.579	11:09:57.280
6	2:09.141	+0.606	11:12:06.421

Lap	Lap Tm	Diff	Time of Day
(716) ZANÓCZ Roland			
1	2:10.681	+1.702	10:51:14.171
2	2:10.893	+1.914	10:53:25.064
3	2:12.831	+3.852	10:55:37.895
4	6:21.878	+4:12.899	11:07:35.342
5	2:09.819	+0.840	11:09:45.161
6	2:08.979		11:11:54.140

Lap	Lap Tm	Diff	Time of Day
(592) PÜSPÖKI Roland			
1	2:09.798	+0.482	10:51:08.725
2	2:10.000	+0.684	10:53:18.725
3	2:12.220	+2.904	10:55:30.945
4	12:10.007	+10:00.691	11:07:40.952
5	2:09.316		11:09:50.268
6	2:10.992	+1.676	11:12:01.260

Lap	Lap Tm	Diff	Time of Day
(44) BÁTORI Máté			
1	2:10.558	+0.924	10:51:19.027
2	2:16.015	+6.381	10:53:35.042
3	11:54.584	+9:44.950	11:08:25.747
4	2:09.634		11:10:35.381
5	2:33.579	+23.945	11:13:08.960

Lap	Lap Tm	Diff	Time of Day
(77) NEGYEDY László			
1	2:11.164	+0.944	10:50:52.549
2	2:10.220		10:53:02.769
3	11:25.998	+9:15.778	11:08:00.044
4	2:14.629	+4.409	11:10:14.673
5	2:12.020	+1.800	11:12:26.693

Lap	Lap Tm	Diff	Time of Day
(58) GÁL Ádám			
1	2:11.923	+1.006	10:50:58.953
2	2:10.917		10:53:09.870

Lap	Lap Tm	Diff	Time of Day
(4) SCHRENCKH Péter			
1	2:14.298	+3.225	10:51:36.693
2	2:11.073		10:53:47.766
3	2:13.548	+2.475	10:56:01.314
4	9:35.065	+7:23.992	11:08:23.313
5	3:23.975	+1:12.902	11:11:47.288

Lap	Lap Tm	Diff	Time of Day
(71) MÁRTA Ferenc			
1	2:11.178		10:52:07.930
2	2:42.398	+31.220	10:54:50.328
3	12:02.766	+9:51.588	11:09:17.156
4	2:13.832	+2.654	11:11:30.988

Lap	Lap Tm	Diff	Time of Day
(6) HAVASI Zoltán			
1	2:11.565		10:52:14.474
2	16:56.637	+14:45.072	11:09:11.111
3	2:12.901	+1.336	11:11:24.012

Lap	Lap Tm	Diff	Time of Day
(35) VAJDA Gergő			
1	2:13.100	+0.896	10:51:51.406
2	2:35.780	+23.576	10:54:27.186
3	10:45.592	+8:33.388	11:08:12.728
4	2:12.204		11:10:24.932
5	2:13.997	+1.793	11:12:38.929

Lap	Lap Tm	Diff	Time of Day
(796) KUBA Richárd			
1	2:12.313		10:51:30.092
2	2:20.410	+8.097	10:53:50.502

Lap	Lap Tm	Diff	Time of Day
3	2:24.174	+11.861	10:56:14.676

Lap	Lap Tm	Diff	Time of Day
(56) KAINZ György			
1	2:45.574	+33.102	10:51:39.232
2	2:12.472		10:53:51.704
3	12:31.191	+10:18.719	11:09:06.870
4	2:13.552	+1.080	11:11:20.422

Lap	Lap Tm	Diff	Time of Day
(37) PROKSA Róbert			
1	2:14.979	+1.797	10:51:46.112
2	10:34.136	+8:20.954	11:08:23.026
3	2:13.182		11:10:36.208
4	2:24.661	+11.479	11:13:00.869

Lap	Lap Tm	Diff	Time of Day
(24) VÉNINGER Milán			
1	2:31.338	+17.997	10:51:59.610
2	2:22.647	+9.306	10:54:22.257
3	11:30.269	+9:16.928	11:08:16.689
4	2:13.341		11:10:30.030
5	2:14.341	+1.000	11:12:44.371

Lap	Lap Tm	Diff	Time of Day
(21) ZSINÓR Gábor			
1	2:17.451		10:51:41.727

Lap	Lap Tm	Diff	Time of Day
(74) GAZDAG Ákos			
1	2:22.947		10:52:06.010
2	2:26.857	+3.910	10:54:32.867
3	11:14.824	+8:51.877	11:08:22.407
4	2:25.884	+2.937	11:10:48.291
5	2:28.062	+5.115	11:13:16.353

Lap	Lap Tm	Diff	Time of Day
(91) PÁKOZDI Paszkál			
1	2:27.216	+3.930	10:51:48.742
2	2:34.881	+11.595	10:54:23.623
3	11:20.559	+8:57.273	11:08:31.711
4	2:25.097	+1.811	11:10:56.808
5	2:23.286		11:13:20.094

Lap	Lap Tm	Diff	Time of Day
(242) BORZÁK Máté			
1	2:25.664		10:52:26.148
2	2:26.221	+0.557	10:54:52.369
3	11:16.025	+8:50.361	11:08:40.725
4	2:25.668	+0.004	11:11:06.393

Lap	Lap Tm	Diff	Time of Day
(13) VÁLENT László			
1	2:25.994		10:52:06.889
2	2:26.924	+0.930	10:54:33.813
3	10:49.049	+8:23.055	11:07:52.861
4	2:27.226	+1.232	11:10:20.087
5	2:30.486	+4.492	11:12:50.573

Lap	Lap Tm	Diff	Time of Day
(590) CLAUDIO Lorenzo			
1	2:37.417		10:52:41.214
2	2:48.516	+11.099	10:55:29.730
3	10:06.803	+7:29.386	11:08:53.373
4	2:43.209	+5.792	11:11:36.582

Orbits





Motor
Hódmezővásárhely
Piliscsév
Nyársapát
Kóka
Tápióbicsake
Csolnok
Kőszárhegy

Magyar Köztársaság Nemzetközi Motocross Bajnokság Hungarian Int. MX Championship

Int. MX OB 3.f. Piliscsév

Sorted on Laps

Race 1 - 1.futam

Piliscsév 2,000 Km

2.osztály MX1/MX2

2010.04.25. 13:00

Race (15:00 and 1 Laps) started at 13:08:09

Pos	PIC	No.	Name	Club	Make	AA	Class	Laps	Total Tm	Diff	Best Tm	Laps
1	1	213	LÁNCZI Sándor	MAMI Yamaha Fehér	Suzuki		MX1 II.o	8	19:11.705		2:07.299	8
2	2	69	CSIKI Balázs	Energy Moto Team SE	Honda	2M	MX1 II.o	8	19:13.434	1.729	2:06.738	8
3	3	22	SÁSKA Gábor	Bugyi Sport Egyesület	Kawasaki		MX1 II.o	8	19:39.235	27.530	2:06.411	1
4	4	44	BÁTORI Máté	Langer Motorsport Zomba	Honda		MX1 II.o	8	19:41.198	29.493	2:08.499	2
5	5	38	GRÓSZ Béla	Kőszárhegyi Motocross Club	KTM		MX1 II.o	8	19:42.926	31.221	2:09.856	2
6	1	251	SÁSKA Ferenc	Bugyi Sport Egyesület	Honda		MX2 II.o	8	20:07.178	55.473	2:11.810	2
7	2	23	PALKOVSKIS Dmitrijs	Center Motorsport Club	KTM		MX2 II.o	8	20:12.855	1:01.150	2:10.928	2
8	6	15	JUSZTUSZ Dávid	Full-Gas Motorsport Egyesület	Suzuki		MX1 II.o	8	20:25.060	1:13.355	2:12.622	8
9	7	77	NEGYEDY László	Hegyvidék Sport Szolg. Kft.	Yamaha	2M	MX1 II.o	8	20:27.158	1:15.453	2:13.959	1
10	8	592	PÜSPÖKI Roland	Speed-Tech Motorsport Egyesület	Honda		MX1 II.o	8	20:27.189	1:15.484	2:15.127	1
11	3	89	BORDÁS László	Center Motorsport Club	KTM		MX2 II.o	8	20:28.513	1:16.808	2:10.450	8
12	9	4	SCHRENCKH Péter	Speed-Tech Motorsport Egyesület	Honda		MX1 II.o	8	20:30.538	1:18.833	2:14.450	2
13	4	58	GÁL Ádám	Paksi AMSE	KTM		MX2 II.o	8	20:48.129	1:36.424	2:17.394	7
14	5	70	FARKAS Szabolcs	Center Motorsport Club	KTM		MX2 II.o	8	20:55.903	1:44.198	2:12.670	8
15	10	796	KUBA Richárd	KTM OKR Team	KTM		MX1 II.o	8	20:56.808	1:45.103	2:16.283	7
16	6	24	VÉNINGER Milán	Kőszárhegyi Motocross Club	KTM		MX2 II.o	8	20:58.976	1:47.271	2:17.429	3
17	7	37	PROKSA Róbert	Bugyi Sport Egyesület	Yamaha		MX2 II.o	8	21:10.530	1:58.825	2:19.496	8
18	11	56	KAINZ György	Integrál Motoros Klub	Honda		MX1 II.o	8	21:10.936	1:59.231	2:16.508	7
19	8	716	ZANÓCZ Rolland	Suzuki Hollós Racing Team MSE	Suzuki	2M	MX2 II.o	8	21:12.679	2:00.974	2:14.933	6
20	9	35	VAJDA Gergő	Speed-Tech Motorsport Egyesület	Yamaha		MX2 II.o	8	21:21.758	2:10.053	2:19.938	8
21	12	71	MÁRTA Ferenc	MotorArt Sport és Művészeti Egyesület	Yamaha		MX1 II.o	7	19:20.815	1 Lap	2:22.995	3
22	13	6	HAVASI Zoltán	Nyári Pál Moto Cross Sportegyesület	KTM		MX1 II.o	7	19:36.481	1 Lap	2:20.496	5
23	14	91	PÁKOZDI Paszkál	Nyársapáti Motocross Sportegyesület	Honda		MX1 II.o	7	20:07.770	1 Lap	2:26.933	5
24	10	74	GAZDAG Ákos	Fair-Play Motocross SE	Kawasaki		MX2 II.o	7	20:19.680	1 Lap	2:25.860	1
25	15	13	VÁLENT László	Speed-Tech Motorsport Egyesület	KTM		MX1 II.o	7	20:26.211	1 Lap	2:30.498	1
26	11	242	BORZÁK Máté	Bugyi Sport Egyesület	Honda		MX2 II.o	7	21:14.221	1 Lap	2:32.802	3
27	12	590	CLAUDIO Lorenzo	Szlovénia	Honda		MX2 II.o	6	20:03.272	2 Laps	2:42.940	2

Not classified (75% = 6 Laps)

DNS	DNS	21	ZSINÓR Gábor	Tápiómenti Motoros Klub	Honda		MX2 II.o			DNS		0
-----	-----	----	--------------	-------------------------	-------	--	----------	--	--	-----	--	---

Margin of Victory	Avg. Speed	Best Lap Tm	Best Speed	Best Lap by
1.729	50,013	2:06.411	56,957	22 - SÁSKA Gábor

Orbits





Monor
Hódmezővásárhely
Piliscsév
Nyársapát
Kóka
Tápióbicske
Csolnok
Kőszárhegy

Magyar Köztársaság Nemzetközi Motocross Bajnokság Hungarian Int. MX Championship

Int. MX OB 3.f. Piliscsév

Sorted on Laps

Race 1 - 1.futam

Piliscsév 2,000 Km

2.osztály MX1/MX2

2010.04.25. 13:00

Race (15:00 and 1 Laps) started at 13:08:09

Pos	PIC	No.	Name	Club	Make	AA	Class	Laps	Total Tm	Diff	Best Tm	Laps
MX1 II.o												
1	1	213	LÁNCZI Sándor	MAMI Yamaha Fehér	Suzuki		MX1 II.o	8	19:11.705		2:07.299	8
2	2	69	CSIKI Balázs	Energy Moto Team SE	Honda	2M	MX1 II.o	8	19:13.434	1.729	2:06.738	8
3	3	22	SÁSKA Gábor	Bugyi Sport Egyesület	Kawasaki		MX1 II.o	8	19:39.235	27.530	2:06.411	1
4	4	44	BÁTORI Máté	Langer Motorsport Zomba	Honda		MX1 II.o	8	19:41.198	29.493	2:08.499	2
5	5	38	GRÓSZ Béla	Kőszárhegyi Motocross Club	KTM		MX1 II.o	8	19:42.926	31.221	2:09.856	2
6	6	15	JUSZTUSZ Dávid	Full-Gas Motorsport Egyesület	Suzuki		MX1 II.o	8	20:25.060	1:13.355	2:12.622	8
7	7	77	NEGVEDY László	Hegyvidék Sport Szolg. Kft.	Yamaha	2M	MX1 II.o	8	20:27.158	1:15.453	2:13.959	1
8	8	592	PÜSPÖKI Roland	Speed-Tech Motorsport Egyesület	Honda		MX1 II.o	8	20:27.189	1:15.484	2:15.127	1
9	9	4	SCHRENCKH Péter	Speed-Tech Motorsport Egyesület	Honda		MX1 II.o	8	20:30.538	1:18.833	2:14.450	2
10	10	796	KUBA Richárd	KTM OKR Team	KTM		MX1 II.o	8	20:56.808	1:45.103	2:16.283	7
11	11	56	KAINZ György	Integrál Motoros Klub	Honda		MX1 II.o	8	21:10.936	1:59.231	2:16.508	7
12	12	71	MÁRTA Ferenc	MotorArt Sport és Művészeti Egyesület	Yamaha		MX1 II.o	7	19:20.815	1 Lap	2:22.995	3
13	13	6	HAVASI Zoltán	Nyári Pál Moto Cross Sportegyesület	KTM		MX1 II.o	7	19:36.481	1 Lap	2:20.496	5
14	14	91	PÁKOZDI Paszkál	Nyársapáti Motocross Sportegyesület	Honda		MX1 II.o	7	20:07.770	1 Lap	2:26.933	5
15	15	13	VÁLENT László	Speed-Tech Motorsport Egyesület	KTM		MX1 II.o	7	20:26.211	1 Lap	2:30.498	1

MX2 II.o												
1	1	251	SÁSKA Ferenc	Bugyi Sport Egyesület	Honda		MX2 II.o	8	20:07.178		2:11.810	2
2	2	23	PALKOVSKIS Dmitrijs	Center Motorsport Club	KTM		MX2 II.o	8	20:12.855	5.677	2:10.928	2
3	3	89	BORDÁS László	Center Motorsport Club	KTM		MX2 II.o	8	20:28.513	21.335	2:10.450	8
4	4	58	GÁL Ádám	Paksi AMSE	KTM		MX2 II.o	8	20:48.129	40.951	2:17.394	7
5	5	70	FARKAS Szabolcs	Center Motorsport Club	KTM		MX2 II.o	8	20:55.903	48.725	2:12.670	8
6	6	24	VÉNINGER Milán	Kőszárhegyi Motocross Club	KTM		MX2 II.o	8	20:58.976	51.798	2:17.429	3
7	7	37	PROKSA Róbert	Bugyi Sport Egyesület	Yamaha		MX2 II.o	8	21:10.530	1:03.352	2:19.496	8
8	8	716	ZANÓCZ Rolland	Suzuki Hollós Racing Team MSE	Suzuki	2M	MX2 II.o	8	21:12.679	1:05.501	2:14.933	6
9	9	35	VAJDA Gergő	Speed-Tech Motorsport Egyesület	Yamaha		MX2 II.o	8	21:21.758	1:14.580	2:19.938	8
10	10	74	GAZDAG Ákos	Fair-Play Motocross SE	Kawasaki		MX2 II.o	7	20:19.680	1 Lap	2:25.860	1
11	11	242	BORZÁK Máté	Bugyi Sport Egyesület	Honda		MX2 II.o	7	21:14.221	1 Lap	2:32.802	3
12	12	590	CLAUDIO Lorenzo	Szlovénia	Honda		MX2 II.o	6	20:03.272	2 Laps	2:42.940	2

Not classified (75% = 6 Laps)

DNS	DNS	21	ZSINÓR Gábor	Tápiómenti Motoros Klub	Honda		MX2 II.o			DNS		0
-----	-----	----	--------------	-------------------------	-------	--	----------	--	--	-----	--	---

Margin of Victory	Avg. Speed	Best Lap Tm	Best Speed	Best Lap by
1.729	50,013	2:06.411	56,957	22 - SÁSKA Gábor

Orbits





MOTOR
HÓMEZŐVÁSÁRNÉLY
PILISCSÉV
NYÁRSAPÁT
KÓKA
TÁPÓBICSAKE
CSOLNOK
KÖSZÁRTLEGY

Magyar Köztársaság Nemzetközi Motocross Bajnokság Hungarian Int. MX Championship

Int. MX OB 3.f. Piliscsév

Race 1 - 1.futam

2.osztály MX1/MX2

Race (15:00 and 1 Laps) started at 13:08:09

Piliscsév 2,000 Km

2010.04.25. 13:00

Lap	Lap Tm	Diff	Time of Day
(213) LÁNCZI Sándor			
1	2:08.161	+0.862	13:12:21.835
2	2:07.920	+0.621	13:14:29.755
3	2:07.514	+0.215	13:16:37.269
4	2:10.503	+3.204	13:18:47.772
5	2:08.669	+1.370	13:20:56.441
6	2:08.736	+1.437	13:23:05.177
7	2:08.258	+0.959	13:25:13.435
8	2:07.299		13:27:20.734

Lap	Lap Tm	Diff	Time of Day
(69) CSIKI Balázs			
1	2:10.423	+3.685	13:12:27.435
2	2:07.253	+0.515	13:14:34.688
3	2:08.101	+1.363	13:16:42.789
4	2:08.396	+1.658	13:18:51.185
5	2:08.312	+1.574	13:20:59.497
6	2:08.552	+1.814	13:23:08.049
7	2:07.676	+0.938	13:25:15.725
8	2:06.738		13:27:22.463

Lap	Lap Tm	Diff	Time of Day
(22) SÁSKA Gábor			
1	2:06.411		13:12:33.091
2	2:08.313	+1.902	13:14:41.404
3	2:08.157	+1.746	13:16:49.561
4	2:10.414	+4.003	13:18:59.975
5	2:10.922	+4.511	13:21:10.897
6	2:12.074	+5.663	13:23:22.971
7	2:12.031	+5.620	13:25:35.002
8	2:13.262	+6.851	13:27:48.264

Lap	Lap Tm	Diff	Time of Day
(44) BÁTORI Máté			
1	2:09.136	+0.637	13:12:29.247
2	2:08.499		13:14:37.746
3	2:10.825	+2.326	13:16:48.571
4	2:14.262	+5.763	13:19:02.833
5	2:12.529	+4.030	13:21:15.362
6	2:12.579	+4.080	13:23:27.941
7	2:11.608	+3.109	13:25:39.549
8	2:10.678	+2.179	13:27:50.227

Lap	Lap Tm	Diff	Time of Day
(38) GRÓSZ Béla			
1	2:10.058	+0.202	13:12:31.273
2	2:09.856		13:14:41.129
3	2:11.249	+1.393	13:16:52.378
4	2:11.944	+2.088	13:19:04.322
5	2:11.771	+1.915	13:21:16.093
6	2:12.304	+2.448	13:23:28.397
7	2:12.148	+2.292	13:25:40.545
8	2:11.410	+1.554	13:27:51.955

Lap	Lap Tm	Diff	Time of Day
(251) SÁSKA Ferenc			
1	2:11.995	+0.185	13:12:35.946
2	2:11.810		13:14:47.756
3	2:12.066	+0.256	13:16:59.822
4	2:13.703	+1.893	13:19:13.525
5	2:14.989	+3.179	13:21:28.514
6	2:14.496	+2.686	13:23:43.010
7	2:15.399	+3.589	13:25:58.409
8	2:17.798	+5.988	13:28:16.207

Lap	Lap Tm	Diff	Time of Day
(23) PALKOVSKIS Dmitrijs			
1	2:14.072	+3.144	13:12:51.635
2	2:10.928		13:15:02.563
3	2:12.255	+1.327	13:17:14.818
4	2:15.970	+5.042	13:19:30.788

Lap	Lap Tm	Diff	Time of Day
5	2:13.239	+2.311	13:21:44.027
6	2:13.428	+2.500	13:23:57.455
7	2:12.450	+1.522	13:26:09.905
8	2:11.979	+1.051	13:28:21.884

Lap	Lap Tm	Diff	Time of Day
(15) JUSZTUSZ Dávid			
1	2:14.507	+1.885	13:12:54.605
2	2:16.447	+3.825	13:15:11.052
3	2:14.717	+2.095	13:17:25.769
4	2:13.455	+0.833	13:19:39.224
5	2:15.401	+2.779	13:21:54.625
6	2:13.216	+0.594	13:24:07.841
7	2:13.626	+1.004	13:26:21.467
8	2:12.622		13:28:34.089

Lap	Lap Tm	Diff	Time of Day
(77) NEGYEDY László			
1	2:13.959		13:12:29.976
2	2:16.873	+2.914	13:14:46.849
3	2:20.991	+7.032	13:17:07.840
4	2:16.370	+2.411	13:19:24.210
5	2:15.985	+2.026	13:21:40.195
6	2:18.913	+4.954	13:23:59.108
7	2:19.084	+5.125	13:26:18.192
8	2:17.995	+4.036	13:28:36.187

Lap	Lap Tm	Diff	Time of Day
(592) PÜSPÖKI Roland			
1	2:15.127		13:12:43.357
2	2:15.583	+0.456	13:14:58.940
3	2:15.332	+0.205	13:17:14.272
4	2:17.010	+1.883	13:19:31.282
5	2:17.502	+2.375	13:21:48.784
6	2:15.554	+0.427	13:24:04.338
7	2:15.220	+0.093	13:26:19.558
8	2:16.660	+1.533	13:28:36.218

Lap	Lap Tm	Diff	Time of Day
(89) BORDÁS László			
1	2:13.256	+2.806	13:13:13.174
2	2:11.643	+1.193	13:15:24.817
3	2:11.410	+0.960	13:17:36.227
4	2:14.007	+3.557	13:19:50.234
5	2:12.841	+2.391	13:22:03.075
6	2:11.813	+1.363	13:24:14.888
7	2:12.204	+1.754	13:26:27.092
8	2:10.450		13:28:37.542

Lap	Lap Tm	Diff	Time of Day
(4) SCHRENCKH Péter			
1	2:16.303	+1.853	13:12:41.367
2	2:14.450		13:14:55.817
3	2:15.659	+1.209	13:17:11.476
4	2:17.616	+3.166	13:19:29.092
5	2:18.916	+4.466	13:21:48.008
6	2:16.807	+2.357	13:24:04.815
7	2:17.095	+2.645	13:26:21.910
8	2:17.657	+3.207	13:28:39.567

Lap	Lap Tm	Diff	Time of Day
(58) GÁL Ádám			
1	2:17.405	+0.011	13:12:49.024
2	2:18.123	+0.729	13:15:07.147
3	2:17.523	+0.129	13:17:24.670
4	2:18.212	+0.818	13:19:42.882
5	2:17.527	+0.133	13:22:00.409
6	2:19.488	+2.094	13:24:19.897
7	2:17.394		13:26:37.291
8	2:19.867	+2.473	13:28:57.158

Lap	Lap Tm	Diff	Time of Day
(70) FARKAS Szabolcs			

Lap	Lap Tm	Diff	Time of Day
1	2:12.802	+0.132	13:12:44.523
2	2:49.531	+36.861	13:15:34.054
3	2:15.575	+2.905	13:17:49.629
4	2:14.387	+1.717	13:20:04.016
5	2:15.246	+2.576	13:22:19.262
6	2:17.962	+5.292	13:24:37.224
7	2:15.038	+2.368	13:26:52.262
8	2:12.670		13:29:04.932

Lap	Lap Tm	Diff	Time of Day
(796) KUBA Richárd			
1	2:18.985	+2.702	13:12:58.493
2	2:18.883	+2.600	13:15:17.376
3	2:18.345	+2.062	13:17:35.721
4	2:20.379	+4.096	13:19:56.100
5	2:19.162	+2.879	13:22:15.262
6	2:17.646	+1.363	13:24:32.908
7	2:16.283		13:26:49.191
8	2:16.646	+0.363	13:29:05.837

Lap	Lap Tm	Diff	Time of Day
(24) VÉNINGER Milán			
1	2:18.730	+1.301	13:12:53.667
2	2:19.825	+2.396	13:15:13.492
3	2:17.429		13:17:30.921
4	2:18.631	+1.202	13:19:49.552
5	2:18.922	+1.493	13:22:08.474
6	2:20.369	+2.940	13:24:28.843
7	2:18.692	+1.263	13:26:47.535
8	2:20.470	+3.041	13:29:08.005

Lap	Lap Tm	Diff	Time of Day
(37) PROKSA Róbert			
1	2:19.725	+0.229	13:12:52.678
2	2:20.372	+0.876	13:15:13.050
3	2:21.188	+1.692	13:17:34.238
4	2:20.661	+1.165	13:19:54.899
5	2:22.652	+3.156	13:22:17.551
6	2:21.285	+1.789	13:24:38.836
7	2:21.227	+1.731	13:27:00.063
8	2:19.496		13:29:19.559

Lap	Lap Tm	Diff	Time of Day
(56) KAINZ György			
1	2:18.364	+1.856	13:13:15.295
2	2:18.033	+1.525	13:15:33.328
3	2:18.123	+1.615	13:17:51.451
4	2:17.083	+0.575	13:20:08.534
5	2:18.452	+1.944	13:22:26.986
6	2:17.311	+0.803	13:24:44.297
7	2:16.508		13:27:00.805
8	2:19.160	+2.652	13:29:19.965

Lap	Lap Tm	Diff	Time of Day
(716) ZANÓCZ Roland			
1	2:18.264	+3.331	13:13:24.634
2	2:18.707	+3.774	13:15:43.341
3	2:17.369	+2.436	13:18:00.710
4	2:17.846	+2.913	13:20:18.556
5	2:16.767	+1.834	13:22:35.323
6	2:14.933		13:24:50.256
7	2:15.069	+0.136	13:27:05.325
8	2:16.383	+1.450	13:29:21.708

Lap	Lap Tm	Diff	Time of Day
(35) VAJDA Gergő			
1	2:22.339	+2.401	13:13:02.551
2	2:23.268	+3.330	13:15:25.819
3	2:19.954	+0.016	13:17:45.773
4	2:22.017	+2.079	13:20:07.790
5	2:22.216	+2.278	13:22:30.006
6	2:20.316	+0.378	13:24:50.322

Orbits





Mouot
Hódmezővásárhely
Piliscsév
Nyársapát
Kóka
Tápióbicske
Csolnok
Kőszárhegy

Magyar Köztársaság Nemzetközi Motocross Bajnokság Hungarian Int. MX Championship

Int. MX OB 3.f. Piliscsév

Race 1 - 1.futam

Piliscsév 2,000 Km

2.osztály MX1/MX2

2010.04.25. 13:00

Race (15:00 and 1 Laps) started at 13:08:09

Lap	Lap Tm	Diff	Time of Day
7	2:20.527	+0.589	13:27:10.849
8	2:19.938		13:29:30.787

(71) MÁRTA Ferenc

1	2:26.444	+3.449	13:13:03.508
2	2:24.287	+1.292	13:15:27.795
3	2:22.995		13:17:50.790
4	2:23.502	+0.507	13:20:14.292
5	2:24.106	+1.111	13:22:38.398
6	2:23.383	+0.388	13:25:01.781
7	2:28.063	+5.068	13:27:29.844

(6) HAVASI Zoltán

1	2:36.967	+16.471	13:13:29.093
2	2:21.994	+1.498	13:15:51.087
3	2:22.497	+2.001	13:18:13.584
4	2:22.213	+1.717	13:20:35.797
5	2:20.496		13:22:56.293
6	2:25.782	+5.286	13:25:22.075
7	2:23.435	+2.939	13:27:45.510

(91) PÁKOZDI Paszkál

1	2:29.686	+2.753	13:13:21.178
2	2:28.269	+1.336	13:15:49.447
3	2:31.612	+4.679	13:18:21.059
4	2:29.620	+2.687	13:20:50.679
5	2:26.933		13:23:17.612
6	2:30.085	+3.152	13:25:47.697
7	2:29.102	+2.169	13:28:16.799

(74) GAZDAG Ákos

1	2:25.860		13:13:11.511
2	2:30.314	+4.454	13:15:41.825
3	2:30.626	+4.766	13:18:12.451
4	2:30.786	+4.926	13:20:43.237
5	2:36.088	+10.228	13:23:19.325
6	2:35.576	+9.716	13:25:54.901
7	2:33.808	+7.948	13:28:28.709

(13) VÁLENT László

1	2:30.498		13:13:17.107
2	2:33.589	+3.091	13:15:50.696
3	2:32.575	+2.077	13:18:23.271
4	2:32.207	+1.709	13:20:55.478
5	2:35.265	+4.767	13:23:30.743
6	2:32.505	+2.007	13:26:03.248
7	2:31.992	+1.494	13:28:35.240

(242) BORZÁK Máté

1	2:36.935	+4.133	13:13:34.716
2	2:32.966	+0.164	13:16:07.682
3	2:32.802		13:18:40.484
4	2:43.664	+10.862	13:21:24.148
5	2:41.896	+9.094	13:24:06.044
6	2:34.834	+2.032	13:26:40.878
7	2:42.372	+9.570	13:29:23.250

(590) CLAUDIO Lorenzo

1	2:44.004	+1.064	13:13:45.060
2	2:42.940		13:16:28.000
3	3:14.480	+31.540	13:19:42.480
4	2:52.975	+10.035	13:22:35.455
5	2:46.440	+3.500	13:25:21.895
6	2:50.406	+7.466	13:28:12.301

Orbits





Monor
Hódmezővásárhely
Piliscsév
Nyársapát
Kóka
Tápióbicske
Csolnok
Köszárhegy

Magyar Köztársaság Nemzetközi Motocross Bajnokság Hungarian Int. MX Championship

Int. MX OB 3.f. Piliscsév

Lapchart


Race 1 - 1.futam

Piliscsév 2,000 Km

2.osztály MX1/MX2

2010.04.25. 13:00

Race (15:00 and 1 Laps) started at 13:08:09



Competitors	Laps									
	0	1	2	3	4	5	6	7	8	
LÁNCZI Sándor (213)	1	213	213	213	213	213	213	213	213	213
NEGYEDY László (77)	2	77	69	69	69	69	69	69	69	69
CSIKI Balázs (69)	3	69	44	44	44	22	22	22	22	22
BÁTORI Máté (44)	4	44	77	38	22	44	44	44	44	44
GRÓSZ Béla (38)	5	38	38	22	38	38	38	38	38	38
SÁSKA Ferenc (251)	6	251	22	77	251	251	251	251	251	251
SCHRENCKH Péter (4)	7	4	251	251	77	77	77	23	23	23
SÁSKA Gábor (22)	8	22	4	4	4	4	23	77	77	15
PÜSPÓKI Roland (592)	9	592	592	592	592	23	4	592	592	77
GÁL Ádám (58)	10	58	70	23	23	592	592	4	15	592
FARKAS Szabolcs (70)	11	70	58	58	58	15	15	15	4	89
PROKSA Róbert (37)	12	37	23	15	15	58	58	89	89	4
VÉNINGER Milán (24)	13	24	37	37	24	24	89	58	58	58
MÁRTA Ferenc (71)	14	71	24	24	37	89	24	24	24	70
PALKOVSKIS Dmitrijs (23)	15	23	15	796	796	37	796	796	796	796
KUBA Richárd (796)	16	796	796	89	89	796	37	70	70	24
JUSZTUSZ Dávid (15)	17	15	35	35	35	70	70	37	37	37
VAJDA Gergő (35)	18	35	71	71	70	35	56	56	56	56
GAZDAG Ákos (74)	19	74	74	56	71	56	35	716	716	716
VÁLENT László (13)	20	13	89	70	56	71	716	35	35	35
PÁKOZDI Paszkál (91)	21	91	56	74	716	716	71	71	71	
HAVASI Zoltán (6)	22	6	13	716	74	6	6	6	6	
KAINZ György (56)	23	56	91	91	6	74	91	91	91	
BORZÁK Máté (242)	24	242	716	13	91	91	74	74	74	
BORDÁS László (89)	25	89	6	6	13	13	13	13	13	
CLAUDIO Lorenzo (590)	26	590	242	242	242	242	242	242	242	
ZANÓCZ Rolland (716)	27	716	590	590	590	590	590	590	590	
-	28									



MOTOR
HÓMEZŐVÁSÁRHÉLY
PILISCSÉV
NYÁRSAPÁT
KÓKA
TÁPIÓBICSAKE
CSOLNOK
KŐSZÁRHEGY

Magyar Köztársaság Nemzetközi Motocross Bajnokság Hungarian Int. MX Championship

Int. MX OB 3.f. Piliscsév

Sorted on Laps

Race 2 - 2.futam

Piliscsév 2,000 Km

2.osztály MX1/MX2

2010.04.25. 15:30

Race (15:00 and 2 Laps) started at 15:35:29

Pos	PIC	No.	Name	Club	Make	AA	Class	Laps	Total Tm	Diff	Best Tm	Lap
1	1	69	CSIKI Balázs	Energy Moto Team SE	Honda	2M	MX1 II.o	8	19:46.303		2:09.912	2
2	2	22	SÁSKA Gábor	Bugyi Sport Egyesület	Kawasaki		MX1 II.o	8	19:58.861	12.558	2:08.413	2
3	1	23	PALKOVSZKIS Dmitrijs	Center Motorsport Club	KTM		MX2 II.o	8	20:07.651	21.348	2:11.566	2
4	3	38	GRÓSZ Béla	Kőszárhegyi Motocross Club	KTM		MX1 II.o	8	20:27.612	41.309	2:13.114	2
5	2	251	SÁSKA Ferenc	Bugyi Sport Egyesület	Honda		MX2 II.o	8	20:36.186	49.883	2:13.982	1
6	4	592	PÜSPÓKI Roland	Speed-Tech Motorsport Egyesület	Honda		MX1 II.o	8	20:41.576	55.273	2:14.984	6
7	3	89	BORDÁS László	Center Motorsport Club	KTM		MX2 II.o	8	20:43.937	57.634	2:13.676	6
8	5	15	JUSZTUSZ Dávid	Full-Gas Motorsport Egyesület	Suzuki		MX1 II.o	8	20:55.790	1:09.487	2:15.163	6
9	4	716	ZANÓCZ Rolland	Suzuki Hollós Racing Team MSE	Suzuki	2M	MX2 II.o	8	21:11.395	1:25.092	2:18.736	4
10	6	44	BÁTORI Máté	Langer Motorsport Zomba	Honda		MX1 II.o	8	21:17.596	1:31.293	2:16.385	5
11	7	56	KAINZ György	Integrál Motoros Klub	Honda		MX1 II.o	8	21:18.138	1:31.835	2:17.982	6
12	8	796	KUBA Richárd	KTM OKR Team	KTM		MX1 II.o	8	21:23.697	1:37.394	2:18.234	8
13	9	4	SCHRENCKH Péter	Speed-Tech Motorsport Egyesület	Honda		MX1 II.o	8	21:24.547	1:38.244	2:19.770	2
14	5	70	FARKAS Szabolcs	Center Motorsport Club	KTM		MX2 II.o	8	21:44.782	1:58.479	2:17.231	1
15	6	37	PROKSA Róbert	Bugyi Sport Egyesület	Yamaha		MX2 II.o	8	21:46.671	2:00.368	2:23.293	8
16	7	35	VAJDA Gergő	Speed-Tech Motorsport Egyesület	Yamaha		MX2 II.o	8	21:47.364	2:01.061	2:21.251	8
17	8	58	GÁL Ádám	Paksi AMSE	KTM		MX2 II.o	8	22:00.942	2:14.639	2:20.538	3
18	10	71	MÁRTA Ferenc	MotorArt Sport és Művészeti Egyesület	Yamaha		MX1 II.o	7	19:52.974	1 Lap	2:26.211	5
19	11	77	NEGIEDY László	Hegyvidék Sport Szolg. Kft.	Yamaha	2M	MX1 II.o	7	20:04.276	1 Lap	2:20.570	1
20	12	6	HAVASI Zoltán	Nyári Pál Moto Cross Sportegyesület	KTM		MX1 II.o	7	20:20.585	1 Lap	2:20.579	7
21	13	91	PÁKOZDI Paszkál	Nyársapáti Motocross Sportegyesület	Honda		MX1 II.o	7	20:29.272	1 Lap	2:29.173	5
22	14	13	VÁLENT László	Speed-Tech Motorsport Egyesület	KTM		MX1 II.o	7	20:51.784	1 Lap	2:32.491	2
23	9	242	BORZÁK Máté	Bugyi Sport Egyesület	Honda		MX2 II.o	7	21:17.302	1 Lap	2:32.536	4
24	10	74	GAZDAG Ákos	Fair-Play Motocross SE	Kawasaki		MX2 II.o	7	22:01.419	1 Lap	2:32.672	3

Not classified (75% = 6 Laps)

		213	LÁNCZI Sándor	MAMI Yamaha Fehér	Suzuki		MX1 II.o	5	13:05.625	3 Laps	2:10.882	5
		590	CLAUDIO Lorenzo	Szlovénia	Honda		MX2 II.o	4	14:37.963	4 Laps	2:50.651	1
		24	VÉNINGER Milán	Kőszárhegyi Motocross Club	KTM		MX2 II.o	3	11:33.043	5 Laps	2:24.472	1
NS	DNS	21	ZSINÓR Gábor	Tápiómenti Motoros Klub	Honda		MX2 II.o			DNS		0

Margin of Victory

Avg. Speed

Best Lap Tm

Best Speed

Best Lap by

12.558

48,554

2:08.413

56,069

22 - SÁSKA Gábor

Orbits





MOTOR
HÓMEZŐVÁSÁRHÉLY
PILISCSÉV
NYÁRSAPÁT
KÓKA
TÁPIÓBICSAKE
CSOLNOK
KŐSZÁRHEGY

Magyar Köztársaság Nemzetközi Motocross Bajnokság Hungarian Int. MX Championship

Int. MX OB 3.f. Piliscsév

Sorted on Laps

Race 2 - 2.futam

Piliscsév 2,000 Km

2.osztály MX1/MX2

2010.04.25. 15:30

Race (15:00 and 2 Laps) started at 15:35:29

Pos	PIC	No.	Name	Club	Make	AA	Class	Laps	Total Tm	Diff	Best Tm	Lap
MX1 II.o												
1	1	69	CSIKI Balázs	Energy Moto Team SE	Honda	2M	MX1 II.o	8	19:46.303		2:09.912	2
2	2	22	SÁSKA Gábor	Bugyi Sport Egyesület	Kawasaki		MX1 II.o	8	19:58.861	12.558	2:08.413	2
3	3	38	GRÓSZ Béla	Kőszárhegyi Motocross Club	KTM		MX1 II.o	8	20:27.612	41.309	2:13.114	2
4	4	592	PÜSPÓKI Roland	Speed-Tech Motorsport Egyesület	Honda		MX1 II.o	8	20:41.576	55.273	2:14.984	6
5	5	15	JUSZTUSZ Dávid	Full-Gas Motorsport Egyesület	Suzuki		MX1 II.o	8	20:55.790	1:09.487	2:15.163	6
6	6	44	BÁTORI Máté	Langer Motorsport Zomba	Honda		MX1 II.o	8	21:17.596	1:31.293	2:16.385	5
7	7	56	KAINZ György	Integrál Motoros Klub	Honda		MX1 II.o	8	21:18.138	1:31.835	2:17.982	6
8	8	796	KUBA Richárd	KTM OKR Team	KTM		MX1 II.o	8	21:23.697	1:37.394	2:18.234	8
9	9	4	SCHRENCKH Péter	Speed-Tech Motorsport Egyesület	Honda		MX1 II.o	8	21:24.547	1:38.244	2:19.770	2
10	10	71	MÁRTA Ferenc	MotorArt Sport és Művészeti Egyesület	Yamaha		MX1 II.o	7	19:52.974	1 Lap	2:26.211	5
11	11	77	NEGIEDY László	Hegyvidék Sport Szolg. Kft.	Yamaha	2M	MX1 II.o	7	20:04.276	1 Lap	2:20.570	1
12	12	6	HAVASI Zoltán	Nyári Pál Moto Cross Sportegyesület	KTM		MX1 II.o	7	20:20.585	1 Lap	2:20.579	7
13	13	91	PÁKOZDI Paszkál	Nyársapáti Motocross Sportegyesület	Honda		MX1 II.o	7	20:29.272	1 Lap	2:29.173	5
14	14	13	VÁLENT László	Speed-Tech Motorsport Egyesület	KTM		MX1 II.o	7	20:51.784	1 Lap	2:32.491	2

Not classified (75% = 6 Laps)

213		LÁNCZI Sándor	MAMI Yamaha Fehér	Suzuki		MX1 II.o	5	13:05.625	3 Laps	2:10.882	5
-----	--	---------------	-------------------	--------	--	----------	---	-----------	--------	----------	---

MX2 II.o

1	1	23	PALKOVSKIS Dmitrijs	Center Motorsport Club	KTM		MX2 II.o	8	20:07.651		2:11.566	2
2	2	251	SÁSKA Ferenc	Bugyi Sport Egyesület	Honda		MX2 II.o	8	20:36.186	28.535	2:13.982	1
3	3	89	BORDÁS László	Center Motorsport Club	KTM		MX2 II.o	8	20:43.937	36.286	2:13.676	6
4	4	716	ZANÓCZ Rolland	Suzuki Hollós Racing Team MSE	Suzuki	2M	MX2 II.o	8	21:11.395	1:03.744	2:18.736	4
5	5	70	FARKAS Szabolcs	Center Motorsport Club	KTM		MX2 II.o	8	21:44.782	1:37.131	2:17.231	1
6	6	37	PROKSA Róbert	Bugyi Sport Egyesület	Yamaha		MX2 II.o	8	21:46.671	1:39.020	2:23.293	8
7	7	35	VAJDA Gergő	Speed-Tech Motorsport Egyesület	Yamaha		MX2 II.o	8	21:47.364	1:39.713	2:21.251	8
8	8	58	GÁL Ádám	Paksi AMSE	KTM		MX2 II.o	8	22:00.942	1:53.291	2:20.538	3
9	9	242	BORZÁK Máté	Bugyi Sport Egyesület	Honda		MX2 II.o	7	21:17.302	1 Lap	2:32.536	4
10	10	74	GAZDAG Ákos	Fair-Play Motocross SE	Kawasaki		MX2 II.o	7	22:01.419	1 Lap	2:32.672	3

Not classified (75% = 6 Laps)

590		CLAUDIO Lorenzo	Szlovénia	Honda		MX2 II.o	4	14:37.963	4 Laps	2:50.651	1
24		VÉNINGER Milán	Kőszárhegyi Motocross Club	KTM		MX2 II.o	3	11:33.043	5 Laps	2:24.472	1

NS	DNS	21	ZSINÓR Gábor	Tápiómenti Motoros Klub	Honda		MX2 II.o			DNS	0
----	-----	----	--------------	-------------------------	-------	--	----------	--	--	-----	---

Margin of Victory	Avg. Speed	Best Lap Tm	Best Speed	Best Lap by
12.558	48,554	2:08.413	56,069	22 - SÁSKA Gábor

Orbits





MOTOR
HÓMEZŐVÁSÁRNÉLY
PILISCSÉV
NYÁRSAPÁT
KÓKA
TÁPLOBICSAKE
CSOLNOK
KÖSZÁRTLEGY

Magyar Köztársaság Nemzetközi Motocross Bajnokság Hungarian Int. MX Championship

Int. MX OB 3.f. Piliscsév

Race 2 - 2.futam

2.osztály MX1/MX2

Race (15:00 and 2 Laps) started at 15:35:29

Piliscsév 2,000 Km

2010.04.25. 15:30

Lap	Lap Tm	Diff	Time of Day
(69) CSIKI Balázs			
1	2:11.614	+1.702	15:39:53.601
2	2:09.912		15:42:03.513
3	2:11.616	+1.704	15:44:15.129
4	2:10.336	+0.424	15:46:25.465
5	2:10.313	+0.401	15:48:35.778
6	2:13.028	+3.116	15:50:48.806
7	2:12.541	+2.629	15:53:01.347
8	2:14.747	+4.835	15:55:16.094

Lap	Lap Tm	Diff	Time of Day
(22) SÁSKA Gábor			
1	2:09.528	+1.115	15:39:48.208
2	2:08.413		15:41:56.621
3	2:12.404	+3.991	15:44:09.025
4	2:15.835	+7.422	15:46:24.860
5	2:16.773	+8.360	15:48:41.633
6	2:17.534	+9.121	15:50:59.167
7	2:15.219	+6.806	15:53:14.386
8	2:14.266	+5.853	15:55:28.652

Lap	Lap Tm	Diff	Time of Day
(23) PALKOVSKIS Dmitrijs			
1	2:12.902	+1.336	15:39:57.765
2	2:11.566		15:42:09.331
3	2:12.488	+0.922	15:44:21.819
4	2:13.652	+2.086	15:46:35.471
5	2:14.291	+2.725	15:48:49.762
6	2:16.074	+4.508	15:51:05.836
7	2:14.983	+3.417	15:53:20.819
8	2:16.623	+5.057	15:55:37.442

Lap	Lap Tm	Diff	Time of Day
(38) GRÓSZ Béla			
1	2:13.996	+0.882	15:40:01.275
2	2:13.114		15:42:14.389
3	2:15.656	+2.542	15:44:30.045
4	2:17.606	+4.492	15:46:47.651
5	2:14.426	+1.312	15:49:02.077
6	2:18.659	+5.545	15:51:20.736
7	2:17.359	+4.245	15:53:38.095
8	2:19.308	+6.194	15:55:57.403

Lap	Lap Tm	Diff	Time of Day
(251) SÁSKA Ferenc			
1	2:13.982		15:39:59.404
2	2:18.417	+4.435	15:42:17.821
3	2:17.101	+3.119	15:44:34.922
4	2:19.300	+5.318	15:46:54.222
5	2:17.000	+3.018	15:49:11.222
6	2:17.786	+3.804	15:51:29.008
7	2:16.930	+2.948	15:53:45.938
8	2:20.039	+6.057	15:56:05.977

Lap	Lap Tm	Diff	Time of Day
(592) PÜSPÖKI Roland			
1	2:18.000	+3.016	15:40:10.810
2	2:18.793	+3.809	15:42:29.603
3	2:18.516	+3.532	15:44:48.119
4	2:19.283	+4.299	15:47:07.402
5	2:16.670	+1.686	15:49:24.072
6	2:14.984		15:51:39.056
7	2:15.148	+0.164	15:53:54.204
8	2:17.163	+2.179	15:56:11.367

Lap	Lap Tm	Diff	Time of Day
(89) BORDÁS László			
1	2:33.614	+19.938	15:40:19.279
2	2:16.852	+3.176	15:42:36.131
3	2:17.437	+3.761	15:44:53.568
4	2:16.855	+3.179	15:47:10.423

Lap	Lap Tm	Diff	Time of Day
5	2:15.389	+1.713	15:49:25.812
6	2:13.676		15:51:39.488
7	2:18.168	+4.492	15:53:57.656
8	2:16.072	+2.396	15:56:13.728

Lap	Lap Tm	Diff	Time of Day
(15) JUSZTUSZ Dávid			
1	2:19.328	+4.165	15:40:18.666
2	2:18.732	+3.569	15:42:37.398
3	2:18.426	+3.263	15:44:55.824
4	2:15.654	+0.491	15:47:11.478
5	2:15.841	+0.678	15:49:27.319
6	2:15.163		15:51:42.482
7	2:18.435	+3.272	15:54:00.917
8	2:24.664	+9.501	15:56:25.581

Lap	Lap Tm	Diff	Time of Day
(716) ZANÓCZ Rolland			
1	2:21.770	+3.034	15:40:23.165
2	2:19.312	+0.576	15:42:42.477
3	2:19.312	+0.576	15:45:01.789
4	2:18.736		15:47:20.525
5	2:22.780	+4.044	15:49:43.305
6	2:18.992	+0.256	15:52:02.297
7	2:19.603	+0.867	15:54:21.900
8	2:19.286	+0.550	15:56:41.186

Lap	Lap Tm	Diff	Time of Day
(44) BÁTORI Máté			
1	2:19.434	+3.049	15:40:28.807
2	2:16.436	+0.051	15:42:45.243
3	2:20.367	+3.982	15:45:05.610
4	2:19.113	+2.728	15:47:24.723
5	2:16.385		15:49:41.108
6	2:19.981	+3.596	15:52:01.089
7	2:26.695	+10.310	15:54:27.784
8	2:19.603	+3.218	15:56:47.387

Lap	Lap Tm	Diff	Time of Day
(56) KAINZ György			
1	2:22.583	+4.601	15:40:26.994
2	2:23.916	+5.934	15:42:50.010
3	2:22.119	+4.137	15:45:12.129
4	2:21.463	+3.481	15:47:33.592
5	2:19.624	+1.642	15:49:53.216
6	2:17.982		15:52:11.198
7	2:18.628	+0.646	15:54:29.826
8	2:18.103	+0.121	15:56:47.929

Lap	Lap Tm	Diff	Time of Day
(796) KUBA Richárd			
1	2:24.807	+6.573	15:40:32.630
2	2:21.902	+3.668	15:42:54.532
3	2:20.726	+2.492	15:45:15.258
4	2:20.011	+1.777	15:47:35.269
5	2:20.751	+2.517	15:49:56.020
6	2:18.898	+0.664	15:52:14.918
7	2:20.336	+2.102	15:54:35.254
8	2:18.234		15:56:53.488

Lap	Lap Tm	Diff	Time of Day
(4) SCHRENCKH Péter			
1	2:23.466	+3.696	15:40:21.782
2	2:19.770		15:42:41.552
3	2:21.219	+1.449	15:45:02.771
4	2:20.835	+1.065	15:47:23.606
5	2:23.958	+4.188	15:49:47.564
6	2:22.084	+2.314	15:52:09.648
7	2:23.556	+3.786	15:54:33.204
8	2:21.134	+1.364	15:56:54.338

Lap	Lap Tm	Diff	Time of Day
(70) FARKAS Szabolcs			

Lap	Lap Tm	Diff	Time of Day
1	2:17.231		15:41:01.236
2	2:18.282	+1.051	15:43:19.518
3	2:20.994	+3.763	15:45:40.512
4	2:19.080	+1.849	15:47:59.592
5	2:18.178	+0.947	15:50:17.770
6	2:18.498	+1.267	15:52:36.268
7	2:18.024	+0.793	15:54:54.292
8	2:20.281	+3.050	15:57:14.573

Lap	Lap Tm	Diff	Time of Day
(37) PROKSA Róbert			
1	2:23.484	+0.191	15:40:17.888
2	2:26.053	+2.760	15:42:43.941
3	2:23.747	+0.454	15:45:07.688
4	2:25.557	+2.264	15:47:33.245
5	2:28.369	+5.076	15:50:01.614
6	2:26.347	+3.054	15:52:27.961
7	2:25.208	+1.915	15:54:53.169
8	2:23.293		15:57:16.462

Lap	Lap Tm	Diff	Time of Day
(35) VAJDA Gergő			
1	2:28.146	+6.895	15:40:34.158
2	2:26.441	+5.190	15:43:00.599
3	2:24.384	+3.133	15:45:24.983
4	2:23.191	+1.940	15:47:48.174
5	2:22.303	+1.052	15:50:10.477
6	2:22.836	+1.585	15:52:33.313
7	2:22.591	+1.340	15:54:55.904
8	2:21.251		15:57:17.155

Lap	Lap Tm	Diff	Time of Day
(58) GÁL Ádám			
1	2:26.151	+5.613	15:40:34.679
2	2:22.038	+1.500	15:42:56.717
3	2:20.538		15:45:17.255
4	2:35.702	+15.164	15:47:52.957
5	2:23.209	+2.671	15:50:16.166
6	2:28.311	+7.773	15:52:44.477
7	2:23.663	+3.125	15:55:08.140
8	2:22.593	+2.055	15:57:30.733

Lap	Lap Tm	Diff	Time of Day
(71) MÁRTA Ferenc			
1	2:28.433	+2.222	15:40:31.451
2	2:28.791	+2.580	15:43:00.242
3	2:28.726	+2.515	15:45:28.968
4	2:28.577	+2.366	15:47:57.545
5	2:26.211		15:50:23.756
6	2:27.222	+1.011	15:52:50.978
7	2:31.787	+5.576	15:55:22.765

Lap	Lap Tm	Diff	Time of Day
(77) NEGYEDY László			
1	2:20.570		15:40:11.576
2	2:23.677	+3.107	15:42:35.253
3	2:28.283	+7.713	15:45:03.536
4	2:28.847	+8.277	15:47:32.383
5	2:24.419	+3.849	15:49:56.802
6	3:04.322	+43.752	15:53:01.124
7	2:32.943	+12.373	15:55:34.067

Lap	Lap Tm	Diff	Time of Day
(6) HAVASI Zoltán			
1	2:25.388	+4.809	15:41:30.846
2	2:23.703	+3.124	15:43:54.549
3	2:22.778	+2.199	15:46:17.327
4	2:27.107	+6.528	15:48:44.434
5	2:24.639	+4.060	15:51:09.073
6	2:20.724	+0.145	15:53:29.797
7	2:20.579		15:55:50.376

Orbits





Monor
Hódmezővásárhely
Piliscsév
Nyársapát
Kóka
Tápióbicske
Csolnok
Köszánhegy

Magyar Köztársaság Nemzetközi
Motocross Bajnokság
Hungarian Int. MX Championship

Int. MX OB 3.f. Piliscsév

Race 2 - 2.futam

Piliscsév 2,000 Km

2.osztály MX1/MX2

2010.04.25. 15:30

Race (15:00 and 2 Laps) started at 15:35:29

Lap	Lap Tm	Diff	Time of Day
(91) PÁKOZDI Paszkál			
1	2:34.005	+4.832	15:40:52.131
2	2:33.998	+4.825	15:43:26.129
3	2:30.666	+1.493	15:45:56.795
4	2:30.354	+1.181	15:48:27.149
5	2:29.173		15:50:56.322
6	2:32.379	+3.206	15:53:28.701
7	2:30.362	+1.189	15:55:59.063

Lap	Lap Tm	Diff	Time of Day
(13) VÁLENT László			
1	2:33.275	+0.784	15:40:44.771
2	2:32.491		15:43:17.262
3	2:33.656	+1.165	15:45:50.918
4	2:37.133	+4.642	15:48:28.051
5	2:39.164	+6.673	15:51:07.215
6	2:36.976	+4.485	15:53:44.191
7	2:37.384	+4.893	15:56:21.575

Lap	Lap Tm	Diff	Time of Day
(242) BORZÁK Máté			
1	2:37.288	+4.752	15:40:51.057
2	2:43.315	+10.779	15:43:34.372
3	2:32.555	+0.019	15:46:06.927
4	2:32.536		15:48:39.463
5	2:39.136	+6.600	15:51:18.599
6	2:48.658	+16.122	15:54:07.257
7	2:39.836	+7.300	15:56:47.093

Lap	Lap Tm	Diff	Time of Day
(74) GAZDAG Ákos			
1	2:50.319	+17.647	15:40:59.309
2	2:34.126	+1.454	15:43:33.435
3	2:32.672		15:46:06.107
4	2:40.742	+8.070	15:48:46.849
5	2:40.854	+8.182	15:51:27.703
6	3:21.618	+48.946	15:54:49.321
7	2:41.889	+9.217	15:57:31.210

Lap	Lap Tm	Diff	Time of Day
(213) LÁNCZI Sándor			
1	2:10.891	+0.009	15:39:49.274
2	2:12.117	+1.235	15:42:01.391
3	2:11.870	+0.988	15:44:13.261
4	2:11.273	+0.391	15:46:24.534
5	2:10.882		15:48:35.416

Lap	Lap Tm	Diff	Time of Day
(590) CLAUDIO Lorenzo			
1	2:50.651		15:41:22.969
2	2:55.105	+4.454	15:44:18.074
3	2:52.748	+2.097	15:47:10.822
4	2:56.932	+6.281	15:50:07.754

Lap	Lap Tm	Diff	Time of Day
(24) VÉNINGER Milán			
1	2:24.472		15:40:22.190
2	2:24.994	+0.522	15:42:47.184
3	4:15.650	+1:51.178	15:47:02.834



Monor
Hódmezővásárhely
Piliscsév
Nyársapát
Kóka
Tápióbicske
Csolnok
Köszánthegy

Magyar Köztársaság Nemzetközi Motocross Bajnokság Hungarian Int. MX Championship

Int. MX OB 3.f. Piliscsév

Lapchart


Race 2 - 2.futam

Piliscsév 2,000 Km

2.osztály MX1/MX2

2010.04.25. 15:30

Race (15:00 and 2 Laps) started at 15:35:29



Competitors	Laps								
	0	1	2	3	4	5	6	7	8
LÁNCZI Sándor (213)	1	213	22	22	213	213	69	69	69
SÁSKA Gábor (22)	2	22	213	213	22	69	22	22	22
CSIKI Balázs (69)	3	69	69	69	69	22	23	23	23
PALKOVSKIS Dmitrijs (23)	4	23	23	23	23	23	38	38	38
SÁSKA Ferenc (251)	5	251	251	38	38	38	251	251	251
BORDÁS László (89)	6	89	38	251	251	251	592	592	592
GRÓSZ Béla (38)	7	38	592	592	592	592	89	89	89
NEGYEDY László (77)	8	77	77	77	89	89	89	15	15
PÜSPÓKI Roland (592)	9	592	37	89	15	15	15	44	716
PROKSA Róbert (37)	10	37	15	15	716	716	44	716	44
VÉNINGER Milán (24)	11	24	89	4	4	4	716	4	56
SCHRENCKH Péter (4)	12	4	4	716	77	44	4	56	4
JUSZTUSZ Dávid (15)	13	15	24	37	44	77	56	796	796
ZANÓCZ Rolland (716)	14	716	716	44	37	37	796	37	37
MÁRTA Ferenc (71)	15	71	56	24	56	56	77	35	70
KAINZ György (56)	16	56	44	56	796	796	37	70	35
VAJDA Gergő (35)	17	35	71	796	58	35	35	58	58
KUBA Richárd (796)	18	796	796	58	35	58	58	71	71
GÁL Ádám (58)	19	58	35	71	71	71	70	77	77
GAZDAG Ákos (74)	20	74	58	35	70	70	71	91	6
BÁTORI Máté (44)	21	44	13	13	13	91	91	6	91
VÁLENT László (13)	22	13	242	70	91	13	13	13	13
BORZÁK Máté (242)	23	242	91	91	74	242	6	242	242
PÁKOZDI Paszkál (91)	24	91	74	74	242	6	242	74	74
CLAUDIO Lorenzo (590)	25	590	70	242	6	74	74		
FARKAS Szabolcs (70)	26	70	590	6	24	590			
HAVASI Zoltán (6)	27	6	6	590	590				
-	28								



Monor
Hódmezővásárhely
Piliscsév
Nyársapát
Kóka
Tápióbrácsa
Csolnok
Köszárhegy


Magyar Köztársaság Nemzetközi Motocross Bajnokság Hungarian Int. MX Championship

Int. MX OB 3.f. Piliscsév

Total / Összetett

Piliscsév 2,000 Km

II.o végeredmény



Pos	No.	Name	Make	Club	Class	R1.	R2.	Total points
MX1 II.o								
1	69	CSIKI Balázs	Honda	Energy Moto Team SE	MX1 II.o	22	25	47
2	22	SÁSKA Gábor	Kawasaki	Bugyi Sport Egyesület	MX1 II.o	20	22	42
3	38	GRÓSZ Béla	KTM	Köszárhegyi Motocross Club	MX1 II.o	16	20	36
4	44	BÁTORI Máté	Honda	Langer Motorsport Zomba	MX1 II.o	18	15	33
5	592	PÜSPÖKI Roland	Honda	Speed-Tech Motorsport Egyesület	MX1 II.o	13	18	31
6	15	JUSZTUSZ Dávid	Suzuki	Full-Gas Motorsport Egyesület	MX1 II.o	15	16	31
7	213	LÁNCZI Sándor	Suzuki	MAMI Yamaha Fehér	MX1 II.o	25	0	25
8	56	KAINZ György	Honda	Integrál Motoros Klub	MX1 II.o	10	14	24
9	796	KUBA Richárd	KTM	KTM OKR Team	MX1 II.o	11	13	24
10	4	SCHRENCKH Péter	Honda	Speed-Tech Motorsport Egyesület	MX1 II.o	12	12	24
11	77	NEGYEDY László	Yamaha	Hegyvidék Sport Szolg. Kft.	MX1 II.o	14	10	24
12	71	MÁRTA Ferenc	Yamaha	MotorArt Sport és Művészeti Egyesület	MX1 II.o	9	11	20
13	6	HAVASI Zoltán	KTM	Nyári Pál Moto Cross Sportegyesület	MX1 II.o	8	9	17
14	91	PÁKOZDI Paszkál	Honda	Nyársapáti Motocross Sportegyesület	MX1 II.o	7	8	15
15	13	VÁLENT László	KTM	Speed-Tech Motorsport Egyesület	MX1 II.o	6	7	13

MX2 II.o								
1	23	PALKOVSKIS Dmitrijs	KTM	Center Motorsport Club	MX2 II.o	22	25	47
2	251	SÁSKA Ferenc	Honda	Bugyi Sport Egyesület	MX2 II.o	25	22	47
3	89	BORDÁS László	KTM	Center Motorsport Club	MX2 II.o	20	20	40
4	70	FARKAS Szabolcs	KTM	Center Motorsport Club	MX2 II.o	16	16	32
5	716	ZANÓCZ Rolland	Suzuki	Suzuki Hollós Racing Team MSE	MX2 II.o	13	18	31
6	58	GÁL Ádám	KTM	Paksi AMSE	MX2 II.o	18	13	31
7	37	PROKSA Róbert	Yamaha	Bugyi Sport Egyesület	MX2 II.o	14	15	29
8	35	VAJDA Gergő	Yamaha	Speed-Tech Motorsport Egyesület	MX2 II.o	12	14	26
9	242	BORZÁK Máté	Honda	Bugyi Sport Egyesület	MX2 II.o	10	12	22
10	74	GAZDAG Ákos	Kawasaki	Fair-Play Motocross SE	MX2 II.o	11	11	22
11	24	VÉNINGER Milán	KTM	Köszárhegyi Motocross Club	MX2 II.o	15	0	15
12	590	CLAUDIO Lorenzo	Honda	Szlovénia	MX2 II.o	9	0	9
13	21	ZSINÓR Gábor	Honda	Tápiómenti Motoros Klub	MX2 II.o	0	0	0

Orbits

