



Motor
Hódmezővásárhely
Piliscsév
Nyársapát
Kóka
Tápióbicske
Csolnok
Köszartlegy

Magyar Köztársaság Nemzetközi Motocross Bajnokság Hungarian Int. MX Championship

Int. MX OB 3.f. Piliscsév

Sorted on Best Lap time

Free Practice - Szabad Edzés

Piliscsév 2,000 Km

85J / 85S

2010.04.25. 09:00

Practice (15:00 Time) started at 9:00:04

Pos	PIC	No.	Name	Club	Make	AA	Class	Best Tm	Diff In Lap
1	1	14	PERGEL Márk	MAMI SE	Yamaha	2M	85 Junior	2:07.206	4
2	2	197	POLAS Denis	Szlovákia	KTM		85 Junior	2:10.175	2.969
3	3	17	BALÁSY Csaba	Real Motorcentrum Motorsport Egyesül	KTM	2M	85 Junior	2:11.198	3.992
4	4	196	LUKÁCS Kristóf	Kiskunlacházi Községi Motoros Club	KTM		85 Junior	2:11.446	4.240
5	1	98	VARGA Imre	Real Motorcentrum Motorsport Egyesül	Suzuki	2M	85 Serdülő	2:13.431	6.225
6	5	329	SZONDY Levente	Suzuki Hollós Racing Team MSE	Suzuki		85 Junior	2:14.696	7.490
7	2	8	SZABÓ Márk	Real Motorcentrum Motorsport Egyesül	Honda		85 Serdülő	2:16.498	9.292
8	6	51	PÁL Vencel	MX Maximum Energy Team	Suzuki		85 Junior	2:16.520	9.314
9	3	11	ROZGONYI Ákos	Center Motorsport Club	KTM		85 Serdülő	2:16.644	9.438
10	7	6	WÉBER Krisztián	Real Motorcentrum Motorsport Egyesül	Suzuki	2M	85 Junior	2:18.615	11.409
11	8	7	FAZEKAS Soma Zsolt	Kelet Motocross Sportegyesület	Honda		85 Junior	2:20.923	13.717
12	9	52	JANI Zoltán	Center Motorsport Club	KTM		85 Junior	2:21.610	14.404
13	4	133	ZSIGOVITS Norbert	Motocross Egyesület Csákánydoroszló	KTM	2M	85 Serdülő	2:22.478	15.272
14	10	19	PATAKI Martin	PMSE	Suzuki		85 Junior	2:25.370	18.164
15	11	34	MOLNÁR Alexandra	MAMI SE	Yamaha		85 Junior	2:28.188	20.982
16	12	16	BALOGH Máté	Fair-Play Motocross SE	Honda		85 Junior	2:28.575	21.369
17	13	92	VASVÁRI Dániel	Zomba	TM		85 Junior	2:35.306	28.100
18	14	2	GYEPES Mihály ifj	Gyulai Motoros Racing Team	KTM	2M	85 Junior	2:35.448	28.242
19	5	116	CSENERICS Dominik	Real Motorcentrum Motorsport Egyesül	Suzuki		85 Serdülő	2:48.416	41.210

Orbits





MOTOR
HÓMEZŐVÁSÁRHÉLY
PILISCSÉV
NYÁRSAPÁT
KÖKA
TÁPÓBICSAKE
CSOLNOK
KÖSZÁRMEGYE

Magyar Köztársaság Nemzetközi Motocross Bajnokság Hungarian Int. MX Championship

Int. MX OB 3.f. Piliscsév

Free Practice - Szabad Edzés

85J / 85S

Piliscsév 2,000 Km

2010.04.25. 09:00

Practice (15:00 Time) started at 9:00:04

Lap	Lap Tm	Diff	Time of Day
(14) PERGEL Márk			
1	2:20.273	+13.067	9:05:39.645
2	2:24.870	+17.664	9:08:04.515
3	2:13.010	+5.804	9:10:17.525
4	2:07.206		9:12:24.731
5	2:16.900	+9.694	9:14:41.631
6	2:09.240	+2.034	9:16:50.871

(197) POLAS Denis			
1	2:25.208	+15.033	9:05:11.682
2	2:13.863	+3.688	9:07:25.545
3	2:19.041	+8.866	9:09:44.586
4	2:14.306	+4.131	9:11:58.892
5	2:12.063	+1.888	9:14:10.955
6	2:10.175		9:16:21.130

(17) BALÁSY Csaba			
1	2:18.271	+7.073	9:05:36.198
2	3:42.424	+1:31.226	9:09:18.622
3	2:18.062	+6.864	9:11:36.684
4	2:11.198		9:13:47.882
5	2:50.088	+38.890	9:16:37.970

(196) LUKÁCS Kristóf			
1	2:31.707	+20.261	9:05:16.387
2	2:15.216	+3.770	9:07:31.603
3	2:11.555	+0.109	9:09:43.158
4	2:31.252	+19.806	9:12:14.410
5	2:11.446		9:14:25.856
6	2:50.530	+39.084	9:17:16.386

(98) VARGA Imre			
1	2:22.678	+9.247	9:04:54.249
2	2:24.934	+11.503	9:07:19.183
3	2:13.431		9:09:32.614
4	3:19.758	+1:06.327	9:12:52.372
5	2:16.039	+2.608	9:15:08.411
6	2:30.488	+17.057	9:17:38.899

(329) SZONDY Levente			
1	2:21.511	+6.815	9:04:57.506
2	2:17.275	+2.579	9:07:14.781
3	2:16.269	+1.573	9:09:31.050
4	2:16.919	+2.223	9:11:47.969
5	2:14.696		9:14:02.665
6	2:15.581	+0.885	9:16:18.246

(8) SZABÓ Márk			
1	2:23.459	+6.961	9:05:37.126
2	2:18.437	+1.939	9:07:55.563
3	2:16.498		9:10:12.061
4	2:17.917	+1.419	9:12:29.978
5	3:41.576	+1:25.078	9:16:11.554

(51) PÁL Vencel			
1	2:24.393	+7.873	9:05:15.291
2	2:20.632	+4.112	9:07:35.923
3	3:40.845	+1:24.325	9:11:16.768
4	2:17.105	+0.585	9:13:33.873
5	2:16.520		9:15:50.393

(11) ROZGONYI Ákos			
1	2:22.409	+5.765	9:05:22.757
2	2:20.843	+4.199	9:07:43.600
3	3:34.585	+1:17.941	9:11:18.185

4	2:31.454	+14.810	9:13:49.639
5	2:16.644		9:16:06.283
(6) WÉBER Krisztián			
1	2:20.815	+2.200	9:05:06.588
2	5:01.676	+2:43.061	9:10:08.264
3	2:18.615		9:12:26.879
4	2:22.173	+3.558	9:14:49.052
5	2:30.462	+11.847	9:17:19.514

(7) FAZEKAS Soma Zsolt			
1	2:24.539	+3.616	9:05:18.206
2	2:22.970	+2.047	9:07:41.176
3	2:20.923		9:10:02.099
4	2:22.147	+1.224	9:12:24.246
5	2:21.228	+0.305	9:14:45.474
6	2:20.954	+0.031	9:17:06.428

(52) JANI Zoltán			
1	4:02.676	+1:41.066	9:06:48.701
2	2:24.998	+3.388	9:09:13.699
3	2:21.610		9:11:35.309
4	2:24.626	+3.016	9:13:59.935
5	2:24.771	+3.161	9:16:24.706

(133) ZSIGOVITS Norbert			
1	2:35.094	+12.616	9:05:33.633
2	2:28.267	+5.789	9:08:01.900
3	2:24.476	+1.998	9:10:26.376
4	2:22.478		9:12:48.854
5	2:25.425	+2.947	9:15:14.279
6	2:22.553	+0.075	9:17:36.832

(19) PATAKI Martin			
1	2:34.746	+9.376	9:05:57.635
2	3:38.010	+1:12.640	9:09:35.645
3	2:29.928	+4.558	9:12:05.573
4	2:25.370		9:14:30.943
5	2:32.643	+7.273	9:17:03.586

(34) MOLNÁR Alexandra			
1	5:09.100	+2:40.912	9:08:08.472
2	2:42.617	+14.429	9:10:51.089
3	2:28.955	+0.767	9:13:20.044
4	2:28.188		9:15:48.232

(16) BALOGH Máté			
1	2:37.494	+8.919	9:05:38.929
2	2:38.397	+9.822	9:08:17.326
3	2:32.808	+4.233	9:10:50.134
4	2:29.054	+0.479	9:13:19.188
5	2:28.575		9:15:47.763

(92) VASVÁRI Dániel			
1	2:47.931	+12.625	9:05:26.367
2	3:53.125	+1:17.819	9:09:19.492
3	2:37.423	+2.117	9:11:56.915
4	2:35.306		9:14:32.221
5	2:42.340	+7.034	9:17:14.561

(2) GYEPES Mihály ifj			
1	2:46.085	+10.637	9:13:56.184
2	2:35.448		9:16:31.632

(116) CSENERICS Dominik			
1	2:49.989	+1.573	9:06:40.617

Orbits





Motor
Hódmezővásárhely
Piliscsév
Nyársapát
Kóka
Tápióbrcske
Csolnok
Köszárhegy

Magyar Köztársaság Nemzetközi Motocross Bajnokság Hungarian Int. MX Championship

Int. MX OB 3.f. Piliscsév

Sorted on Best Lap time

Qualifying - Mért Edzés

Piliscsév 2,000 Km

85J / 85S

2010.04.25. 10:25

Qualifying started at 10:24:19

Pos	PIC	No.	Name	Club	Make	AA	Class	Best Tm	Diff In Lap
1	1	14	PERGEL Márk	MAMI Yamaha Fehér	Yamaha	2M	85 Junior	2:07.891	5
2	2	197	POLAS Denis	Szlovákia	KTM		85 Junior	2:09.735	1.844
3	3	17	BALÁSY Csaba	Real Motorcentrum Motorsport Egyesület	KTM	2M	85 Junior	2:09.865	1.974
4	4	196	LUKÁCS Kristóf	Kiskunlacházi Községi Motoros Club	KTM		85 Junior	2:10.627	2.736
5	1	8	SZABÓ Márk	Real Motorcentrum Motorsport Egyesület	Honda		85 Serdülő	2:13.663	5.772
6	2	98	VARGA Imre	Real Motorcentrum Motorsport Egyesület	Suzuki	2M	85 Serdülő	2:13.767	5.876
7	5	51	PÁL Vencel	MX Maximum Energy Team	Suzuki		85 Junior	2:13.918	6.027
8	6	329	SZONDY Levente	Suzuki Hollós Racing Team MSE	Suzuki		85 Junior	2:14.049	6.158
9	3	11	ROZGONYI Ákos	Center Motorsport Club	KTM		85 Serdülő	2:16.075	8.184
10	7	52	JANI Zoltán	Center Motorsport Club	KTM		85 Junior	2:17.213	9.322
11	8	6	WÉBER Krisztián	Real Motorcentrum Motorsport Egyesület	Suzuki	2M	85 Junior	2:17.971	10.080
12	4	133	ZSIGOVITS Norbert	Motocross Egyesület Csákánydoroszló	KTM	2M	85 Serdülő	2:18.860	10.969
13	9	7	FAZEKAS Soma Zsolt	Kelet Motocross Sportegyesület	Honda		85 Junior	2:21.097	13.206
14	10	19	PATAKI Martin	PMSE	Suzuki		85 Junior	2:23.731	15.840
15	11	92	VASVÁRI Dániel	Zomba	TM		85 Junior	2:26.468	18.577
16	12	34	MOLNÁR Alexandra	MAMI Yamaha Fehér	Yamaha		85 Junior	2:27.132	19.241
17	13	16	BALOGH Máté	Fair-Play Motocross SE	Honda		85 Junior	2:29.368	21.477
18	14	2	GYEPES Mihály ifj	Gyulai Motoros Racing Team	KTM	2M	85 Junior	2:32.165	24.274
19	5	116	CSENERICS Dominik	Real Motorcentrum Motorsport Egyesület	Suzuki		85 Serdülő	2:45.014	37.123

Orbits





MOTOR
HÓMEZŐVÁSÁRHÉLY
PILISCSÉV
NYÁRSAPÁT
KÓKA
TÁPÓBICSAKE
CSOLNOK
KÖSZÁRTÉGY

Magyar Köztársaság Nemzetközi Motocross Bajnokság Hungarian Int. MX Championship

Int. MX OB 3.f. Piliscsév

Qualifying - Mért Edzés

85J / 85S

Piliscsév 2,000 Km

2010.04.25. 10:25

Qualifying started at 10:24:19

Lap	Lap Tm	Diff	Time of Day
(14) PERGEL Márk			
1	2:08.777	+0.886	10:28:53.247
2	2:07.947	+0.056	10:31:01.194
3	3:34.689	+1:26.798	10:34:35.883
4	2:32.493	+24.602	10:37:08.376
5	2:07.891		10:39:16.267
6	2:35.991	+28.100	10:41:52.258

(197) POLAS Denis			
1	2:13.630	+3.895	10:29:08.282
2	2:10.425	+0.690	10:31:18.707
3	3:22.813	+1:13.078	10:34:41.520
4	2:16.066	+6.331	10:36:57.586
5	2:10.803	+1.068	10:39:08.389
6	2:09.735		10:41:18.124

(17) BALÁSY Csaba			
1	2:13.285	+3.420	10:29:17.638
2	2:10.454	+0.589	10:31:28.092
3	2:09.865		10:33:37.957
4	4:40.718	+2:30.853	10:38:18.675
5	2:39.169	+29.304	10:40:57.844

(196) LUKÁCS Kristóf			
1	2:12.228	+1.601	10:29:04.322
2	2:28.983	+18.356	10:31:33.305
3	2:10.627		10:33:43.932
4	2:37.002	+26.375	10:36:20.934
5	2:17.710	+7.083	10:38:38.644

(8) SZABÓ Márk			
1	2:17.146	+3.483	10:29:13.115
2	2:25.203	+11.540	10:31:38.318
3	3:01.856	+48.193	10:34:40.174
4	2:24.339	+10.676	10:37:04.513
5	2:13.663		10:39:18.176
6	2:40.578	+26.915	10:41:58.754

(98) VARGA Imre			
1	2:22.389	+8.622	10:29:21.028
2	2:15.779	+2.012	10:31:36.807
3	2:13.767		10:33:50.574
4	3:02.267	+48.500	10:36:52.841
5	3:47.610	+1:33.843	10:40:40.451

(51) PÁL Vencel			
1	2:18.678	+4.760	10:29:22.683
2	2:16.311	+2.393	10:31:38.994
3	2:15.232	+1.314	10:33:54.226
4	2:13.918		10:36:08.144
5	4:36.740	+2:22.822	10:40:44.884

(329) SZONDY Levente			
1	2:14.371	+0.322	10:29:00.300
2	2:14.700	+0.651	10:31:15.000
3	2:14.049		10:33:29.049
4	2:16.513	+2.464	10:35:45.562
5	2:15.706	+1.657	10:38:01.268
6	2:44.496	+30.447	10:40:45.764

(11) ROZGONYI Ákos			
1	2:23.393	+7.318	10:29:32.957
2	2:33.176	+17.101	10:32:06.133
3	2:16.994	+0.919	10:34:23.127
4	2:16.188	+0.113	10:36:39.315

5	3:04.873	+48.798	10:39:44.188
6	2:16.075		10:42:00.263

(52) JANI Zoltán			
1	2:23.435	+6.222	10:29:32.178
2	2:19.669	+2.456	10:31:51.847
3	2:17.213		10:34:09.060
4	2:18.258	+1.045	10:36:27.318
5	2:44.373	+27.160	10:39:11.691
6	2:20.253	+3.040	10:41:31.944

(6) WÉBER Krisztián			
1	3:01.389	+43.418	10:29:58.354
2	2:20.803	+2.832	10:32:19.157
3	2:17.971		10:34:37.128
4	3:28.981	+1:11.010	10:38:06.109

(133) ZSIGOVITS Norbert			
1	2:20.391	+1.531	10:29:34.721
2	2:22.626	+3.766	10:31:57.347
3	2:19.969	+1.109	10:34:17.316
4	2:18.860		10:36:36.176
5	2:20.258	+1.398	10:38:56.434
6	2:29.579	+10.719	10:41:26.013

(7) FAZEKAS Soma Zsolt			
1	2:21.952	+0.855	10:29:29.696
2	2:23.175	+2.078	10:31:52.871
3	2:21.097		10:34:13.968
4	4:07.575	+1:46.478	10:38:21.543
5	2:33.914	+12.817	10:40:55.457

(19) PATAKI Martin			
1	2:26.993	+3.262	10:29:46.808
2	2:25.534	+1.803	10:32:12.342
3	3:12.108	+48.377	10:35:24.450
4	2:30.246	+6.515	10:37:54.696
5	2:23.731		10:40:18.427

(92) VASVÁRI Dániel			
1	2:29.074	+2.606	10:29:31.119
2	2:26.468		10:31:57.587
3	2:33.719	+7.251	10:34:31.306
4	3:48.532	+1:22.064	10:38:19.838
5	2:39.989	+13.521	10:40:59.827

(34) MOLNÁR Alexandra			
1	2:29.544	+2.412	10:29:54.509
2	2:27.132		10:32:21.641
3	2:27.387	+0.255	10:34:49.028
4	2:55.899	+28.767	10:37:44.927
5	2:36.387	+9.255	10:40:21.314

(16) BALOGH Máté			
1	2:29.700	+0.332	10:29:48.983
2	2:29.368		10:32:18.351
3	2:30.098	+0.730	10:34:48.449
4	2:30.920	+1.552	10:37:19.369
5	2:31.106	+1.738	10:39:50.475
6	2:34.845	+5.477	10:42:25.320

(2) GYEPES Mihály ifj			
1	2:36.761	+4.596	10:30:00.982
2	2:32.165		10:32:33.147
3	2:34.305	+2.140	10:35:07.452
4	2:41.363	+9.198	10:37:48.815

Orbits





MOTOR
HÓMEZŐVÁSÁRHELY
PILISCSÉV
NYÁRSAPÁT
KÓKA
TÁPIÓBICSAKE
CSOLNOK
KÖSZÁRMEGYE

Magyar Köztársaság Nemzetközi Motocross Bajnokság Hungarian Int. MX Championship

Int. MX OB 3.f. Piliscsév

Sorted on Laps

Race 1 - 1.futam

Piliscsév 2,000 Km

85J / 85S

2010.04.25. 13:35

Race (15:00 and 2 Laps) started at 13:38:21

Pos	PIC	No.	Name	Club	Make	AA	Class	Laps	Total Tm	Diff	Best Tm	Lap
1	1	14	PERGEL Márk	MAMI Yamaha Fehér	Yamaha	2M	85 Junior	8	20:15.932		2:12.792	2
2	2	197	POLAS Denis	Szlovákia	KTM		85 Junior	8	20:19.941	4.009	2:14.372	8
3	3	17	BALÁSY Csaba	Real Motorcentrum Motorsport Egyesület	KTM	2M	85 Junior	8	20:20.713	4.781	2:14.543	8
4	4	196	LUKÁCS Kristóf	Kiskunlacházi Községi Motoros Club	KTM		85 Junior	8	20:22.913	6.981	2:15.248	8
5	5	329	SZONDY Levente	Suzuki Hollós Racing Team MSE	Suzuki		85 Junior	8	21:04.263	48.331	2:19.165	3
6	6	51	PÁL Vencel	MX Maximum Energy Team	Suzuki		85 Junior	8	21:05.577	49.645	2:19.104	8
7	1	98	VARGA Imre	Real Motorcentrum Motorsport Egyesület	Suzuki	2M	85 Serdülő	8	21:18.850	1:02.918	2:19.255	1
8	2	11	ROZGONYI Ákos	Center Motorsport Club	KTM		85 Serdülő	8	21:28.822	1:12.890	2:20.097	3
9	3	8	SZABÓ Márk	Real Motorcentrum Motorsport Egyesület	Honda		85 Serdülő	8	21:34.509	1:18.577	2:21.079	4
10	7	6	WÉBER Krisztián	Real Motorcentrum Motorsport Egyesület	Suzuki	2M	85 Junior	8	21:35.651	1:19.719	2:20.917	3
11	4	133	ZSIGOVITS Norbert	Motocross Egyesület Csákánydoroszló	KTM	2M	85 Serdülő	8	21:55.035	1:39.103	2:24.077	2
12	8	52	JANI Zoltán	Center Motorsport Club	KTM		85 Junior	8	22:09.194	1:53.262	2:24.743	5
13	9	7	FAZEKAS Soma Zsolt	Kelet Motocross Sportegyesület	Honda		85 Junior	8	22:26.819	2:10.887	2:27.972	4
14	10	92	VASVÁRI Dániel	Zomba	TM		85 Junior	7	20:42.035	1 Lap	2:30.763	2
15	11	16	BALOGH Máté	Fair-Play Motocross SE	Honda		85 Junior	7	20:53.327	1 Lap	2:34.489	4
16	12	19	PATAKI Martin	PMSE	Suzuki		85 Junior	7	21:02.213	1 Lap	2:28.412	4
17	13	34	MOLNÁR Alexandra	MAMI Yamaha Fehér	Yamaha		85 Junior	7	21:20.156	1 Lap	2:33.062	3
18	14	2	GYEPES Mihály ifj	Gyulai Motoros Racing Team	KTM	2M	85 Junior	6	20:17.263	2 Laps	2:39.279	1
19	5	116	CSENERICS Dominik	Real Motorcentrum Motorsport Egyesület	Suzuki		85 Serdülő	6	20:35.595	2 Laps	2:51.657	1

Margin of Victory	Avg. Speed	Best Lap Tm	Best Speed	Best Lap by
4.009	47,371	2:12.792	54,220	14 - PERGEL Márk

Orbits





MOTOR
HÓMEZŐVÁSÁRHELY
PILISCSÉV
NYÁRSAPÁT
KÓKA
TÁPIÓBICSAKE
CSOLNOK
KÖSZÁRTLEGY

Magyar Köztársaság Nemzetközi Motocross Bajnokság Hungarian Int. MX Championship

Int. MX OB 3.f. Piliscsév

Sorted on Laps

Race 1 - 1.futam

Piliscsév 2,000 Km

85J / 85S

2010.04.25. 13:35

Race (15:00 and 2 Laps) started at 13:38:21

Pos	PIC	No.	Name	Club	Make	AA	Class	Laps	Total Tm	Diff	Best Tm	Lap
85 Junior												
1	1	14	PERGEL Márk	MAMI Yamaha Fehér	Yamaha	2M	85 Junior	8	20:15.932		2:12.792	2
2	2	197	POLAS Denis	Szlovákia	KTM		85 Junior	8	20:19.941	4.009	2:14.372	8
3	3	17	BALÁSY Csaba	Real Motorcentrum Motorsport Egyesület	KTM	2M	85 Junior	8	20:20.713	4.781	2:14.543	8
4	4	196	LUKÁCS Kristóf	Kiskunlacházi Községi Motoros Club	KTM		85 Junior	8	20:22.913	6.981	2:15.248	8
5	5	329	SZONDY Levente	Suzuki Hollós Racing Team MSE	Suzuki		85 Junior	8	21:04.263	48.331	2:19.165	3
6	6	51	PÁL Vencel	MX Maximum Energy Team	Suzuki		85 Junior	8	21:05.577	49.645	2:19.104	8
7	7	6	WÉBER Krisztián	Real Motorcentrum Motorsport Egyesület	Suzuki	2M	85 Junior	8	21:35.651	1:19.719	2:20.917	3
8	8	52	JANI Zoltán	Center Motorsport Club	KTM		85 Junior	8	22:09.194	1:53.262	2:24.743	5
9	9	7	FAZEKAS Soma Zsolt	Kelet Motocross Sportegyesület	Honda		85 Junior	8	22:26.819	2:10.887	2:27.972	4
10	10	92	VASVÁRI Dániel	Zomba	TM		85 Junior	7	20:42.035	1 Lap	2:30.763	2
11	11	16	BALOGH Máté	Fair-Play Motocross SE	Honda		85 Junior	7	20:53.327	1 Lap	2:34.489	4
12	12	19	PATAKI Martin	PMSE	Suzuki		85 Junior	7	21:02.213	1 Lap	2:28.412	4
13	13	34	MOLNÁR Alexandra	MAMI Yamaha Fehér	Yamaha		85 Junior	7	21:20.156	1 Lap	2:33.062	3
14	14	2	GYEPES Mihály ifj	Gyulai Motoros Racing Team	KTM	2M	85 Junior	6	20:17.263	2 Laps	2:39.279	1

85 Serdülő

1	1	98	VARGA Imre	Real Motorcentrum Motorsport Egyesület	Suzuki	2M	85 Serdülő	8	21:18.850		2:19.255	1
2	2	11	ROZGONYI Ákos	Center Motorsport Club	KTM		85 Serdülő	8	21:28.822	9.972	2:20.097	3
3	3	8	SZABÓ Márk	Real Motorcentrum Motorsport Egyesület	Honda		85 Serdülő	8	21:34.509	15.659	2:21.079	4
4	4	133	ZSIGOVITS Norbert	Motocross Egyesület Csákánydoroszló	KTM	2M	85 Serdülő	8	21:55.035	36.185	2:24.077	2
5	5	116	CSENERICS Dominik	Real Motorcentrum Motorsport Egyesület	Suzuki		85 Serdülő	6	20:35.595	2 Laps	2:51.657	1

Margin of Victory	Avg. Speed	Best Lap Tm	Best Speed	Best Lap by
4.009	47,371	2:12.792	54,220	14 - PERGEL Márk

Orbits





MOTOR
HÓMEZŐVÁSÁRHÉLY
PILISCSÉV
NYÁRSAPÁT
KÓKA
TÁPLOBICSAKE
CSOLNOK
KÖSZÁRTLEGY

Magyar Köztársaság Nemzetközi Motocross Bajnokság Hungarian Int. MX Championship

Int. MX OB 3.f. Piliscsév

Race 1 - 1.futam

85J / 85S

Piliscsév 2,000 Km

2010.04.25. 13:35

Race (15:00 and 2 Laps) started at 13:38:21

Lap	Lap Tm	Diff	Time of Day
(14) PERGEL Márk			
1	2:15.383	+2.591	13:42:48.511
2	2:12.792		13:45:01.303
3	2:14.888	+2.096	13:47:16.191
4	2:16.406	+3.614	13:49:32.597
5	2:16.695	+3.903	13:51:49.292
6	2:17.094	+4.302	13:54:06.386
7	2:14.767	+1.975	13:56:21.153
8	2:16.260	+3.468	13:58:37.413

Lap	Lap Tm	Diff	Time of Day
(197) POLAS Denis			
1	2:15.861	+1.489	13:42:48.164
2	2:16.679	+2.307	13:45:04.843
3	2:17.090	+2.718	13:47:21.933
4	2:17.586	+3.214	13:49:39.519
5	2:15.697	+1.325	13:51:55.216
6	2:16.285	+1.913	13:54:11.501
7	2:15.549	+1.177	13:56:27.050
8	2:14.372		13:58:41.422

Lap	Lap Tm	Diff	Time of Day
(17) BALÁSY Csaba			
1	2:16.916	+2.373	13:42:52.139
2	2:16.617	+2.074	13:45:08.756
3	2:16.997	+2.454	13:47:25.753
4	2:16.715	+2.172	13:49:42.468
5	2:14.669	+0.126	13:51:57.137
6	2:14.733	+0.190	13:54:11.870
7	2:15.781	+1.238	13:56:27.651
8	2:14.543		13:58:42.194

Lap	Lap Tm	Diff	Time of Day
(196) LUKÁCS Kristóf			
1	2:17.733	+2.485	13:42:51.499
2	2:16.585	+1.337	13:45:08.084
3	2:16.972	+1.724	13:47:25.056
4	2:17.063	+1.815	13:49:42.119
5	2:15.432	+0.184	13:51:57.551
6	2:16.298	+1.050	13:54:13.849
7	2:15.297	+0.049	13:56:29.146
8	2:15.248		13:58:44.394

Lap	Lap Tm	Diff	Time of Day
(329) SZONDY Levente			
1	2:20.374	+1.209	13:43:03.376
2	2:20.233	+1.068	13:45:23.609
3	2:19.165		13:47:42.774
4	2:19.863	+0.698	13:50:02.637
5	2:20.307	+1.142	13:52:22.944
6	2:21.677	+2.512	13:54:44.621
7	2:21.184	+2.019	13:57:05.805
8	2:19.939	+0.774	13:59:25.744

Lap	Lap Tm	Diff	Time of Day
(51) PÁL Vencel			
1	2:20.956	+1.852	13:43:01.022
2	2:20.144	+1.040	13:45:21.166
3	2:20.624	+1.520	13:47:41.790
4	2:24.172	+5.068	13:50:05.962
5	2:21.993	+2.889	13:52:27.955
6	2:19.477	+0.373	13:54:47.432
7	2:20.522	+1.418	13:57:07.954
8	2:19.104		13:59:27.058

Lap	Lap Tm	Diff	Time of Day
(98) VARGA Imre			
1	2:19.255		13:42:59.870
2	2:20.530	+1.275	13:45:20.400
3	2:20.722	+1.467	13:47:41.122
4	2:23.112	+3.857	13:50:04.234

Lap	Lap Tm	Diff	Time of Day
5	2:23.453	+4.198	13:52:27.687
6	2:24.600	+5.345	13:54:52.287
7	2:23.351	+4.096	13:57:15.638
8	2:24.693	+5.438	13:59:40.331

Lap	Lap Tm	Diff	Time of Day
(11) ROZGONYI Ákos			
1	2:22.114	+2.017	13:43:08.009
2	2:21.228	+1.131	13:45:29.237
3	2:20.097		13:47:49.334
4	2:22.322	+2.225	13:50:11.656
5	2:23.481	+3.384	13:52:35.137
6	2:22.779	+2.682	13:54:57.916
7	2:22.762	+2.665	13:57:20.678
8	2:29.625	+9.528	13:59:50.303

Lap	Lap Tm	Diff	Time of Day
(8) SZABÓ Márk			
1	2:22.205	+1.126	13:43:16.017
2	2:23.066	+1.987	13:45:39.083
3	2:22.255	+1.176	13:48:01.338
4	2:21.079		13:50:22.417
5	2:22.553	+1.474	13:52:44.970
6	2:21.717	+0.638	13:55:06.687
7	2:25.026	+3.947	13:57:31.713
8	2:24.277	+3.198	13:59:55.990

Lap	Lap Tm	Diff	Time of Day
(6) WÉBER Krisztián			
1	2:24.019	+3.102	13:43:10.755
2	2:21.042	+0.125	13:45:31.797
3	2:20.917		13:47:52.714
4	2:23.483	+2.566	13:50:16.197
5	2:26.552	+5.635	13:52:42.749
6	2:26.501	+5.584	13:55:09.250
7	2:26.094	+5.177	13:57:35.344
8	2:21.788	+0.871	13:59:57.132

Lap	Lap Tm	Diff	Time of Day
(133) ZSIGOVITS Norbert			
1	2:26.073	+1.996	13:43:13.578
2	2:24.077		13:45:37.655
3	2:25.305	+1.228	13:48:02.960
4	2:24.871	+0.794	13:50:27.831
5	2:25.314	+1.237	13:52:53.145
6	2:26.717	+2.640	13:55:19.862
7	2:28.079	+4.002	13:57:47.941
8	2:28.575	+4.498	14:00:16.516

Lap	Lap Tm	Diff	Time of Day
(52) JANI Zoltán			
1	2:25.586	+0.843	13:43:10.300
2	2:26.810	+2.067	13:45:37.110
3	2:26.877	+2.134	13:48:03.987
4	2:26.509	+1.766	13:50:30.496
5	2:24.743		13:52:55.239
6	2:25.172	+0.429	13:55:20.411
7	2:34.839	+10.096	13:57:55.250
8	2:35.425	+10.682	14:00:30.675

Lap	Lap Tm	Diff	Time of Day
(7) FAZEKAS Soma Zsolt			
1	2:29.134	+1.162	13:43:20.840
2	2:29.583	+1.611	13:45:50.423
3	2:28.004	+0.032	13:48:18.427
4	2:27.972		13:50:46.399
5	2:30.331	+2.359	13:53:16.730
6	2:30.970	+2.998	13:55:47.700
7	2:30.854	+2.882	13:58:18.554
8	2:29.746	+1.774	14:00:48.300

Lap	Lap Tm	Diff	Time of Day
(92) VASVÁRI Dániel			

Lap	Lap Tm	Diff	Time of Day
1	2:32.003	+1.240	13:43:25.368
2	2:30.763		13:45:56.131
3	2:32.457	+1.694	13:48:28.588
4	2:33.410	+2.647	13:51:01.998
5	2:37.106	+6.343	13:53:39.104
6	2:41.058	+10.295	13:56:20.162
7	2:43.354	+12.591	13:59:03.516

Lap	Lap Tm	Diff	Time of Day
(16) BALOGH Máté			
1	2:36.010	+1.521	13:43:34.985
2	2:36.190	+1.701	13:46:11.175
3	2:35.128	+0.639	13:48:46.303
4	2:34.489		13:51:20.792
5	2:36.753	+2.264	13:53:57.545
6	2:39.649	+5.160	13:56:37.194
7	2:37.614	+3.125	13:59:14.808

Lap	Lap Tm	Diff	Time of Day
(19) PATAKI Martin			
1	2:30.947	+2.535	13:43:24.853
2	2:32.254	+3.842	13:45:57.107
3	2:29.255	+0.843	13:48:26.362
4	2:28.412		13:50:54.774
5	3:20.173	+51.761	13:54:14.947
6	2:35.812	+7.400	13:56:50.759
7	2:32.935	+4.523	13:59:23.694

Lap	Lap Tm	Diff	Time of Day
(34) MOLNÁR Alexandra			
1	2:33.505	+0.443	13:43:28.445
2	2:35.945	+2.883	13:46:04.390
3	2:33.062		13:48:37.452
4	2:33.369	+0.307	13:51:10.821
5	2:33.264	+0.202	13:53:44.085
6	3:14.863	+41.801	13:56:58.948
7	2:42.689	+9.627	13:59:41.637

Lap	Lap Tm	Diff	Time of Day
(2) GYEPES Mihály ifj			
1	2:39.279		13:44:29.193
2	2:41.517	+2.238	13:47:10.710
3	2:51.819	+12.540	13:50:02.529
4	2:51.805	+12.526	13:52:54.334
5	2:52.606	+13.327	13:55:46.940
6	2:51.804	+12.525	13:58:38.744

Lap	Lap Tm	Diff	Time of Day
(116) CSENERICS Dominik			
1	2:51.657		13:44:06.125
2	2:54.810	+3.153	13:47:00.935
3	2:54.823	+3.166	13:49:55.758
4	3:03.573	+11.916	13:52:59.311
5	2:58.061	+6.404	13:55:57.392
6	2:59.684	+8.027	13:58:57.076

Orbits





Mouor
Hódmezővásárhely
Piliscsév
Nyársapát
Kóka
Tápióbicske
Csolnok
Köszárhegy

Magyar Köztársaság Nemzetközi Motocross Bajnokság Hungarian Int. MX Championship

Int. MX OB 3.f. Piliscsév

Lapchart


Race 1 - 1.futam

Piliscsév 2,000 Km

85J / 85S

2010.04.25. 13:35

Race (15:00 and 2 Laps) started at 13:38:21



Competitors	Laps									
	0	1	2	3	4	5	6	7	8	
POLAS Denis (197)	1	197	197	14	14	14	14	14	14	14
PERGEL Márk (14)	2	14	14	197	197	197	197	197	197	197
LUKÁCS Kristóf (196)	3	196	196	196	196	17	17	17	17	17
BALÁSY Csaba (17)	4	17	17	17	17	196	196	196	196	196
PÁL Vencel (51)	5	51	98	98	98	329	329	329	329	329
VARGA Imre (98)	6	98	51	51	51	98	98	51	51	51
SZONDY Levente (329)	7	329	329	329	329	51	51	98	98	98
JANI Zoltán (52)	8	52	11	11	11	11	11	11	11	11
ROZGONYI Ákos (11)	9	11	52	6	6	6	6	8	8	8
WÉBER Krisztián (6)	10	6	6	52	8	8	8	6	6	6
ZSIGOVITS Norbert (133)	11	133	133	133	133	133	133	133	133	133
FAZEKAS Soma Zsolt (7)	12	7	8	8	52	52	52	52	52	52
VASVÁRI Dániel (92)	13	92	7	7	7	7	7	7	7	7
SZABÓ Márk (8)	14	8	19	92	19	19	92	92	92	92
PATAKI Martin (19)	15	19	92	19	92	92	34	16	16	16
MOLNÁR Alexandra (34)	16	34	34	34	34	34	16	19	19	19
BALOGH Máté (16)	17	16	16	16	16	16	19	34	34	34
CSENERICS Dominik (116)	18	116	116	116	116	2	2	2	2	2
GYEPES Mihály ifj (2)	19	2	2	2	2	116	116	116	116	116



Motor
Hódmezővásárhely
Piliscsév
Nyársapát
Kóka
Tápióbicsake
Csolnok
Köszárhegy

Magyar Köztársaság Nemzetközi Motocross Bajnokság Hungarian Int. MX Championship

Int. MX OB 3.f. Piliscsév

Sorted on Laps

Race 2 - 2.futam

Piliscsév 2,000 Km

85J / 85S

2010.04.25. 16:05

Race (15:00 and 2 Laps) started at 16:05:43

Pos	PIC	No.	Name	Club	Make	AA	Class	Laps	Total Tm	Diff	Best Tm	Lap
1	1	14	PERGEL Márk	MAMI Yamaha Fehér	Yamaha	2M	85 Junior	8	20:19.872		2:13.939	2
2	2	196	LUKÁCS Kristóf	Kiskunlacházi Községi Motoros Club	KTM		85 Junior	8	20:21.744	1.872	2:15.207	8
3	3	17	BALÁSY Csaba	Real Motorcentrum Motorsport Egyesület	KTM	2M	85 Junior	8	20:56.360	36.488	2:15.047	4
4	4	197	POLAS Denis	Szlovákia	KTM		85 Junior	8	21:14.118	54.246	2:17.579	3
5	1	11	ROZGONYI Ákos	Center Motorsport Club	KTM		85 Serdülő	8	21:33.386	1:13.514	2:20.931	4
6	2	8	SZABÓ Márk	Real Motorcentrum Motorsport Egyesület	Honda		85 Serdülő	8	21:38.747	1:18.875	2:21.637	3
7	5	51	PÁL Vencel	MX Maximum Energy Team	Suzuki		85 Junior	8	21:48.761	1:28.889	2:20.829	5
8	3	98	VARGA Imre	Real Motorcentrum Motorsport Egyesület	Suzuki	2M	85 Serdülő	8	21:56.774	1:36.902	2:23.980	3
9	4	133	ZSIGOVITS Norbert	Motocross Egyesület Csákánydoroszló	KTM	2M	85 Serdülő	8	21:58.080	1:38.208	2:23.916	8
10	6	6	WÉBER Krisztián	Real Motorcentrum Motorsport Egyesület	Suzuki	2M	85 Junior	8	22:12.426	1:52.554	2:22.742	1
11	7	52	JANI Zoltán	Center Motorsport Club	KTM		85 Junior	8	22:24.089	2:04.217	2:26.864	1
12	8	7	FAZEKAS Soma Zsolt	Kelet Motocross Sportegyesület	Honda		85 Junior	7	20:24.840	1 Lap	2:29.767	5
13	9	19	PATAKI Martin	PMSE	Suzuki		85 Junior	7	20:31.410	1 Lap	2:31.130	2
14	10	34	MOLNÁR Alexandra	MAMI Yamaha Fehér	Yamaha		85 Junior	7	21:26.896	1 Lap	2:31.775	2
15	11	16	BALOGH Máté	Fair-Play Motocross SE	Honda		85 Junior	7	21:28.323	1 Lap	2:34.504	7
16	5	116	CSENERICS Dominik	Real Motorcentrum Motorsport Egyesület	Suzuki		85 Serdülő	6	21:10.239	2 Laps	2:55.967	6
17	12	2	GYEPES Mihály ifj	Gyulai Motoros Racing Team	KTM	2M	85 Junior	6	21:15.730	2 Laps	2:45.967	1

Not classified (75% = 6 Laps)

NS	DNS	92	VASVÁRI Dániel	Zomba	TM		85 Junior			DNS		0
NS	DNS	329	SZONDY Levente	Suzuki Hollós Racing Team MSE	Suzuki		85 Junior			DNS		0

Margin of Victory	Avg. Speed	Best Lap Tm	Best Speed	Best Lap by
1.872	47,218	2:13.939	53,756	14 - PERGEL Márk

Orbits





MOTOR
HÓMEZŐVÁSÁRHÉLY
PILISCSÉV
NYÁRSAPÁT
KÓKA
TÁPIÓBICSAKE
CSOLNOK
KÖSZÁRMEGYE

Magyar Köztársaság Nemzetközi Motocross Bajnokság Hungarian Int. MX Championship

Int. MX OB 3.f. Piliscsév

Sorted on Laps

Race 2 - 2.futam

Piliscsév 2,000 Km

85J / 85S

2010.04.25. 16:05

Race (15:00 and 2 Laps) started at 16:05:43

Pos	PIC	No.	Name	Club	Make	AA	Class	Laps	Total Tm	Diff	Best Tm	Lap
85 Junior												
1	1	14	PERGEL Márk	MAMI Yamaha Fehér	Yamaha	2M	85 Junior	8	20:19.872		2:13.939	2
2	2	196	LUKÁCS Kristóf	Kiskunlacházi Községi Motoros Club	KTM		85 Junior	8	20:21.744	1.872	2:15.207	8
3	3	17	BALÁSY Csaba	Real Motorcentrum Motorsport Egyesület	KTM	2M	85 Junior	8	20:56.360	36.488	2:15.047	4
4	4	197	POLAS Denis	Szlovákia	KTM		85 Junior	8	21:14.118	54.246	2:17.579	3
5	5	51	PÁL Vencel	MX Maximum Energy Team	Suzuki		85 Junior	8	21:48.761	1:28.889	2:20.829	5
6	6	6	WÉBER Krisztián	Real Motorcentrum Motorsport Egyesület	Suzuki	2M	85 Junior	8	22:12.426	1:52.554	2:22.742	1
7	7	52	JANI Zoltán	Center Motorsport Club	KTM		85 Junior	8	22:24.089	2:04.217	2:26.864	1
8	8	7	FAZEKAS Soma Zsolt	Kelet Motocross Sportegyesület	Honda		85 Junior	7	20:24.840	1 Lap	2:29.767	5
9	9	19	PATAKI Martin	PMSE	Suzuki		85 Junior	7	20:31.410	1 Lap	2:31.130	2
10	10	34	MOLNÁR Alexandra	MAMI Yamaha Fehér	Yamaha		85 Junior	7	21:26.896	1 Lap	2:31.775	2
11	11	16	BALOGH Máté	Fair-Play Motocross SE	Honda		85 Junior	7	21:28.323	1 Lap	2:34.504	7
12	12	2	GYEPES Mihály ifj	Gyulai Motoros Racing Team	KTM	2M	85 Junior	6	21:15.730	2 Laps	2:45.967	1

Not classified (75% = 6 Laps)

NS	DNS	92	VASVÁRI Dániel	Zomba	TM		85 Junior			DNS		0
NS	DNS	329	SZONDY Levente	Suzuki Hollós Racing Team MSE	Suzuki		85 Junior			DNS		0

85 Serdülő

1	1	11	ROZGONYI Ákos	Center Motorsport Club	KTM		85 Serdülő	8	21:33.386		2:20.931	4
2	2	8	SZABÓ Márk	Real Motorcentrum Motorsport Egyesület	Honda		85 Serdülő	8	21:38.747	5.361	2:21.637	3
3	3	98	VARGA Imre	Real Motorcentrum Motorsport Egyesület	Suzuki	2M	85 Serdülő	8	21:56.774	23.388	2:23.980	3
4	4	133	ZSIGOVITS Norbert	Motocross Egyesület Csákánydoroszló	KTM	2M	85 Serdülő	8	21:58.080	24.694	2:23.916	8
5	5	116	CSENERICS Dominik	Real Motorcentrum Motorsport Egyesület	Suzuki		85 Serdülő	6	21:10.239	2 Laps	2:55.967	6

Margin of Victory	Avg. Speed	Best Lap Tm	Best Speed	Best Lap by
1.872	47,218	2:13.939	53,756	14 - PERGEL Márk

Orbits





Motocross
Hódmezővásárhely
Piliscsév
Nyársapát
Kőka
Táplói csáka
Csofnok
Kőszárhegy

Magyar Köztársaság Nemzetközi Motocross Bajnokság Hungarian Int. MX Championship

Int. MX OB 3.f. Piliscsév

Race 2 - 2.futam

85J / 85S

Piliscsév 2,000 Km

2010.04.25. 16:05

Race (15:00 and 2 Laps) started at 16:05:43

Lap	Lap Tm	Diff	Time of Day
(14) PERGEL Márk			
1	2:16.169	+2.230	16:10:16.718
2	2:13.939		16:12:30.657
3	2:14.511	+0.572	16:14:45.168
4	2:14.963	+1.024	16:17:00.131
5	2:16.563	+2.624	16:19:16.694
6	2:15.507	+1.568	16:21:32.201
7	2:16.326	+2.387	16:23:48.527
8	2:15.304	+1.365	16:26:03.831

Lap	Lap Tm	Diff	Time of Day
(196) LUKÁCS Kristóf			
1	2:16.270	+1.063	16:10:13.215
2	2:15.415	+0.208	16:12:28.630
3	2:16.443	+1.236	16:14:45.073
4	2:17.507	+2.300	16:17:02.580
5	2:16.078	+0.871	16:19:18.658
6	2:16.186	+0.979	16:21:34.844
7	2:15.652	+0.445	16:23:50.496
8	2:15.207		16:26:05.703

Lap	Lap Tm	Diff	Time of Day
(17) BALÁSY Csaba			
1	2:19.798	+4.751	16:10:22.886
2	2:17.758	+2.711	16:12:40.644
3	2:16.987	+1.940	16:14:57.631
4	2:15.047		16:17:12.678
5	2:16.691	+1.644	16:19:29.369
6	2:18.471	+3.424	16:21:47.840
7	2:21.128	+6.081	16:24:08.968
8	2:31.351	+16.304	16:26:40.319

Lap	Lap Tm	Diff	Time of Day
(197) POLAS Denis			
1	2:19.427	+1.848	16:10:21.947
2	2:18.482	+0.903	16:12:40.429
3	2:17.579		16:14:58.008
4	2:17.896	+0.317	16:17:15.904
5	2:29.612	+12.033	16:19:45.516
6	2:24.594	+7.015	16:22:10.110
7	2:24.558	+6.979	16:24:34.668
8	2:23.409	+5.830	16:26:58.077

Lap	Lap Tm	Diff	Time of Day
(11) ROZGONYI Ákos			
1	2:25.888	+4.957	16:10:39.106
2	2:21.368	+0.437	16:13:00.474
3	2:22.759	+1.828	16:15:23.233
4	2:20.931		16:17:44.164
5	2:21.566	+0.635	16:20:05.730
6	2:23.443	+2.512	16:22:29.173
7	2:22.370	+1.439	16:24:51.543
8	2:25.802	+4.871	16:27:17.345

Lap	Lap Tm	Diff	Time of Day
(8) SZABÓ Márk			
1	2:25.737	+4.100	16:10:39.706
2	2:22.421	+0.784	16:13:02.127
3	2:21.637		16:15:23.764
4	2:23.113	+1.476	16:17:46.877
5	2:21.936	+0.299	16:20:08.813
6	2:23.372	+1.735	16:22:32.185
7	2:23.937	+2.300	16:24:56.122
8	2:26.584	+4.947	16:27:22.706

Lap	Lap Tm	Diff	Time of Day
(51) PÁL Vencel			
1	2:40.551	+19.722	16:10:50.685
2	2:24.445	+3.616	16:13:15.130
3	2:21.554	+0.725	16:15:36.684
4	2:24.678	+3.849	16:18:01.362

Lap	Lap Tm	Diff	Time of Day
5	2:20.829		16:20:22.191
6	2:23.346	+2.517	16:22:45.537
7	2:24.032	+3.203	16:25:09.569
8	2:23.151	+2.322	16:27:32.720

Lap	Lap Tm	Diff	Time of Day
(98) VARGA Imre			
1	2:24.017	+0.037	16:10:31.321
2	2:26.347	+2.367	16:12:57.668
3	2:23.980		16:15:21.648
4	2:24.290	+0.310	16:17:45.938
5	2:24.517	+0.537	16:20:10.455
6	2:30.513	+6.533	16:22:40.968
7	2:34.343	+10.363	16:25:15.311
8	2:25.422	+1.442	16:27:40.733

Lap	Lap Tm	Diff	Time of Day
(133) ZSIGOVITS Norbert			
1	2:25.521	+1.605	16:10:41.021
2	2:25.740	+1.824	16:13:06.761
3	2:24.346	+0.430	16:15:31.107
4	2:26.563	+2.647	16:17:57.670
5	2:27.684	+3.768	16:20:25.354
6	2:27.526	+3.610	16:22:52.880
7	2:25.243	+1.327	16:25:18.123
8	2:23.916		16:27:42.039

Lap	Lap Tm	Diff	Time of Day
(6) WÉBER Krisztián			
1	2:22.742		16:10:32.185
2	2:23.348	+0.606	16:12:55.533
3	2:24.541	+1.799	16:15:20.074
4	2:46.928	+24.186	16:18:07.002
5	2:28.077	+5.335	16:20:35.079
6	2:25.771	+3.029	16:23:00.850
7	2:25.873	+3.131	16:25:26.723
8	2:29.662	+6.920	16:27:56.385

Lap	Lap Tm	Diff	Time of Day
(52) JANI Zoltán			
1	2:26.864		16:10:38.701
2	2:28.689	+1.825	16:13:07.390
3	2:27.068	+0.204	16:15:34.458
4	2:29.676	+2.812	16:18:04.134
5	2:28.450	+1.586	16:20:32.584
6	2:29.799	+2.935	16:23:02.383
7	2:30.064	+3.200	16:25:32.447
8	2:35.601	+8.737	16:28:08.048

Lap	Lap Tm	Diff	Time of Day
(7) FAZEKAS Soma Zsolt			
1	2:32.963	+3.196	16:10:54.984
2	2:32.680	+2.913	16:13:27.664
3	2:31.758	+1.991	16:15:59.422
4	2:32.641	+2.874	16:18:32.063
5	2:29.767		16:21:01.830
6	2:32.094	+2.327	16:23:33.924
7	2:34.875	+5.108	16:26:08.799

Lap	Lap Tm	Diff	Time of Day
(19) PATAKI Martin			
1	2:32.518	+1.388	16:10:52.552
2	2:31.130		16:13:23.682
3	2:32.642	+1.512	16:15:56.324
4	2:33.938	+2.808	16:18:30.262
5	2:32.055	+0.925	16:21:02.317
6	2:35.306	+4.176	16:23:37.623
7	2:37.746	+6.616	16:26:15.369

Lap	Lap Tm	Diff	Time of Day
(34) MOLNÁR Alexandra			
1	2:32.462	+0.687	16:10:51.345
2	2:31.775		16:13:23.120

Orbits





Monor
Hódmezővásárhely
Piliscsév
Nyársapát
Kóka
Tápióbicske
Csolnok
Köszártelegy

Magyar Köztársaság Nemzetközi Motocross Bajnokság Hungarian Int. MX Championship

Int. MX OB 3.f. Piliscsév

Lapchart


Race 2 - 2.futam

Piliscsév 2,000 Km

85J / 85S

2010.04.25. 16:05

Race (15:00 and 2 Laps) started at 16:05:43



Competitors	Laps									
	0	1	2	3	4	5	6	7	8	
LUKÁCS Kristóf (196)	1	196	196	196	196	14	14	14	14	14
PERGEL Márk (14)	2	14	14	14	14	196	196	196	196	196
POLAS Denis (197)	3	197	197	197	17	17	17	17	17	17
BALÁSY Csaba (17)	4	17	17	17	197	197	197	197	197	197
VARGA Imre (98)	5	98	98	6	6	11	11	11	11	11
WÉBER Krisztián (6)	6	6	6	98	98	98	8	8	8	8
PÁL Vencel (51)	7	51	52	11	11	8	98	98	51	51
JANI Zoltán (52)	8	52	11	8	8	133	51	51	98	98
ROZGONYI Ákos (11)	9	11	8	133	133	51	133	133	133	133
SZABÓ Márk (8)	10	8	133	52	52	52	52	6	6	6
ZSIGOVITS Norbert (133)	11	133	51	51	51	6	6	52	52	52
MOLNÁR Alexandra (34)	12	34	34	34	34	19	7	7	7	7
PATAKI Martin (19)	13	19	19	19	19	7	19	19	19	19
FAZEKAS Soma Zsolt (7)	14	7	7	7	7	16	16	16	34	34
BALOGH Máté (16)	15	16	16	16	16	34	34	34	34	16
CSENERICS Dominik (116)	16	116	116	116	116	2	116	116	116	116
GYEPES Mihály ifj (2)	17	2	2	2	2	116	2	2	2	2
-	18									
-	19									

Orbits





Motor
Hódmezővásárhely
Piliscsév
Nyársapát
Kóka
Tápióbrácsa
Csolnok
Köszánlegy


Magyar Köztársaság Nemzetközi Motocross Bajnokság Hungarian Int. MX Championship

Int. MX OB 3.f. Piliscsév

Total / Összetett

85

Piliscsév 2,000 Km



Pos	No.	Name	Make	Club	Class	R1.	R2.	Total points
85 Junior								
1	14	PERGEL Márk	Yamaha	MAMI Yamaha Fehér	85 Junior	25	25	50
2	196	LUKÁCS Kristóf	KTM	Kiskunlacházi Községi Motoros Club	85 Junior	18	22	40
3	17	BALÁSY Csaba	KTM	Real Motorcentrum Motorsport Egyesület	85 Junior	20	20	40
4	197	POLAS Denis	KTM	Szlovákia	85 Junior	22	18	40
5	51	PÁL Vencel	Suzuki	MX Maximum Energy Team	85 Junior	15	16	31
6	6	WÉBER Krisztián	Suzuki	Real Motorcentrum Motorsport Egyesület	85 Junior	14	15	29
7	52	JANI Zoltán	KTM	Center Motorsport Club	85 Junior	13	14	27
8	7	FAZEKAS Soma Zsolt	Honda	Kelet Motocross Sportegyesület	85 Junior	12	13	25
9	19	PATAKI Martin	Suzuki	PMSE	85 Junior	9	12	21
10	16	BALOGH Máté	Honda	Fair-Play Motocross SE	85 Junior	10	10	20
11	34	MOLNÁR Alexandra	Yamaha	MAMI Yamaha Fehér	85 Junior	8	11	19
12	2	GYEPES Mihály ifj	KTM	Gyulai Motoros Racing Team	85 Junior	7	9	16
13	329	SZONDY Levente	Suzuki	Suzuki Hollós Racing Team MSE	85 Junior	16	0	16
14	92	VASVÁRI Dániel	TM	Zomba	85 Junior	11	0	11
85 Serdülő								
1	11	ROZGONYI Ákos	KTM	Center Motorsport Club	85 Serdülő	22	25	47
2	98	VARGA Imre	Suzuki	Real Motorcentrum Motorsport Egyesület	85 Serdülő	25	20	45
3	8	SZABÓ Márk	Honda	Real Motorcentrum Motorsport Egyesület	85 Serdülő	20	22	42
4	133	ZSIGOVITS Norbert	KTM	Motocross Egyesület Csákánydoroszló	85 Serdülő	18	18	36
5	116	CENTERICS Dominik	Suzuki	Real Motorcentrum Motorsport Egyesület	85 Serdülő	16	16	32

Orbits

