



Motocross Magyar Köztársasági Kupa Magyar Köztársaság MX Junior Bajnokság

MAMS MX Kupa 3.f (TS)

Sorted on Best Lap time

Qualifying Practice - Mért edzés

Bugyi 0,000 Km

MX2 B

2010.05.23. 11:40

Qualifying started at 11:55:09

Pos	No.	Name	Club	Make	Class	Best Tm	Diff	Laps	In Lap
1	5	BOKOR János	Center Motorsport Club	Yamaha	MX2 B	2:14.893		7	6
2	100	MOÓR András	Kanizsa Motocross Sportegyesület	Suzuki	MX2 B	2:18.974	4.081	6	2
3	723	PAPP Gergely	Kanizsa Motocross Sportegyesület	KTM	MX2 B	2:19.351	4.458	7	7
4	139	KOVÁCS András	Energy Moto Team	Yamaha	MX2 B	2:19.422	4.529	7	6
5	98	VERBA Gábor	Kelet Motocross Sportegyesület	Honda	MX2 B	2:20.592	5.699	7	5
6	74	GAZDAG Ákos	Fair-Play Motocross SE	Kawasaki	MX2 B	2:21.213	6.320	8	4
7	15	MÓRICZ Gergely	Center Motorsport Klub	Kawasaki	MX2 B	2:21.891	6.998	7	5
8	11	KELKÓ Tamás	Center Motorsport Club		MX2 B	2:22.630	7.737	8	7
9	16	PAPP Sándor	Center Motorsport Club	Honda	MX2 B	2:23.248	8.355	7	6
10	4	IVÁNYI Zoltán	MX Racing SE	Honda	MX2 B	2:27.638	12.745	7	6
11	321	GASPARICS Donát	Kiskunmajsa	Yamaha	MX2 B	2:29.016	14.123	5	3
12	28	TÓTH István	Újszilvási Motocross Sport Egyesület	Honda	MX2 B	2:29.471	14.578	7	5
13	808	KATICS Viktor	Center Motorsport Club	KTM	MX2 B	2:29.740	14.847	4	2
14	698	NAGY Levente	1WD	KTM	MX2 B	2:35.879	20.986	7	1
15	76	SZABÓ Lajos	Újszilvási Motocross Sport Egyesület	Honda	MX2 B	2:35.932	21.039	7	4
16	44	ROTYIK Tamás	Energy Moto Team SE	KTM	MX2 B	2:36.408	21.515	6	4
17	112	BÁRDI Tímea	1WD	Honda	MX2 B	2:40.418	25.525	5	4
18	8	MÁRKUS László	Paksi Autó és Motorsport Egyesület	Kawasaki	MX2 B	2:41.947	27.054	6	4
19	80	TÓTH László	Újszilvási Motocross Sport Egyesület	Honda	MX2 B	2:45.403	30.510	7	3

Orbits

Czuczai Attila

Gáldi János

Glück Csaba

Versenyigazgató

Zsúrielnök

Időmérés vezetője

Printed: 2010.05.23. 13:54:10



MAMS MX Kupa 3.f (TS)

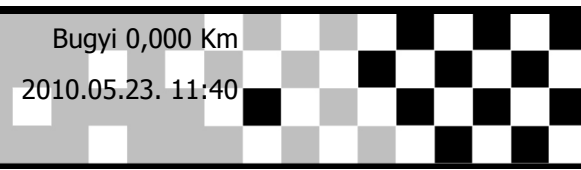
Qualifying Practice - Mért edzés

MX2 B

Bugyi 0,000 Km

2010.05.23. 11:40

Qualifying started at 11:55:09



Lap	Lap Tm	Diff	Time of Day
(5) BOKOR János			
1	2:21.622	+6.729	11:59:58.792
2	2:19.873	+4.980	12:02:18.665
3	2:26.598	+11.705	12:04:45.263
4	2:28.372	+13.479	12:07:13.635
5	4:18.896	+2:04.003	12:11:32.531
6	2:14.893		12:13:47.424
7	2:30.640	+15.747	12:16:18.064

(100) MOÓR András			
1	2:20.046	+1.072	11:59:51.892
2	2:18.974		12:02:10.866
3	2:19.015	+0.041	12:04:29.881
4	3:44.941	+1:25.967	12:08:14.822
5	3:57.741	+1:38.767	12:12:12.563
6	3:48.829	+1:29.855	12:16:01.392

(723) PAPP Gergely			
1	2:30.442	+11.091	12:00:17.476
2	2:29.858	+10.507	12:02:47.334
3	2:27.813	+8.462	12:05:15.147
4	2:57.160	+37.809	12:08:12.307
5	2:30.562	+11.211	12:10:42.869
6	5:01.507	+2:42.156	12:15:44.376
7	2:19.351		12:18:03.727

(139) KOVÁCS András			
1	2:32.400	+12.978	12:00:25.442
2	2:34.609	+15.187	12:03:00.051
3	2:33.920	+14.498	12:05:33.971
4	4:07.538	+1:48.116	12:09:41.509
5	2:20.223	+0.801	12:12:01.732
6	2:19.422		12:14:21.154
7	4:05.798	+1:46.376	12:18:26.952

(98) VERBA Gábor			
1	2:25.571	+4.979	12:00:41.561
2	2:22.569	+1.977	12:03:04.130
3	2:25.092	+4.500	12:05:29.222
4	5:11.427	+2:50.835	12:10:40.649
5	2:20.592		12:13:01.241
6	2:21.855	+1.263	12:15:23.096
7	3:38.544	+1:17.952	12:19:01.640

(74) GAZDAG Ákos			
1	2:27.862	+6.649	12:00:11.858
2	2:28.290	+7.077	12:02:40.148
3	2:28.902	+7.689	12:05:09.050
4	2:21.213		12:07:30.263
5	2:28.233	+7.020	12:09:58.496
6	2:24.831	+3.618	12:12:23.327
7	2:45.131	+23.918	12:15:08.458
8	2:36.627	+15.414	12:17:45.085

(15) MÓRICZ Gergely			
1	2:29.883	+7.992	12:00:21.843
2	2:52.269	+30.378	12:03:14.112
3	2:23.515	+1.624	12:05:37.627
4	4:31.581	+2:09.690	12:10:09.208
5	2:21.891		12:12:31.099
6	2:22.039	+0.148	12:14:53.138
7	3:44.659	+1:22.768	12:18:37.797

(11) KELKÓ Tamás			
1	2:30.322	+7.692	12:00:26.876

2	2:27.497	+4.867	12:02:54.373
3	2:29.212	+6.582	12:05:23.585
4	2:25.809	+3.179	12:07:49.394
5	2:22.656	+0.026	12:10:12.050
6	2:23.917	+1.287	12:12:35.967
7	2:22.630		12:14:58.597
8	4:10.837	+1:48.207	12:19:09.434

(16) PAPP Sándor			
1	2:26.370	+3.122	12:00:10.256
2	2:28.464	+5.216	12:02:38.720
3	2:27.132	+3.884	12:05:05.852
4	2:33.985	+10.737	12:07:39.837
5	3:29.125	+1:05.877	12:11:08.962
6	2:23.248		12:13:32.210
7	2:24.536	+1.288	12:15:56.746

(4) IVÁNYI Zoltán			
1	2:44.322	+16.684	12:00:55.336
2	2:44.769	+17.131	12:03:40.105
3	2:43.790	+16.152	12:06:23.895
4	3:40.583	+1:12.945	12:10:04.478
5	2:32.905	+5.267	12:12:37.383
6	2:27.638		12:15:05.021
7	2:28.499	+0.861	12:17:33.520

(321) GASPARIĆS Donát			
1	2:33.455	+4.439	12:00:51.218
2	7:35.382	+5:06.366	12:08:26.600
3	2:29.016		12:10:55.616
4	2:30.787	+1.771	12:13:26.403
5	5:35.697	+3:06.681	12:19:02.100

(28) TÓTH István			
1	2:35.711	+6.240	12:00:36.672
2	2:37.370	+7.899	12:03:14.042
3	2:36.613	+7.142	12:05:50.655
4	2:32.195	+2.724	12:08:22.850
5	2:29.471		12:10:52.321
6	2:35.224	+5.753	12:13:27.545
7	2:37.397	+7.926	12:16:04.942

(808) KATICS Viktor			
1	2:31.124	+1.384	12:00:16.424
2	2:29.740		12:02:46.164
3	2:36.224	+6.484	12:05:22.388
4	10:50.231	+8:20.491	12:16:12.619

(698) NAGY Levente			
1	2:35.879		12:00:41.658
2	2:43.768	+7.889	12:03:25.426
3	2:39.315	+3.436	12:06:04.741
4	2:44.757	+8.878	12:08:49.498
5	3:12.283	+36.404	12:12:01.781
6	3:47.743	+1:11.864	12:15:49.524
7	3:49.167	+1:13.288	12:19:38.691

(76) SZABÓ Lajos			
1	2:45.192	+9.260	12:01:01.619
2	2:42.988	+7.056	12:03:44.607
3	2:42.358	+6.426	12:06:26.965
4	2:35.932		12:09:02.897
5	2:42.678	+6.746	12:11:45.575
6	2:42.541	+6.609	12:14:28.116
7	2:41.045	+5.113	12:17:09.161

(44) ROTYIK Tamás			
1	2:38.828	+2.420	12:00:38.534
2	2:40.479	+4.071	12:03:19.013
3	4:51.785	+2:15.377	12:08:10.798
4	2:36.408		12:10:47.206
5	2:41.686	+5.278	12:13:28.892
6	2:37.524	+1.116	12:16:06.416

(112) BÁRDI Tímea			
1	2:53.754	+13.336	12:01:17.317
2	2:56.874	+16.456	12:04:14.191
3	6:06.409	+3:25.991	12:10:20.600
4	2:40.418		12:13:01.018
5	2:58.168	+17.750	12:15:59.186

(8) MÁRKUS László			
1	2:43.124	+1.177	12:00:43.219
2	2:42.989	+1.042	12:03:26.208
3	2:46.703	+4.756	12:06:12.911
4	2:41.947		12:08:54.858
5	2:49.469	+7.522	12:11:44.327
6	4:59.602	+2:17.655	12:16:43.929

(80) TÓTH László			
1	2:48.159	+2.756	12:01:00.566
2	2:45.867	+0.464	12:03:46.433
3	2:45.403		12:06:31.836
4	2:46.406	+1.003	12:09:18.242
5	2:47.906	+2.503	12:12:06.148
6	2:46.135	+0.732	12:14:52.283
7	2:46.537	+1.134	12:17:38.820



Motocross Magyar Köztársasági Kupa Magyar Köztársaság MX Junior Bajnokság

MAMS MX Kupa 3.f (TS)

Sorted on Laps

Race 1 - 1. futam

Bugyi 0,000 Km

1. Futam - MX2 B

2010.05.23. 14:45

Race (15:00 and 2 Laps) started at 14:56:49

Pos	No.	Name	Club	Make	Class	Laps	Total Tm	Diff AA	Best Tm	oints L
1	100	MOÓR András	Kanizsa Motocross Sportegyesület	Suzuki	MX2 B	8	20:46.949		2:14.154	25
2	5	BOKOR János	Center Motorsport Club	Yamaha	MX2 B	8	21:02.159	15.210	2:14.840	22
3	723	PAPP Gergely	Kanizsa Motocross Sportegyesület	KTM	MX2 B	8	21:18.781	31.832	2:20.479	20
4	139	KOVÁCS András	Energy Moto Team	Yamaha	MX2 B	8	21:20.552	33.603	2:22.210	18
5	16	PAPP Sándor	Center Motorsport Club	Honda	MX2 B	8	21:23.511	36.562	2:22.681	16
6	98	VERBA Gábor	Kelet Motocross Sportegyesület	Honda	MX2 B	8	21:32.507	45.558	2:23.283	15
7	74	GAZDAG Ákos	Fair-Play Motocross SE	Kawasaki	MX2 B	8	21:33.548	46.599	2:19.202	14
8	808	KATICS Viktor	Center Motorsport Club	KTM	MX2 B	8	21:37.544	50.595	2:22.389	13
9	28	TÓTH István	Újszilvási Motocross Sport Egyesület	Honda	MX2 B	8	22:19.877	1:32.928	2:29.302	12
10	698	NAGY Levente	1WD	KTM	MX2 B	8	22:21.381	1:34.432	2:28.668	11
11	11	KELKÓ Tamás	Center Motorsport Club		MX2 B	8	22:22.708	1:35.759	2:27.781	10
12	321	GASPARICS Donát	Kiskunmajsa	Yamaha	MX2 B	8	22:52.457	2:05.508	2:31.406	9
13	44	ROTYIK Tamás	Energy Moto Team SE	KTM	MX2 B	8	22:59.098	2:12.149	2:31.616	8
14	80	TÓTH László	Újszilvási Motocross Sport Egyesület	Honda	MX2 B	8	23:02.355	2:15.406	2:31.761	7
15	4	IVÁNYI Zoltán	MX Racing SE	Honda	MX2 B	8	23:06.253	2:19.304	2:26.634	6
16	8	MÁRKUS László	Paksi Autó és Motorsport Egyesület	Kawasaki	MX2 B	8	23:13.724	2:26.775	2:34.982	5
17	76	SZABÓ Lajos	Újszilvási Motocross Sport Egyesület	Honda	MX2 B	7	21:06.826	1 Lap	2:35.363	4
18	112	BÁRDI Tímea	1WD	Honda	MX2 B	7	22:28.655	1 Lap	2:36.987	3

Not classified (75% = 6 Laps)

15	MÓRICZ Gergely	Center Motorsport Klub	Kawasaki	MX2 B		2:18.118	8 Laps		0
----	----------------	------------------------	----------	-------	--	----------	--------	--	---

Margin of Victory	Avg. Speed	Best Lap Tm	Best Speed	Best Lap by
15.210	-	2:14.154	-	100 - MOÓR András

Orbits

Czuczai Attila Gáldi János Glück Csaba
Versenyigazgató Zsűrielnök Időmérés vezetője



MAMS MX Kupa 3.f (TS)

Race 1 - 1. futam

Bugyi 0,000 Km

1. Futam - MX2 B

2010.05.23. 14:45

Race (15:00 and 2 Laps) started at 14:56:49

Lap	Lap Tm	Diff	Time of Day	Lap	Lap Tm	Diff	Time of Day	Lap	Lap Tm	Diff	Time of Day
(100) MOÓR András				(808) KATICS Viktor				(4) IVÁNYI Zoltán			
1	2:14.154		15:01:03.477	1	2:24.834	+2.445	15:01:33.655	1	2:58.471	+31.837	15:01:58.942
2	2:15.115	+0.961	15:03:18.592	2	2:22.389		15:03:56.044	2	2:26.634		15:04:25.576
3	2:17.258	+3.104	15:05:35.850	3	2:23.140	+0.751	15:06:19.184	3	2:28.461	+1.827	15:06:54.037
4	2:17.446	+3.292	15:07:53.296	4	2:26.423	+4.034	15:08:45.607	4	2:48.812	+22.178	15:09:42.849
5	2:16.392	+2.238	15:10:09.688	5	2:25.038	+2.649	15:11:10.645	5	2:35.145	+8.511	15:12:17.994
6	2:23.880	+9.726	15:12:33.568	6	2:24.595	+2.206	15:13:35.240	6	2:28.524	+1.890	15:14:46.518
7	2:28.429	+14.275	15:15:01.997	7	2:25.057	+2.668	15:16:00.297	7	2:38.485	+11.851	15:17:25.003
8	2:34.395	+20.241	15:17:36.392	8	2:26.690	+4.301	15:18:26.987	8	2:30.693	+4.059	15:19:55.696
(5) BOKOR János				(28) TÓTH István				(8) MÁRKUS László			
1	2:18.442	+3.602	15:01:10.322	1	2:31.945	+2.643	15:01:33.490	1	2:37.094	+2.112	15:01:45.291
2	2:14.840		15:03:25.162	2	2:31.239	+1.937	15:04:04.729	2	2:35.994	+1.012	15:04:21.285
3	2:15.364	+0.524	15:05:40.526	3	2:30.836	+1.534	15:06:35.565	3	2:37.145	+2.163	15:06:58.430
4	2:16.715	+1.875	15:07:57.241	4	2:30.587	+1.285	15:09:06.152	4	2:35.556	+0.574	15:09:33.986
5	2:15.637	+0.797	15:10:12.878	5	2:30.397	+1.095	15:11:36.549	5	2:39.518	+4.536	15:12:13.504
6	2:41.143	+26.303	15:12:54.021	6	2:31.514	+2.212	15:14:08.063	6	2:36.934	+1.952	15:14:50.438
7	2:28.056	+13.216	15:15:22.077	7	2:29.302		15:16:37.365	7	2:37.747	+2.765	15:17:28.185
8	2:29.525	+14.685	15:17:51.602	8	2:31.955	+2.653	15:19:09.320	8	2:34.982		15:20:03.167
(723) PAPP Gergely				(698) NAGY Levente				(76) SZABÓ Lajos			
1	2:20.479		15:01:10.117	1	2:31.893	+3.225	15:01:36.586	1	2:37.551	+2.188	15:01:49.218
2	2:22.181	+1.702	15:03:32.298	2	2:30.100	+1.432	15:04:06.686	2	2:35.819	+0.456	15:04:25.037
3	2:24.098	+3.619	15:05:56.396	3	2:33.903	+5.235	15:06:40.589	3	2:37.176	+1.813	15:07:02.213
4	2:24.651	+4.172	15:08:21.047	4	2:28.680	+0.012	15:09:09.269	4	2:35.363		15:09:37.576
5	2:26.566	+6.087	15:10:47.613	5	2:28.668		15:11:37.937	5	2:36.274	+0.911	15:12:13.850
6	2:27.620	+7.141	15:13:15.233	6	2:31.190	+2.522	15:14:09.127	6	2:36.413	+1.050	15:14:50.263
7	2:27.277	+6.798	15:15:42.510	7	2:30.224	+1.556	15:16:39.351	7	3:06.006	+30.643	15:17:56.269
8	2:25.714	+5.235	15:18:08.224	8	2:31.473	+2.805	15:19:10.824	(112) BÁRDI Tímea			
(139) KOVÁCS András				(11) KELKÓ Tamás				1	2:38.132	+1.145	15:02:27.464
1	2:24.405	+2.195	15:01:16.106	1	2:47.246	+19.465	15:01:49.746	2	2:36.987		15:05:04.451
2	2:22.210		15:03:38.316	2	2:28.674	+0.893	15:04:18.420	3	2:38.800	+1.813	15:07:43.251
3	2:24.922	+2.712	15:06:03.238	3	2:27.984	+0.203	15:06:46.404	4	2:45.237	+8.250	15:10:28.488
4	2:23.722	+1.512	15:08:26.960	4	2:31.111	+3.330	15:09:17.515	5	2:41.273	+4.286	15:13:09.761
5	2:24.008	+1.798	15:10:50.968	5	2:29.267	+1.486	15:11:46.782	6	3:20.323	+43.336	15:16:30.084
6	2:27.427	+5.217	15:13:18.395	6	2:29.142	+1.361	15:14:15.924	7	2:48.014	+11.027	15:19:18.098
7	2:26.766	+4.556	15:15:45.161	7	2:27.781		15:16:43.705	(321) GASPARICS Donát			
8	2:24.834	+2.624	15:18:09.995	8	2:28.446	+0.665	15:19:12.151	1	2:32.245	+0.839	15:01:32.743
(16) PAPP Sándor				(44) ROTYIK Tamás				2	2:31.406		15:04:04.149
1	2:22.681		15:01:17.795	1	2:35.968	+4.352	15:01:44.913	3	2:35.768	+4.362	15:06:39.917
2	2:24.596	+1.915	15:03:42.391	2	2:28.674	+0.893	15:04:18.420	4	2:35.626	+4.220	15:09:15.543
3	2:24.825	+2.144	15:06:07.216	3	2:27.984	+0.203	15:06:46.404	5	2:39.069	+7.663	15:11:54.612
4	2:23.707	+1.026	15:08:30.923	4	2:31.111	+3.330	15:09:17.515	6	2:35.699	+4.293	15:14:30.311
5	2:25.103	+2.422	15:10:56.026	5	2:29.267	+1.486	15:11:46.782	7	2:34.887	+3.481	15:17:05.198
6	2:27.120	+4.439	15:13:23.146	6	2:29.142	+1.361	15:14:15.924	8	2:36.702	+5.296	15:19:41.900
7	2:25.123	+2.442	15:15:48.269	7	2:27.781		15:16:43.705	(80) TÓTH László			
8	2:24.685	+2.004	15:18:12.954	8	2:28.446	+0.665	15:19:12.151	1	2:35.968	+4.352	15:01:44.913
(98) VERBA Gábor				(74) GAZDAG Ákos				2	2:31.616		15:04:16.529
1	2:23.424	+0.141	15:01:16.875	1	2:19.202		15:01:18.782	3	2:34.226	+2.610	15:06:50.755
2	2:27.979	+4.696	15:03:44.854	2	2:23.882	+4.680	15:03:42.664	4	2:34.876	+3.260	15:09:25.631
3	2:23.283		15:06:08.137	3	2:26.056	+6.854	15:06:08.720	5	2:37.498	+5.882	15:12:03.129
4	2:24.598	+1.315	15:08:32.735	4	2:25.879	+6.677	15:08:34.599	6	2:34.953	+3.337	15:14:38.082
5	2:28.420	+5.137	15:11:01.155					7	2:35.381	+3.765	15:17:13.463
6	2:26.163	+2.880	15:13:27.318					8	2:35.078	+3.462	15:19:48.541
7	2:27.173	+3.890	15:15:54.491								
8	2:27.459	+4.176	15:18:21.950								



Motocross Magyar Köztársasági Kupa Magyar Köztársaság MX Junior Bajnokság

MAMS MX Kupa 3.f (TS)

Lapchart

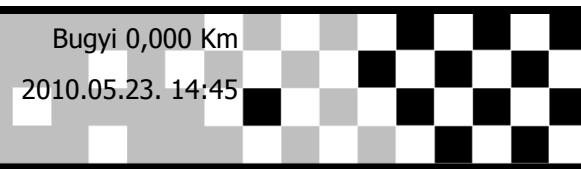
Race 1 - 1. futam

Bugyi 0,000 Km

1. Futam - MX2 B

2010.05.23. 14:45

Race (15:00 and 2 Laps) started at 14:56:49



Competitors	Laps									
	0	1	2	3	4	5	6	7	8	
MOÓR András (100)	1	100	100	100	100	100	100	100	100	100
PAPP Gergely (723)	2	723	723	5	5	5	5	5	5	5
KOVÁCS András (139)	3	139	5	723	723	723	723	723	723	723
BOKOR János (5)	4	5	139	139	139	139	139	139	139	139
VERBA Gábor (98)	5	98	98	16	16	16	16	16	16	16
PAPP Sándor (16)	6	16	16	74	98	98	98	98	98	98
GAZDAG Ákos (74)	7	74	74	98	74	74	74	74	74	74
IVÁNYI Zoltán (4)	8	4	321	808	808	808	808	808	808	808
GASPARICS Donát (321)	9	321	28	321	28	28	28	28	28	28
TÓTH István (28)	10	28	808	28	321	698	698	698	698	698
KELKÓ Tamás (11)	11	11	698	698	698	321	11	11	11	11
NAGY Levente (698)	12	698	44	44	11	11	321	321	321	321
MÓRICZ Gergely (15)	13	15	8	11	44	44	44	44	44	44
MÁRKUS László (8)	14	8	80	8	4	8	80	80	80	80
KATICS Viktor (808)	15	808	76	80	8	80	8	4	4	4
ROTYIK Tamás (44)	16	44	11	76	80	76	76	76	8	8
TÓTH László (80)	17	80	4	4	76	4	4	8	76	
SZABÓ Lajos (76)	18	76	112	112	112	112	112	112	112	
BÁRDI Tímea (112)	19	112								



Motocross Magyar Köztársasági Kupa Magyar Köztársaság MX Junior Bajnokság

MAMS MX Kupa 3.f (TS)

Sorted on Laps

Race 2 - 2. futam

Bugyi 0,000 Km

2. Futam - MX2 B

2010.05.23. 17:45

Race (15:00 and 2 Laps) started at 17:40:05

Pos	PIC	No.	Name	Club	Make	Class	Laps	Total Tm	Diff AA	Best Tm	oints
1	1	5	BOKOR János	Center Motorsport Club	Yamaha	MX2 B	8	20:36.826		2:16.906	25
2	2	100	MOÓR András	Kanizsa Motocross Sportegyesület	Suzuki	MX2 B	8	20:41.915	5.088	2:16.701	22
3	3	139	KOVÁCS András	Energy Moto Team	Yamaha	MX2 B	8	21:26.711	49.885	2:23.867	20
4	4	16	PAPP Sándor	Center Motorsport Club	Honda	MX2 B	8	21:30.463	53.637	2:24.197	18
5	5	74	GAZDAG Ákos	Fair-Play Motocross SE	Kawasaki	MX2 B	8	21:32.586	55.760	2:22.659	16
6	6	808	KATICS Viktor	Center Motorsport Club	KTM	MX2 B	8	21:40.119	1:03.292	2:21.110	15
7	7	723	PAPP Gergely	Kanizsa Motocross Sportegyesület	KTM	MX2 B	8	22:07.616	1:30.789	2:24.260	14
8	8	4	IVÁNYI Zoltán	MX Racing SE	Honda	MX2 B	8	22:25.293	1:48.466	2:29.012	13
9	9	98	VERBA Gábor	Kelet Motocross Sportegyesület	Honda	MX2 B	8	22:27.221	1:50.395	2:26.314	12
10	10	28	TÓTH István	Újszilvási Motocross Sport Egyesület	Honda	MX2 B	8	22:27.490	1:50.664	2:28.077	11
11	11	698	NAGY Levente	1WD	KTM	MX2 B	8	22:38.861	2:02.035	2:29.892	10
12	12	11	KELKÓ Tamás	Center Motorsport Club		MX2 B	8	22:47.066	2:10.240	2:28.346	9
13	13	44	ROTYIK Tamás	Energy Moto Team SE	KTM	MX2 B	8	22:57.177	2:20.351	2:33.737	8
14	14	76	SZABÓ Lajos	Újszilvási Motocross Sport Egyesület	Honda	MX2 B	8	22:59.588	2:22.762	2:34.255	7
15	15	80	TÓTH László	Újszilvási Motocross Sport Egyesület	Honda	MX2 B	8	23:05.024	2:28.198	2:32.076	6
16	16	8	MÁRKUS László	Paksi Autó és Motorsport Egyesület	Kawasaki	MX2 B	7	20:47.036	1 Lap	2:36.935	5
17	17	112	BÁRDI Tímea	1WD	Honda	MX2 B	7	20:54.575	1 Lap	2:34.703	4

Not classified (75% = 6 Laps)

		321	GASPARICS Donát	Kiskunmajsa	Yamaha	MX2 B	1	4:41.349	7 Laps	2:34.917	0
DNS	DNS	15	MÓRICZ Gergely	Center Motorsport Klub	Kawasaki	MX2 B			DNS		0

Margin of Victory	Avg. Speed	Best Lap Tm	Best Speed	Best Lap by
5.088	-	2:16.701	-	100 - MOÓR András

Orbits

Czuczi Attila

Gáldi János

Glück Csaba

Versenyigazgató

Zsúrielnök

Időmérés vezetője

Printed: 2010.05.23. 18:03:42





Motocross Magyar Köztársasági Kupa Magyar Köztársaság MX Junior Bajnokság

MAMS MX Kupa 3.f (TS)


Race 2 - 2. futam

Bugyi 0,000 Km

2. Futam - MX2 B

2010.05.23. 17:45

Race (15:00 and 2 Laps) started at 17:40:05



Lap	Lap Tm	Diff	Time of Day
(5) BOKOR János			
1	2:16.906		17:44:19.280
2	2:18.935	+2.029	17:46:38.215
3	2:17.394	+0.488	17:48:55.609
4	2:20.680	+3.774	17:51:16.289
5	2:19.604	+2.698	17:53:35.893
6	2:19.690	+2.784	17:55:55.583
7	2:21.108	+4.202	17:58:16.691
8	2:25.522	+8.616	18:00:42.213

Lap	Lap Tm	Diff	Time of Day
(100) MOÓR András			
1	2:20.586	+3.885	17:44:22.280
2	2:16.701		17:46:38.981
3	2:17.963	+1.262	17:48:56.944
4	2:19.975	+3.274	17:51:16.919
5	2:20.550	+3.849	17:53:37.469
6	2:22.063	+5.362	17:55:59.532
7	2:23.462	+6.761	17:58:22.994
8	2:24.308	+7.607	18:00:47.302

Lap	Lap Tm	Diff	Time of Day
(139) KOVÁCS András			
1	2:23.972	+0.105	17:44:29.145
2	2:25.322	+1.455	17:46:54.467
3	2:24.158	+0.291	17:49:18.625
4	2:27.163	+3.296	17:51:45.788
5	2:25.181	+1.314	17:54:10.969
6	2:23.867		17:56:34.836
7	2:26.260	+2.393	17:59:01.096
8	2:31.002	+7.135	18:01:32.098

Lap	Lap Tm	Diff	Time of Day
(16) PAPP Sándor			
1	2:27.034	+2.837	17:44:33.221
2	2:26.848	+2.651	17:47:00.069
3	2:24.197		17:49:24.266
4	2:25.510	+1.313	17:51:49.776
5	2:25.411	+1.214	17:54:15.187
6	2:25.151	+0.954	17:56:40.338
7	2:27.847	+3.650	17:59:08.185
8	2:27.665	+3.468	18:01:35.850

Lap	Lap Tm	Diff	Time of Day
(74) GAZDAG Ákos			
1	2:23.621	+0.962	17:44:37.409
2	2:25.649	+2.990	17:47:03.058
3	2:22.659		17:49:25.717
4	2:24.899	+2.240	17:51:50.616
5	2:25.710	+3.051	17:54:16.326
6	2:28.009	+5.350	17:56:44.335
7	2:27.208	+4.549	17:59:11.543
8	2:26.430	+3.771	18:01:37.973

Lap	Lap Tm	Diff	Time of Day
(808) KATICS Viktor			
1	2:21.110		17:44:30.748
2	2:39.955	+18.845	17:47:10.703
3	2:29.710	+8.600	17:49:40.413
4	2:30.850	+9.740	17:52:11.263
5	2:24.804	+3.694	17:54:36.067
6	2:25.688	+4.578	17:57:01.755
7	2:21.574	+0.464	17:59:23.329
8	2:22.177	+1.067	18:01:45.506

Lap	Lap Tm	Diff	Time of Day
(723) PAPP Gergely			
1	2:24.260		17:44:36.813
2	2:31.073	+6.813	17:47:07.886
3	2:28.793	+4.533	17:49:36.679
4	2:29.694	+5.434	17:52:06.373

Lap	Lap Tm	Diff	Time of Day
5	2:29.390	+5.130	17:54:35.763
6	2:26.488	+2.228	17:57:02.251
7	2:33.998	+9.738	17:59:36.249
8	2:36.754	+12.494	18:02:13.003

Lap	Lap Tm	Diff	Time of Day
(4) IVÁNYI Zoltán			
1	2:31.816	+2.804	17:44:47.313
2	2:32.273	+3.261	17:47:19.586
3	2:29.596	+0.584	17:49:49.182
4	2:29.012		17:52:18.194
5	2:34.814	+5.802	17:54:53.008
6	2:34.946	+5.934	17:57:27.954
7	2:31.568	+2.556	17:59:59.522
8	2:31.158	+2.146	18:02:30.680

Lap	Lap Tm	Diff	Time of Day
(98) VERBA Gábor			
1	2:58.680	+32.366	17:44:57.826
2	2:32.622	+6.308	17:47:30.448
3	2:40.433	+14.119	17:50:10.881
4	2:29.192	+2.878	17:52:40.073
5	2:29.512	+3.198	17:55:09.585
6	2:27.725	+1.411	17:57:37.310
7	2:28.984	+2.670	18:00:06.294
8	2:26.314		18:02:32.608

Lap	Lap Tm	Diff	Time of Day
(28) TÓTH István			
1	2:29.209	+1.132	17:44:42.342
2	2:32.895	+4.818	17:47:15.237
3	2:33.346	+5.269	17:49:48.583
4	2:33.537	+5.460	17:52:22.120
5	2:35.749	+7.672	17:54:57.869
6	2:35.530	+7.453	17:57:33.399
7	2:31.401	+3.324	18:00:04.800
8	2:28.077		18:02:32.877

Lap	Lap Tm	Diff	Time of Day
(698) NAGY Levente			
1	2:34.036	+4.144	17:44:51.686
2	2:32.205	+2.313	17:47:23.891
3	2:29.892		17:49:53.783
4	2:33.640	+3.748	17:52:27.423
5	2:38.748	+8.856	17:55:06.171
6	2:31.289	+1.397	17:57:37.460
7	2:33.634	+3.742	18:00:11.094
8	2:33.154	+3.262	18:02:44.248

Lap	Lap Tm	Diff	Time of Day
(11) KELKÓ Tamás			
1	2:28.346		17:45:05.089
2	2:30.178	+1.832	17:47:35.267
3	2:33.324	+4.978	17:50:08.591
4	2:31.476	+3.130	17:52:40.067
5	2:34.169	+5.823	17:55:14.236
6	2:32.622	+4.276	17:57:46.858
7	2:31.349	+3.003	18:00:18.207
8	2:34.246	+5.900	18:02:52.453

Lap	Lap Tm	Diff	Time of Day
(44) ROTYIK Tamás			
1	2:34.274	+0.537	17:44:52.587
2	2:33.737		17:47:26.324
3	2:34.448	+0.711	17:50:00.772
4	2:35.048	+1.311	17:52:35.820
5	2:37.747	+4.010	17:55:13.567
6	2:37.987	+4.250	17:57:51.554
7	2:35.562	+1.825	18:00:27.116
8	2:35.448	+1.711	18:03:02.564

Lap	Lap Tm	Diff	Time of Day
(76) SZABÓ Lajos			

Lap	Lap Tm	Diff	Time of Day
1	2:34.692	+0.437	17:44:55.702
2	2:36.292	+2.037	17:47:31.994
3	2:35.940	+1.685	17:50:07.934
4	2:36.256	+2.001	17:52:44.190
5	2:35.359	+1.104	17:55:19.549
6	2:35.002	+0.747	17:57:54.551
7	2:34.255		18:00:28.806
8	2:36.169	+1.914	18:03:04.975

Lap	Lap Tm	Diff	Time of Day
(80) TÓTH László			
1	2:35.980	+3.904	17:44:58.952
2	2:35.649	+3.573	17:47:34.601
3	2:38.648	+6.572	17:50:13.249
4	2:39.466	+7.390	17:52:52.715
5	2:32.076		17:55:24.791
6	2:35.095	+3.019	17:57:59.886
7	2:33.559	+1.483	18:00:33.445
8	2:36.966	+4.890	18:03:10.411

Lap	Lap Tm	Diff	Time of Day
(8) MÁRKUS László			
1	2:36.935		17:44:53.484
2	2:38.881	+1.946	17:47:32.365
3	2:40.637	+3.702	17:50:13.002
4	2:39.990	+3.055	17:52:52.992
5	2:37.637	+0.702	17:55:30.629
6	2:39.960	+3.025	17:58:10.589
7	2:41.834	+4.899	18:00:52.423

Lap	Lap Tm	Diff	Time of Day
(112) BÁRDI Tímea			
1	2:34.703		17:44:55.006
2	2:38.408	+3.705	17:47:33.414
3	2:41.445	+6.742	17:50:14.859
4	2:41.198	+6.495	17:52:56.057
5	2:42.774	+8.071	17:55:38.831
6	2:40.610	+5.907	17:58:19.441
7	2:40.521	+5.818	18:00:59.962

Lap	Lap Tm	Diff	Time of Day
(321) GASPARICS Donát			
1	2:34.917		17:44:46.736

Orbits





Motocross Magyar Köztársasági Kupa Magyar Köztársaság MX Junior Bajnokság

MAMS MX Kupa 3.f (TS)

Lapchart

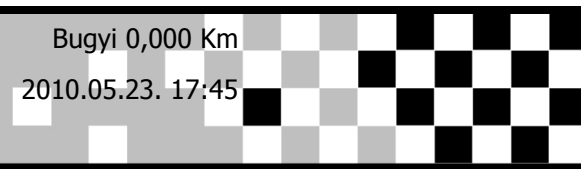
Race 2 - 2. futam

Bugyi 0,000 Km

2. Futam - MX2 B

2010.05.23. 17:45

Race (15:00 and 2 Laps) started at 17:40:05



Competitors	Laps									
	0	1	2	3	4	5	6	7	8	
VERBA Gábor (98)	1	98	5	5	5	5	5	5	5	5
MOÓR András (100)	2	100	100	100	100	100	100	100	100	100
BOKOR János (5)	3	5	139	139	139	139	139	139	139	139
KOVÁCS András (139)	4	139	808	16	16	16	16	16	16	16
PAPP Sándor (16)	5	16	16	74	74	74	74	74	74	74
KATICS Viktor (808)	6	808	723	723	723	723	723	808	808	808
GASPARICS Donát (321)	7	321	74	808	808	808	808	723	723	723
PAPP Gergely (723)	8	723	28	28	28	4	4	4	4	4
TÓTH István (28)	9	28	321	4	4	28	28	28	28	98
GAZDAG Ákos (74)	10	74	4	698	698	698	698	98	98	28
IVÁNYI Zoltán (4)	11	4	698	44	44	44	98	698	698	698
MÁRKUS László (8)	12	8	44	98	76	11	44	11	11	11
NAGY Levente (698)	13	698	8	76	11	98	11	44	44	44
ROTYIK Tamás (44)	14	44	112	8	98	76	76	76	76	76
BÁRDI Tímea (112)	15	112	76	112	8	80	80	80	80	80
SZABÓ Lajos (76)	16	76	98	80	80	8	8	8	8	8
TÓTH László (80)	17	80	80	11	112	112	112	112	112	112
KELKÓ Tamás (11)	18	11	11							
-	19									



Motocross Magyar Köztársasági Kupa Magyar Köztársaság MX Junior Bajnokság

MAMS MX Kupa 3.f (TS)

Total - Végeredmény

Bugyi 0,000 Km

MX2 B

Pos	No.	Name	Make	Club	Class	R1.	R2.	Total points
1	5	BOKOR János	Yamaha	Center Motorsport Club	MX2 B	22	25	47
2	100	MOÓR András	Suzuki	Kanizsa Motocross Sportegyesület	MX2 B	25	22	47
3	139	KOVÁCS András	Yamaha	Energy Moto Team	MX2 B	18	20	38
4	16	PAPP Sándor	Honda	Center Motorsport Club	MX2 B	16	18	34
5	723	PAPP Gergely	KTM	Kanizsa Motocross Sportegyesület	MX2 B	20	14	34
6	74	GAZDAG Ákos	Kawasaki	Fair-Play Motocross SE	MX2 B	14	16	30
7	808	KATICS Viktor	KTM	Center Motorsport Club	MX2 B	13	15	28
8	98	VERBA Gábor	Honda	Kelet Motocross Sportegyesület	MX2 B	15	12	27
9	28	TÓTH István	Honda	Újszilvási Motocross Sport Egyesület	MX2 B	12	11	23
10	698	NAGY Levente	KTM	1WD	MX2 B	11	10	21
11	4	IVÁNYI Zoltán	Honda	MX Racing SE	MX2 B	6	13	19
12	11	KELKÓ Tamás		Center Motorsport Club	MX2 B	10	9	19
13	44	ROTYIK Tamás	KTM	Energy Moto Team SE	MX2 B	8	8	16
14	80	TÓTH László	Honda	Újszilvási Motocross Sport Egyesület	MX2 B	7	6	13
15	76	SZABÓ Lajos	Honda	Újszilvási Motocross Sport Egyesület	MX2 B	4	7	11
16	8	MÁRKUS László	Kawasaki	Paksi Autó és Motorsport Egyesület	MX2 B	5	5	10
17	321	GASPARICS Donát	Yamaha	Kiskunmajsa	MX2 B	9	0	9
18	112	BÁRDI Tímea	Honda	1WD	MX2 B	3	4	7
19	15	MÓRICZ Gergely	Kawasaki	Center Motorsport Klub	MX2 B	0	0	0

Orbits

Czuczai Attila

Gáldi János

Glück Csaba

Versenyigazgató

Zsúrielnök

Időmérés vezetője

Printed: 2010.05.23. 18:05:18

