



Motocross Magyar Köztársasági Kupa

Magyar Köztársaság MX Junior Bajnokság

Magyar Közt.MX Kupa, II.o Jun. OB és MH

Sorted on Best Lap time

Free Practice - Szabad edzés

Gyula 0,000 Km

MX1-MX2 B; Napi

2010.07.11. 09:50

Practice started at 9:56:32

Pos	PIC	No.	Name	Club	Make	Class	Best Tm	Diff	Laps	In Lap
1	1	10	CSOMÓS Géza	Gyulai Motoros Racing Team	KTM	MX1 B	1:39.608		7	6
2	1	74	GAZDAG Ákos	Fair-Play Motocross SE	Kawasaki	MX2 B	1:40.140	0.532	6	4
3	1	42	POLGÁR Gergely		Yamaha	Napi	1:40.363	0.755	7	2
4	2	100	MOÓR András	Kanizsa Motocross Sportegyes	Suzuki	MX2 B	1:41.187	1.579	7	5
5	2	741	ERŐS Roland	Nyári Pál Moto Cross Sportegy	Yamaha	MX1 B	1:41.849	2.241	8	8
6	3	98	VERBA Gábor	Kelet Motocross Sportegyesüle	Honda	MX2 B	1:42.062	2.454	8	5
7	4	15	MÓRICZ Gergely	Center Motorsport Klub	Kawasaki	MX2 B	1:42.897	3.289	7	5
8	5	16	PAPP Sándor	Center Motorsport Club	Honda	MX2 B	1:43.204	3.596	8	4
9	6	723	PAPP Gergely	Kanizsa Motocross Sportegyes	KTM	MX2 B	1:43.287	3.679	5	2
10	3	83	HEGEDŰS Csaba	Center Motorsport Club	Honda	MX1 B	1:43.790	4.182	7	2
11	7	139	KOVÁCS András	Energy Moto Team	Yamaha	MX2 B	1:44.577	4.969	7	6
12	4	770	SZÖLLŐSI László	Namoto Team	Yamaha	MX1 B	1:44.913	5.305	8	8
13	5	147	HOLP Ákos	Cornus Sport Egyesület	Suzuki	MX1 B	1:45.631	6.023	8	4
14	8	808	KATICVS Viktor	Center Motorsport Club	KTM	MX2 B	1:45.644	6.036	4	2
15	6	75	SZILÁGYI Attila	Gyulai Motoros Racing Team	Honda	MX1 B	1:45.665	6.057	7	3
16	2	177	BÁTORI Gábor		KTM	Napi	1:45.835	6.227	7	4
17	7	90	LUGOSI Csaba	Center Motorsport Club	Kawasaki	MX1 B	1:46.087	6.479	7	2
18	9	44	ROTYIK Tamás	Energy Moto Team SE	KTM	MX2 B	1:46.423	6.815	7	5
19	8	110	KURUCZ Imre Adrián	Full-Gas Motorsport Egyesület	Suzuki	MX1 B	1:46.600	6.992	7	6
20	9	77	MÁNDI József	Április 4. MK	Honda	MX1 B	1:46.623	7.015	7	5
21	10	114	HAJÓS Gábor	Langer Motorsport Zomba		MX1 B	1:47.268	7.660	2	2
22	11	32	TÖRÖK József	Kiskunmajsai Sportegyesület	KTM	MX1 B	1:47.543	7.935	7	4
23	3	831	KOVÁCS Tibor		KTM	Napi	1:48.579	8.971	8	5
24	4	841	GYURICZA Róbert		Kawasaki	Napi	1:51.088	11.480	7	2
25	10	321	GASPARICS Donát	Kiskunmajsa	Yamaha	MX2 B	1:51.235	11.627	7	6
26	5	251	BUBELA István		Suzuki	Napi	1:51.720	12.112	7	7
27	11	347	MEGYESI Lóránt	Cornus Sport Egyesület	KTM	MX2 B	1:52.963	13.355	7	7
28	6	140	ifj. BÁN Károly		Honda	Napi	1:53.460	13.852	7	6
29	12	154	CZITA Gábor	Bugyi Sport Egyesület	Suzuki	MX1 B	1:53.671	14.063	7	6
30	12	52	ORODÁN Sándor	Gyulai Motoros Racing Team	Gas-Gas	MX2 B	1:53.771	14.163	7	4
31	13	780	TREUER Tamás	Namoto Team	Suzuki	MX1 B	1:54.136	14.528	7	3
32	13	145	BABARCZY Balázs	Center Motorsport Club	Kawasaki	MX2 B	1:54.765	15.157	7	4
33	14	8	MÁRKUS László	Paksi Autó és Motorsport Egye	Kawasaki	MX2 B	1:55.454	15.846	7	6
34	15	72	CSÁNYI Attila	MotorArt Sport és Művészeti Eç	Yamaha	MX2 B	1:55.563	15.955	7	5
35	16	27	DIÓVERŐ Tamás	Motocross Racing Sportegyesü		MX2 B	1:55.972	16.364	7	4
36	17	118	MAGONY Noémi	Center Motorsport Club	Yamaha	MX2 B	1:56.593	16.985	7	4
37	14	73	SZABÓ László	MotorArt Sport és Művészeti Eç	Honda	MX1 B	1:58.031	18.423	7	1
38	18	174	JÁNOSI Attila	Kőszárhegyi Motocross Club	KTM	MX2 B	2:00.212	20.604	2	2
39	15	9	HIDAS László	MotorArt Sport és Művészeti Eç	Honda	MX1 B				0

Orbits

Fülöp Ferenc

Czuczi Győző

Nagné Czuczi Rita

Versenyig.

Zsűri Elnök

Időmérés Vez.

Printed: 2010.07.11. 10:12:51





Motocross Magyar Köztársasági Kupa Magyar Köztársaság MX Junior Bajnokság

Magyar Közt.MX Kupa, II.o Jun. OB és MH

Free Practice - Szabad edzés

Gyula 0,000 Km

MX1-MX2 B; Napi

2010.07.11. 09:50

Practice started at 9:56:32

Lap	Lap Tm	Diff	Time of Day
(10) CSOMÓS Géza			
1	1:51.978	+12.370	10:00:00.788
2	1:46.677	+7.069	10:01:47.465
3	1:41.892	+2.284	10:03:29.357
4	1:46.571	+6.963	10:05:15.928
5	1:43.027	+3.419	10:06:58.955
6	1:39.608		10:08:38.563
7	2:10.915	+31.307	10:10:49.478

(74) GAZDAG Ákos			
1	1:56.128	+15.988	10:02:42.699
2	1:47.595	+7.455	10:04:30.294
3	1:49.442	+9.302	10:06:19.736
4	1:40.140		10:07:59.876
5	1:42.222	+2.082	10:09:42.098
6	1:43.202	+3.062	10:11:25.300

(42) POLGÁR Gergely			
1	1:46.561	+6.198	9:58:32.937
2	1:40.363		10:00:13.300
3	1:42.712	+2.349	10:01:56.012
4	1:40.706	+0.343	10:03:36.718
5	1:42.770	+2.407	10:05:19.488
6	1:43.981	+3.618	10:07:03.469
7	3:25.139	+1:44.776	10:10:28.608

(100) MOÓR András			
1	1:51.688	+10.501	9:59:35.772
2	1:45.491	+4.304	10:01:21.263
3	1:41.706	+0.519	10:03:02.969
4	1:42.290	+1.103	10:04:45.259
5	1:41.187		10:06:26.446
6	2:16.339	+35.152	10:08:42.785
7	1:50.461	+9.274	10:10:33.246

(741) ERŐS Roland			
1	1:49.852	+8.003	9:58:39.822
2	1:48.054	+6.205	10:00:27.876
3	1:45.788	+3.939	10:02:13.664
4	1:45.010	+3.161	10:03:58.674
5	1:48.470	+6.621	10:05:47.144
6	1:46.779	+4.930	10:07:33.923
7	2:26.122	+44.273	10:10:00.045
8	1:41.849		10:11:41.894

(98) VERBA Gábor			
1	1:52.733	+10.671	9:59:36.564
2	1:45.345	+3.283	10:01:21.909
3	1:48.363	+6.301	10:03:10.272
4	1:43.261	+1.199	10:04:53.533
5	1:42.062		10:06:35.595
6	1:46.420	+4.358	10:08:22.015
7	1:44.641	+2.579	10:10:06.656
8	1:44.174	+2.112	10:11:50.830

(15) MÓRICZ Gergely			
1	1:57.237	+14.340	9:59:05.233
2	1:46.059	+3.162	10:00:51.292
3	1:55.030	+12.133	10:02:46.322
4	1:57.209	+14.312	10:04:43.531
5	1:42.897		10:06:26.428
6	2:20.639	+37.742	10:08:47.067
7	1:51.448	+8.551	10:10:38.515

(16) PAPP Sándor			
-------------------------	--	--	--

Lap	Lap Tm	Diff	Time of Day
1	1:53.494	+10.290	9:58:45.976
2	1:47.561	+4.357	10:00:33.537
3	1:46.582	+3.378	10:02:20.119
4	1:43.204		10:04:03.323
5	1:46.456	+3.252	10:05:49.779
6	1:46.162	+2.958	10:07:35.941
7	1:46.626	+3.422	10:09:22.567
8	1:50.471	+7.267	10:11:13.038

(723) PAPP Gergely			
1	1:48.569	+5.282	10:03:46.054
2	1:43.287		10:05:29.341
3	1:45.580	+2.293	10:07:14.921
4	1:51.860	+8.573	10:09:06.781
5	1:45.671	+2.384	10:10:52.452

(83) HEGEDŰS Csaba			
1	1:56.010	+12.220	9:59:00.539
2	1:43.790		10:00:44.329
3	1:45.315	+1.525	10:02:29.644
4	1:59.233	+15.443	10:04:28.877
5	1:51.276	+7.486	10:06:20.153
6	2:11.375	+27.585	10:08:31.528
7	1:49.580	+5.790	10:10:21.108

(139) KOVÁCS András			
1	1:53.749	+9.172	9:59:23.647
2	1:59.262	+14.685	10:01:22.909
3	1:54.396	+9.819	10:03:17.305
4	1:53.738	+9.161	10:05:11.043
5	1:47.246	+2.669	10:06:58.289
6	1:44.577		10:08:42.866
7	1:53.410	+8.833	10:10:36.276

(770) SZÖLLŐSI László			
1	1:58.330	+13.417	9:59:11.264
2	1:52.190	+7.277	10:01:03.454
3	1:49.464	+4.551	10:02:52.918
4	1:46.968	+2.055	10:04:39.886
5	1:45.882	+0.969	10:06:25.768
6	1:49.528	+4.615	10:08:15.296
7	1:51.738	+6.825	10:10:07.034
8	1:44.913		10:11:51.947

(147) HÖLP Ákos			
1	1:54.072	+8.441	9:58:38.031
2	1:51.037	+5.406	10:00:29.068
3	1:45.809	+0.178	10:02:14.877
4	1:45.631		10:04:00.508
5	1:47.335	+1.704	10:05:47.843
6	1:51.909	+6.278	10:07:39.752
7	1:46.043	+0.412	10:09:25.795
8	1:48.016	+2.385	10:11:13.811

(808) KATICS Viktor			
1	1:47.440	+1.796	10:06:42.214
2	1:45.644		10:08:27.858
3	1:47.124	+1.480	10:10:14.982
4	1:47.536	+1.892	10:12:02.518

(75) SZILÁGYI Attila			
1	1:51.582	+5.917	9:58:46.861
2	1:54.863	+9.198	10:00:41.724
3	1:45.665		10:02:27.389
4	1:57.431	+11.766	10:04:24.820
5	2:12.613	+26.948	10:06:37.433

Lap	Lap Tm	Diff	Time of Day
6	1:57.426	+11.761	10:08:34.859
7	2:12.972	+27.307	10:10:47.831

(177) BÁTORI Gábor			
1	1:57.392	+11.557	9:59:07.796
2	1:53.758	+7.923	10:01:01.554
3	1:49.361	+3.526	10:02:50.915
4	1:45.835		10:04:36.750
5	1:47.193	+1.358	10:06:23.943
6	1:47.933	+2.098	10:08:11.876
7	2:31.551	+45.716	10:10:43.427

(90) LUGOSI Csaba			
1	1:54.494	+8.407	9:58:52.080
2	1:46.087		10:00:38.167
3	2:26.381	+40.294	10:03:04.548
4	2:00.348	+14.261	10:05:04.896
5	1:52.767	+6.680	10:06:57.663
6	1:58.845	+12.758	10:08:56.508
7	1:51.212	+5.125	10:10:47.720

(44) ROTYIK Tamás			
1	1:58.235	+11.812	9:58:58.900
2	1:51.597	+5.174	10:00:50.497
3	1:53.843	+7.420	10:02:44.340
4	2:15.304	+28.881	10:04:59.644
5	1:46.423		10:06:46.067
6	1:49.623	+3.200	10:08:35.690
7	1:47.784	+1.361	10:10:23.474

(110) KURUCZ Imre Adrián			
1	2:03.188	+16.588	9:59:20.048
2	1:57.585	+10.985	10:01:17.633
3	1:51.461	+4.861	10:03:09.094
4	1:54.793	+8.193	10:05:03.887
5	1:46.686	+0.086	10:06:50.573
6	1:46.600		10:08:37.173
7	2:13.381	+26.781	10:10:50.554

(77) MÁNDI József			
1	2:04.166	+17.543	9:59:15.796
2	1:54.423	+7.800	10:01:10.219
3	2:04.689	+18.066	10:03:14.908
4	1:48.706	+2.083	10:05:03.614
5	1:46.623		10:06:50.237
6	1:46.742	+0.119	10:08:36.979
7	1:57.897	+11.274	10:10:34.876

(114) HAJÓS Gábor			
1	1:52.526	+5.258	9:58:49.418
2	1:47.268		10:00:36.686

(32) TÖRÖK József			
1	1:59.155	+11.612	9:59:10.210
2	1:55.403	+7.860	10:01:05.613
3	1:51.865	+4.322	10:02:57.478
4	1:47.543		10:04:45.021
5	1:49.240	+1.697	10:06:34.261
6	1:51.100	+3.557	10:08:25.361
7	1:50.860	+3.317	10:10:16.221

(831) KOVÁCS Tibor			
1	1:52.511	+3.932	9:58:43.594
2	1:51.456	+2.877	10:00:35.050
3	1:58.888	+10.309	10:02:33.938
4	1:49.165	+0.586	10:04:23.103

Orbits

Fülöp Ferenc

Czuczi Győző

Nagné Czuczi Rita

Versenyig.

Zsűri Elnök

Időmérés Vez.

Printed: 2010.07.11. 10:13:15





Motocross Magyar Köztársasági Kupa Magyar Köztársaság MX Junior Bajnokság

Magyar Közt.MX Kupa, II.o Jun. OB és MH

Free Practice - Szabad edzés

Gyula 0,000 Km

MX1-MX2 B; Napi

2010.07.11. 09:50

Practice started at 9:56:32

Lap	Lap Tm	Diff	Time of Day
5	1:48.579		10:06:11.682
6	2:06.191	+17.612	10:08:17.873
7	1:52.986	+4.407	10:10:10.859
8	1:55.750	+7.171	10:12:06.609

(841) GYURICZA Róbert

Lap	Lap Tm	Diff	Time of Day
1	2:07.800	+16.712	9:59:47.710
2	1:51.088		10:01:38.798
3	1:51.414	+0.326	10:03:30.212
4	1:52.371	+1.283	10:05:22.583
5	1:52.012	+0.924	10:07:14.595
6	1:53.146	+2.058	10:09:07.741
7	1:54.771	+3.683	10:11:02.512

(321) GASPARICS Donát

Lap	Lap Tm	Diff	Time of Day
1	2:01.771	+10.536	9:59:17.280
2	1:54.773	+3.538	10:01:12.053
3	1:56.511	+5.276	10:03:08.564
4	2:01.907	+10.672	10:05:10.471
5	1:58.246	+7.011	10:07:08.717
6	1:51.235		10:08:59.952
7	1:56.532	+5.297	10:10:56.484

(251) BUBELA István

Lap	Lap Tm	Diff	Time of Day
1	2:01.957	+10.237	9:59:48.908
2	1:54.146	+2.426	10:01:43.054
3	1:52.628	+0.908	10:03:35.682
4	1:51.855	+0.135	10:05:27.537
5	1:56.348	+4.628	10:07:23.885
6	1:52.828	+1.108	10:09:16.713
7	1:51.720		10:11:08.433

(347) MEGYESI Lóránt

Lap	Lap Tm	Diff	Time of Day
1	1:53.589	+0.626	9:58:36.720
2	1:54.257	+1.294	10:00:30.977
3	1:55.290	+2.327	10:02:26.267
4	1:58.154	+5.191	10:04:24.421
5	2:00.353	+7.390	10:06:24.774
6	1:58.179	+5.216	10:08:22.953
7	1:52.963		10:10:15.916

(140) ifj. BÁN Károly

Lap	Lap Tm	Diff	Time of Day
1	2:13.608	+20.148	9:59:48.567
2	2:03.529	+10.069	10:01:52.096
3	1:58.229	+4.769	10:03:50.325
4	1:54.299	+0.839	10:05:44.624
5	1:56.429	+2.969	10:07:41.053
6	1:53.460		10:09:34.513
7	1:56.397	+2.937	10:11:30.910

(154) CZITA Gábor

Lap	Lap Tm	Diff	Time of Day
1	2:07.469	+13.798	9:59:06.409
2	2:11.831	+18.160	10:01:18.240
3	1:58.148	+4.477	10:03:16.388
4	1:57.800	+4.129	10:05:14.188
5	1:58.612	+4.941	10:07:12.800
6	1:53.671		10:09:06.471
7	1:56.102	+2.431	10:11:02.573

(52) ORODÁN Sándor

Lap	Lap Tm	Diff	Time of Day
1	1:59.478	+5.707	9:59:23.253
2	1:58.785	+5.014	10:01:22.038
3	1:59.234	+5.463	10:03:21.272
4	1:53.771		10:05:15.043
5	2:01.307	+7.536	10:07:16.350
6	1:57.482	+3.711	10:09:13.832

Lap	Lap Tm	Diff	Time of Day
7	1:58.890	+5.119	10:11:12.722

(780) TREUER Tamás

Lap	Lap Tm	Diff	Time of Day
1	2:14.964	+20.828	9:59:51.318
2	2:01.376	+7.240	10:01:52.694
3	1:54.136		10:03:46.830
4	1:55.203	+1.067	10:05:42.033
5	2:03.943	+9.807	10:07:45.976
6	1:57.530	+3.394	10:09:43.506
7	1:57.935	+3.799	10:11:41.441

(145) BABARCZY Balázs

Lap	Lap Tm	Diff	Time of Day
1	2:00.994	+6.229	9:59:21.659
2	1:57.741	+2.976	10:01:19.400
3	2:01.774	+7.009	10:03:21.174
4	1:54.765		10:05:15.939
5	1:57.654	+2.889	10:07:13.593
6	1:54.910	+0.145	10:09:08.503
7	1:55.675	+0.910	10:11:04.178

(8) MÁRKUS László

Lap	Lap Tm	Diff	Time of Day
1	2:08.164	+12.710	9:58:53.748
2	2:02.443	+6.989	10:00:56.191
3	2:00.277	+4.823	10:02:56.468
4	2:01.234	+5.780	10:04:57.702
5	1:58.595	+3.141	10:06:56.297
6	1:55.454		10:08:51.751
7	2:02.070	+6.616	10:10:53.821

(72) CSÁNYI Attila

Lap	Lap Tm	Diff	Time of Day
1	2:14.896	+19.333	9:59:52.475
2	2:02.599	+7.036	10:01:55.074
3	1:59.500	+3.937	10:03:54.574
4	1:58.897	+3.334	10:05:53.471
5	1:55.563		10:07:49.034
6	1:55.686	+0.123	10:09:44.720
7	1:59.618	+4.055	10:11:44.338

(27) DIÓVERŐ Tamás

Lap	Lap Tm	Diff	Time of Day
1	2:04.822	+8.850	9:59:12.139
2	2:01.794	+5.822	10:01:13.933
3	1:59.591	+3.619	10:03:13.524
4	1:55.972		10:05:09.496
5	2:09.650	+13.678	10:07:19.146
6	1:56.478	+0.506	10:09:15.624
7	1:56.540	+0.568	10:11:12.164

(118) MAGONY Noémi

Lap	Lap Tm	Diff	Time of Day
1	2:11.015	+14.422	9:59:30.369
2	2:01.177	+4.584	10:01:31.546
3	1:57.284	+0.691	10:03:28.830
4	1:56.593		10:05:25.423
5	1:59.473	+2.880	10:07:24.896
6	2:00.590	+3.997	10:09:25.486
7	1:58.185	+1.592	10:11:23.671

(73) SZABÓ László

Lap	Lap Tm	Diff	Time of Day
1	1:58.031		9:59:18.767
2	2:00.196	+2.165	10:01:18.963
3	2:00.487	+2.456	10:03:19.450
4	1:59.751	+1.720	10:05:19.201
5	2:28.977	+30.946	10:07:48.178
6	2:02.370	+4.339	10:09:50.548
7	2:02.309	+4.278	10:11:52.857

(174) JÁNOSI Attila

Orbits

Fülöp Ferenc

Czuczi Győző

Nagné Czuczi Rita

Versenyig.

Zsűri Elnök

Időmérés Vez.

Printed: 2010.07.11. 10:13:15





Motocross Magyar Köztársasági Kupa

Magyar Köztársaság MX Junior Bajnokság

Magyar Közt.MX Kupa, II.o Jun. OB és MH

Sorted on Best Lap time

Qualifying Practice - Mért edzés

Gyula 0,000 Km

MX1-MX2 B

2010.07.11. 11:15

Qualifying started at 11:09:11

Pos	PIC	No.	Name	Club	Make	Class	Best Tm	Diff	Laps	In Lap
1	1	100	MOÓR András	Kanizsa Motocross Sportegyes	Suzuki	MX2 B	1:36.153		7	2
2	1	10	CSOMÓS Géza	Gyulai Motoros Racing Team	KTM	MX1 B	1:36.908	0.755	7	5
3	2	808	KATICS Viktor	Center Motorsport Club	KTM	MX2 B	1:37.755	1.602	7	2
4	2	83	HEGEDŰS Csaba	Center Motorsport Club	Honda	MX1 B	1:38.086	1.933	7	5
5	3	139	KOVÁCS András	Energy Moto Team	Yamaha	MX2 B	1:39.413	3.260	7	7
6	4	74	GAZDAG Ákos	Fair-Play Motocross SE	Kawasaki	MX2 B	1:39.445	3.292	8	3
7	5	98	VERBA Gábor	Kelet Motocross Sportegyesüle	Honda	MX2 B	1:39.539	3.386	7	3
8	6	15	MÓRICZ Gergely	Center Motorsport Klub	Kawasaki	MX2 B	1:39.606	3.453	8	6
9	7	723	PAPP Gergely	Kanizsa Motocross Sportegyes	KTM	MX2 B	1:39.709	3.556	6	2
10	3	741	ERŐS Roland	Nyári Pál Moto Cross Sportegy	Yamaha	MX1 B	1:39.909	3.756	6	5
11	8	16	PAPP Sándor	Center Motorsport Club	Honda	MX2 B	1:40.421	4.268	8	8
12	4	110	KURUCZ Imre Adrián	Full-Gas Motorsport Egyesület	Suzuki	MX1 B	1:40.679	4.526	8	2
13	9	72	CSÁNYI Attila	MotorArt Sport és Művészeti Eç	Yamaha	MX2 B	1:40.953	4.800	8	6
14	5	9	HIDAS László	MotorArt Sport és Művészeti Eç	Honda	MX1 B	1:40.995	4.842	3	1
15	10	44	ROTYIK Tamás	Energy Moto Team SE	KTM	MX2 B	1:41.250	5.097	8	8
16	6	75	SZILÁGYI Attila	Gyulai Motoros Racing Team	Honda	MX1 B	1:41.929	5.776	6	2
17	11	145	BABARCZY Balázs	Center Motorsport Club	Kawasaki	MX2 B	1:42.009	5.856	8	2
18	7	770	SZÖLLŐSI László	Namoto Team	Yamaha	MX1 B	1:42.536	6.383	6	2
19	8	90	LUGOSI Csaba	Center Motorsport Club	Kawasaki	MX1 B	1:42.692	6.539	7	5
20	9	114	HAJÓS Gábor	Langer Motorsport Zomba	Yamaha	MX1 B	1:43.362	7.209	7	3
21	10	147	HOLP Ákos	Cornus Sport Egyesület	Suzuki	MX1 B	1:43.805	7.652	8	6
22	11	32	TÖRÖK József	Kiskunmajsai Sportegyesület	KTM	MX1 B	1:44.021	7.868	8	4
23	12	8	MÁRKUS László	Paksi Autó és Motorsport Egye	Kawasaki	MX2 B	1:44.177	8.024	7	2
24	13	118	MAGONY Noémi	Center Motorsport Club	Yamaha	MX2 B	1:44.706	8.553	7	2
25	12	73	SZABÓ László	MotorArt Sport és Művészeti Eç	Honda	MX1 B	1:45.027	8.874	6	2
26	13	77	MÁNDI József	Április 4. MK	Honda	MX1 B	1:45.331	9.178	8	5
27	14	321	GASPARICS Donát	Kiskunmajsa	Yamaha	MX2 B	1:45.807	9.654	8	2
28	15	52	ORODÁN Sándor	Gyulai Motoros Racing Team	Gas-Gas	MX2 B	1:46.027	9.874	8	2
29	16	347	MEGYESI Lóránt	Cornus Sport Egyesület	KTM	MX2 B	1:46.649	10.496	8	3
30	14	154	CZITA Gábor	Bugyi Sport Egyesület	Suzuki	MX1 B	1:47.153	11.000	8	3
31	17	27	DIÓVERŐ Tamás	Motocross Racing Sportegyesű	Yamaha	MX2 B	1:47.264	11.111	7	3
32	15	780	TREUER Tamás	Namoto Team	Suzuki	MX1 B	1:48.575	12.422	7	5
33	18	174	JÁNOSI Attila	Kőszárhegyi Motocross Club	KTM	MX2 B	1:53.970	17.817	5	2

Orbits

Fülöp Ferenc
Versenyig.

Czuczi Győző
Zsűri Elnök

Nagyné Czuczi Rita
Időmérés Vez.





Motocross Magyar Köztársasági Kupa

Magyar Köztársaság MX Junior Bajnokság

Magyar Közt.MX Kupa, II.o Jun. OB és MH

Qualifying Practice - Mért edzés

Gyula 0,000 Km

MX1-MX2 B

2010.07.11. 11:15

Qualifying started at 11:09:11

Lap	Lap Tm	Diff	Time of Day
(100) MOÓR András			
1	1:36.754	+0.601	11:10:57.562
2	1:36.153		11:12:33.715
3	1:42.464	+6.311	11:14:16.179
4	2:04.806	+28.653	11:16:20.985
5	2:12.709	+36.556	11:18:33.694
6	2:14.381	+38.228	11:20:48.075
7	3:07.472	+1:31.319	11:23:55.547
(10) CSOMÓS Géza			
1	1:40.920	+4.012	11:11:05.315
2	1:37.060	+0.152	11:12:42.375
3	5:14.501	+3:37.593	11:17:56.876
4	1:38.271	+1.363	11:19:35.147
5	1:36.908		11:21:12.055
6	1:41.614	+4.706	11:22:53.669
7	2:23.160	+46.252	11:25:16.829
(808) KATICS Viktor			
1	1:59.424	+21.669	11:12:24.117
2	1:37.755		11:14:01.872
3	1:38.268	+0.513	11:15:40.140
4	1:38.934	+1.179	11:17:19.074
5	1:41.027	+3.272	11:19:00.101
6	1:54.461	+16.706	11:20:54.562
7	3:05.875	+1:28.120	11:24:00.437
(83) HEGEDŰS Csaba			
1	1:54.894	+16.808	11:11:30.765
2	1:41.878	+3.792	11:13:12.643
3	1:40.314	+2.228	11:14:52.957
4	2:39.763	+1:01.677	11:17:32.720
5	1:38.086		11:19:10.806
6	3:03.253	+1:25.167	11:22:14.059
7	1:53.850	+15.764	11:24:07.909
(139) KOVÁCS András			
1	1:47.349	+7.936	11:11:35.037
2	1:42.630	+3.217	11:13:17.667
3	2:39.028	+59.615	11:15:56.695
4	1:50.372	+10.959	11:17:47.067
5	2:12.902	+33.489	11:19:59.969
6	1:49.787	+10.374	11:21:49.756
7	1:39.413		11:23:29.169
(74) GAZDAG Ákos			
1	1:43.138	+3.693	11:11:54.419
2	2:00.035	+20.590	11:13:54.454
3	1:39.445		11:15:33.899
4	1:44.575	+5.130	11:17:18.474
5	1:42.088	+2.643	11:19:00.562
6	1:42.057	+2.612	11:20:42.619
7	1:44.001	+4.556	11:22:26.620
8	1:53.170	+13.725	11:24:19.790
(98) VERBA Gábor			
1	1:41.100	+1.561	11:11:58.396
2	2:06.988	+27.449	11:14:05.384
3	1:39.539		11:15:44.923
4	1:49.430	+9.891	11:17:34.353
5	1:40.377	+0.838	11:19:14.730
6	2:35.628	+56.089	11:21:50.358
7	1:54.846	+15.307	11:23:45.204
(15) MÓRICZ Gergely			

Lap	Lap Tm	Diff	Time of Day
1	1:50.611	+11.005	11:11:16.551
2	1:48.534	+8.928	11:13:05.085
3	1:51.315	+11.709	11:14:56.400
4	1:40.658	+1.052	11:16:37.058
5	2:01.320	+21.714	11:18:38.378
6	1:39.606		11:20:17.984
7	2:00.515	+20.909	11:22:18.499
8	1:40.607	+1.001	11:23:59.106
(723) PAPP Gergely			
1	1:39.777	+0.068	11:11:02.109
2	1:39.709		11:12:41.818
3	1:42.084	+2.375	11:14:23.902
4	2:03.832	+24.123	11:16:27.734
5	1:43.847	+4.138	11:18:11.581
6	2:50.486	+1:10.777	11:21:02.067
(741) ERŐS Roland			
1	1:41.307	+1.398	11:12:08.255
2	1:42.420	+2.511	11:13:50.675
3	1:39.960	+0.051	11:15:30.635
4	6:04.924	+4:25.015	11:21:35.559
5	1:39.909		11:23:15.468
6	1:42.663	+2.754	11:24:58.131
(16) PAPP Sándor			
1	1:44.159	+3.738	11:11:38.429
2	1:45.382	+4.961	11:13:23.811
3	1:47.984	+7.563	11:15:11.795
4	1:49.643	+9.222	11:17:01.438
5	1:42.009	+1.588	11:18:43.447
6	1:41.818	+1.397	11:20:25.265
7	1:44.856	+4.435	11:22:10.121
8	1:40.421		11:23:50.542
(110) KURUCZ Imre Adrián			
1	1:43.759	+3.080	11:11:25.778
2	1:40.679		11:13:06.457
3	1:42.628	+1.949	11:14:49.085
4	1:46.687	+6.008	11:16:35.772
5	1:49.580	+8.901	11:18:25.352
6	2:02.701	+22.022	11:20:28.053
7	1:42.399	+1.720	11:22:10.452
8	2:21.188	+40.509	11:24:31.640
(72) CSÁNYI Attila			
1	1:50.170	+9.217	11:12:20.701
2	1:41.366	+0.413	11:14:02.067
3	1:42.647	+1.694	11:15:44.714
4	2:01.364	+20.411	11:17:46.078
5	1:43.276	+2.323	11:19:29.354
6	1:40.953		11:21:10.307
7	2:01.746	+20.793	11:23:12.053
8	1:41.896	+0.943	11:24:53.949
(9) HIDAS László			
1	1:40.995		11:14:59.674
2	1:43.326	+2.331	11:16:43.000
3	7:05.650	+5:24.655	11:23:48.650
(44) ROTYIK Tamás			
1	1:47.186	+5.936	11:11:37.912
2	1:46.513	+5.263	11:13:24.425
3	1:44.346	+3.096	11:15:08.771
4	1:46.144	+4.894	11:16:54.915
5	1:44.337	+3.087	11:18:39.252

Lap	Lap Tm	Diff	Time of Day
6	1:42.947	+1.697	11:20:22.199
7	1:47.999	+6.749	11:22:10.198
8	1:41.250		11:23:51.448
(75) SZILÁGYI Attila			
1	1:45.303	+3.374	11:11:12.885
2	1:41.929		11:12:54.814
3	1:44.295	+2.366	11:14:39.109
4	3:21.243	+1:39.314	11:18:00.352
5	1:49.706	+7.777	11:19:50.058
6	1:53.986	+12.057	11:21:44.044
(145) BABARCY Balázs			
1	1:52.066	+10.057	11:11:51.476
2	1:42.009		11:13:33.485
3	1:56.516	+14.507	11:15:30.001
4	1:47.758	+5.749	11:17:17.759
5	1:44.030	+2.021	11:19:01.789
6	2:03.902	+21.893	11:21:05.691
7	1:50.379	+8.370	11:22:56.070
8	1:46.512	+4.503	11:24:42.582
(770) SZÖLLŐSI László			
1	1:46.556	+4.020	11:11:21.621
2	1:42.536		11:13:04.157
3	1:44.701	+2.165	11:14:48.858
4	2:23.543	+41.007	11:17:12.401
5	1:43.905	+1.369	11:18:56.306
6	5:33.988	+3:51.452	11:24:30.294
(90) LUGOSI Csaba			
1	1:47.108	+4.416	11:11:18.108
2	1:45.114	+2.422	11:13:03.222
3	1:43.849	+1.157	11:14:47.071
4	1:43.480	+0.788	11:16:30.551
5	1:42.692		11:18:13.243
6	4:49.648	+3:06.956	11:23:02.891
7	1:44.122	+1.430	11:24:47.013
(114) HAJÓS Gábor			
1	1:47.758	+4.396	11:12:32.998
2	1:45.718	+2.356	11:14:18.716
3	1:43.362		11:16:02.078
4	1:47.233	+3.871	11:17:49.311
5	1:45.351	+1.989	11:19:34.662
6	1:47.670	+4.308	11:21:22.332
7	2:54.259	+1:10.897	11:24:16.591
(147) HÖLP Ákos			
1	1:47.893	+4.088	11:11:53.887
2	1:54.180	+10.375	11:13:48.067
3	1:43.979	+0.174	11:15:32.046
4	1:47.071	+3.266	11:17:19.117
5	1:50.660	+6.855	11:19:09.777
6	1:43.805		11:20:53.582
7	1:58.272	+14.467	11:22:51.854
8	1:45.198	+1.393	11:24:37.052
(32) TÖRÖK József			
1	1:52.531	+8.510	11:11:52.515
2	1:47.719	+3.698	11:13:40.234
3	1:45.087	+1.066	11:15:25.321
4	1:44.021		11:17:09.342
5	1:45.956	+1.935	11:18:55.298
6	1:45.767	+1.746	11:20:41.065
7	2:02.184	+18.163	11:22:43.249

Orbits

Fülöp Ferenc

Czuczi Győző

Nagyné Czuczi Rita

Versenyig.

Zsúri Elnök

Időmérés Vez.

Printed: 2010.07.11. 11:29:23





Motocross Magyar Köztársasági Kupa Magyar Köztársaság MX Junior Bajnokság

Magyar Közt.MX Kupa, II.o Jun. OB és MH

Qualifying Practice - Mért edzés

Gyula 0,000 Km

MX1-MX2 B

2010.07.11. 11:15

Qualifying started at 11:09:11

Lap	Lap Tm	Diff	Time of Day
8	1:46.966	+2.945	11:24:30.215

(8) MÁRKUS László

1	1:46.532	+2.355	11:11:15.821
2	1:44.177		11:12:59.998
3	1:47.739	+3.562	11:14:47.737
4	3:10.980	+1:26.803	11:17:58.717
5	1:57.022	+12.845	11:19:55.739
6	1:49.362	+5.185	11:21:45.101
7	1:50.446	+6.269	11:23:35.547

(118) MAGONY Noémi

1	1:57.802	+13.096	11:11:36.770
2	1:44.706		11:13:21.476
3	1:45.862	+1.156	11:15:07.338
4	3:11.389	+1:26.683	11:18:18.727
5	2:07.687	+22.981	11:20:26.414
6	2:06.670	+21.964	11:22:33.084
7	2:04.550	+19.844	11:24:37.634

(73) SZABÓ László

1	1:47.974	+2.947	11:11:43.253
2	1:45.027		11:13:28.280
3	1:47.481	+2.454	11:15:15.761
4	1:49.233	+4.206	11:17:04.994
5	5:31.147	+3:46.120	11:22:36.141
6	2:02.723	+17.696	11:24:38.864

(77) MÁNDI József

1	1:49.092	+3.761	11:11:25.444
2	1:47.811	+2.480	11:13:13.255
3	1:47.841	+2.510	11:15:01.096
4	2:05.024	+19.693	11:17:06.120
5	1:45.331		11:18:51.451
6	1:47.504	+2.173	11:20:38.955
7	2:07.877	+22.546	11:22:46.832
8	1:58.914	+13.583	11:24:45.746

(321) GASPARICS Donát

1	1:47.717	+1.910	11:11:37.353
2	1:45.807		11:13:23.160
3	1:51.824	+6.017	11:15:14.984
4	2:00.624	+14.817	11:17:15.608
5	1:48.722	+2.915	11:19:04.330
6	2:00.176	+14.369	11:21:04.506
7	1:49.412	+3.605	11:22:53.918
8	2:11.852	+26.045	11:25:05.770

(52) ORODÁN Sándor

1	1:57.290	+11.263	11:11:40.553
2	1:46.027		11:13:26.580
3	1:47.052	+1.025	11:15:13.632
4	1:47.390	+1.363	11:17:01.022
5	2:18.040	+32.013	11:19:19.062
6	1:48.709	+2.682	11:21:07.771
7	1:50.058	+4.031	11:22:57.829
8	2:11.492	+25.465	11:25:09.321

(347) MEGYESI Lóránt

1	1:50.453	+3.804	11:11:55.527
2	1:56.128	+9.479	11:13:51.655
3	1:46.649		11:15:38.304
4	1:48.996	+2.347	11:17:27.300
5	1:50.434	+3.785	11:19:17.734
6	1:50.512	+3.863	11:21:08.246
7	1:49.878	+3.229	11:22:58.124

Lap	Lap Tm	Diff	Time of Day
8	1:58.232	+11.583	11:24:56.356

(154) CZITA Gábor

1	1:52.207	+5.054	11:11:50.871
2	1:50.606	+3.453	11:13:41.477
3	1:47.153		11:15:28.630
4	1:48.329	+1.176	11:17:16.959
5	1:49.446	+2.293	11:19:06.405
6	1:48.961	+1.808	11:20:55.366
7	1:50.735	+3.582	11:22:46.101
8	1:48.859	+1.706	11:24:34.960

(27) DIÓVERŐ Tamás

1	1:50.617	+3.353	11:11:24.778
2	1:47.319	+0.055	11:13:12.097
3	1:47.264		11:14:59.361
4	1:58.287	+11.023	11:16:57.648
5	1:55.213	+7.949	11:18:52.861
6	2:07.140	+19.876	11:21:00.001
7	2:38.303	+51.039	11:23:38.304

(780) TREUER Tamás

1	1:56.910	+8.335	11:12:05.596
2	1:51.733	+3.158	11:13:57.329
3	1:52.014	+3.439	11:15:49.343
4	1:51.903	+3.328	11:17:41.246
5	1:48.575		11:19:29.821
6	1:49.125	+0.550	11:21:18.946
7	2:55.420	+1:06.845	11:24:14.366

(174) JÁNOSI Attila

1	1:56.799	+2.829	11:11:50.319
2	1:53.970		11:13:44.289
3	1:56.913	+2.943	11:15:41.202
4	1:58.252	+4.282	11:17:39.454
5	6:19.113	+4:25.143	11:23:58.567



Motocross Magyar Köztársasági Kupa Magyar Köztársaság MX Junior Bajnokság

Magyar Közt.MX Kupa, II.o Jun. OB és MH

Sorted on Laps

Race 1 - 1. futam

Gyula 0,000 Km

MX1-MX2 B

2010.07.11. 14:50

Race (15:00 and 2 Laps) started at 14:26:36

Pos	PIC	No.	Name	Club	Make	Class	AA	Laps	Total Tm	Diff	Best Tm	Points
1	1	100	MOÓR András	Kanizsa Motocross Sportegyesület	Suzuki	MX2 B		11	18:57.716		1:38.511	0
2	1	741	ERŐS Roland	Nyári Pál Moto Cross Sportegyesület	Yamaha	MX1 B		11	19:10.012	12.296	1:40.541	0
3	2	723	PAPP Gergely	Kanizsa Motocross Sportegyesület	KTM	MX2 B		11	19:22.190	24.474	1:41.943	0
4	3	16	PAPP Sándor	Center Motorsport Club	Honda	MX2 B		11	19:24.113	26.397	1:42.696	0
5	4	139	KOVÁCS András	Energy Moto Team	Yamaha	MX2 B		11	19:26.151	28.435	1:42.094	0
6	2	83	HEGEDŰS Csaba	Center Motorsport Club	Honda	MX1 B		11	19:26.490	28.774	1:43.517	0
7	5	74	GAZDAG Ákos	Fair-Play Motocross SE	Kawasaki	MX2 B		11	19:27.674	29.958	1:40.459	0
8	6	15	MÓRICZ Gergely	Center Motorsport Klub	Kawasaki	MX2 B		11	19:37.946	40.230	1:43.780	0
9	7	808	KATICS Viktor	Center Motorsport Club	KTM	MX2 B		11	19:39.950	42.234	1:40.873	0
10	3	9	HIDAS László	MotorArt Sport és Művészeti Egyesült	Honda	MX1 B		11	19:43.949	46.233	1:44.282	0
11	4	10	CSOMÓS Géza	Gyulai Motoros Racing Team	KTM	MX1 B		11	19:45.243	47.527	1:43.367	0
12	8	72	CSÁNYI Attila	MotorArt Sport és Művészeti Egyesült	Yamaha	MX2 B		11	19:47.718	50.002	1:44.321	0
13	5	770	SZÖLLŐSI László	Namoto Team	Yamaha	MX1 B		11	19:48.124	50.408	1:42.969	0
14	6	147	HOLP Ákos	Cornus Sport Egyesület	Suzuki	MX1 B		11	20:01.626	1:03.910	1:45.453	0
15	7	90	LUGOSI Csaba	Center Motorsport Club	Kawasaki	MX1 B		11	20:02.163	1:04.447	1:46.039	0
16	9	98	VERBA Gábor	Kelet Motocross Sportegyesület	Honda	MX2 B		11	20:10.060	1:12.344	1:43.006	0
17	8	75	SZILÁGYI Attila	Gyulai Motoros Racing Team	Honda	MX1 B		11	20:11.479	1:13.763	1:46.330	0
18	9	77	MÁNDI József	Április 4. MK	Honda	MX1 B		11	20:16.844	1:19.128	1:45.635	0
19	10	32	TÖRÖK József	Kiskunmajsai Sportegyesület	KTM	MX1 B		11	20:18.797	1:21.081	1:45.357	0
20	11	154	CZITA Gábor	Bugyi Sport Egyesület	Suzuki	MX1 B		11	20:18.979	1:21.263	1:46.437	0
21	10	44	ROTYIK Tamás	Energy Moto Team SE	KTM	MX2 B		11	20:37.894	1:40.178	1:46.350	0
22	11	321	GASPARICS Donát	Kiskunmajsza	Yamaha	MX2 B		11	20:43.433	1:45.717	1:48.757	0
23	12	8	MÁRKUS László	Paksi Autó és Motorsport Egyesület	Kawasaki	MX2 B		11	20:44.352	1:46.636	1:49.406	0
24	13	52	ORODÁN Sándor	Gyulai Motoros Racing Team	Gas-Gas	MX2 B		10	19:09.368	1 Lap	1:51.190	0
25	14	145	BABARCZY Balázs	Center Motorsport Club	Kawasaki	MX2 B		10	19:10.592	1 Lap	1:44.708	0
26	15	27	DIÓVERŐ Tamás	Motocross Racing Sportegyesület		MX2 B		10	19:33.771	1 Lap	1:53.460	0
27	16	118	MAGONY Noémi	Center Motorsport Club	Yamaha	MX2 B		10	19:36.294	1 Lap	1:50.034	0
28	12	780	TREUER Tamás	Namoto Team	Suzuki	MX1 B		10	20:15.460	1 Lap	1:49.818	0
29	17	174	JÁNOSI Attila	Köszárhegyi Motocross Club	KTM	MX2 B		10	20:29.929	1 Lap	1:55.137	0
30	13	73	SZABÓ László	MotorArt Sport és Művészeti Egyesült	Honda	MX1 B		9	17:26.945	2 Laps	1:48.949	0
31	14	110	KURUCZ Imre Adrián	Full-Gas Motorsport Egyesület	Suzuki	MX1 B		9	18:58.355	2 Laps	1:48.142	0
Not classified (75% = 8 Laps)												
		347	MEGYESI Lóránt	Cornus Sport Egyesület	KTM	MX2 B		7	15:20.567	4 Laps	1:49.629	0
		114	HAIÓS Gábor	Langer Motorsport Zomba		MX1 B		6	11:14.732	5 Laps	1:46.079	0

Margin of Victory	Avg. Speed	Best Lap Tm	Best Speed	Best Lap by
12.296	-	1:38.511	-	100 - MOÓR András

Orbits

Fülöp Ferenc Czuczi Győző Nagyné Czuczi Rita
Versenyig. Zsűri Elnök Időmérés Vez.

Printed: 2010.07.11. 14:56:44



Magyar Közt.MX Kupa, II.o Jun. OB és MH

Race 1 - 1. futam

Gyula 0,000 Km

MX1-MX2 B

2010.07.11. 14:50

Race (15:00 and 2 Laps) started at 14:26:36

Lap	Lap Tm	Diff	Time of Day
(100) MOÓR András			
1	1:38.592	+0.081	14:28:27.332
2	1:38.511		14:30:05.843
3	1:39.407	+0.896	14:31:45.250
4	1:40.377	+1.866	14:33:25.627
5	1:41.119	+2.608	14:35:06.746
6	1:45.041	+6.530	14:36:51.787
7	1:42.893	+4.382	14:38:34.680
8	1:44.070	+5.559	14:40:18.750
9	1:43.123	+4.612	14:42:01.873
10	1:44.895	+6.384	14:43:46.768
11	1:47.135	+8.624	14:45:33.903

Lap	Lap Tm	Diff	Time of Day
(741) ERŐS Roland			
1	1:46.702	+6.161	14:28:37.034
2	1:42.639	+2.098	14:30:19.673
3	1:40.541		14:32:00.214
4	1:42.622	+2.081	14:33:42.836
5	1:42.417	+1.876	14:35:25.253
6	1:42.779	+2.238	14:37:08.032
7	1:41.870	+1.329	14:38:49.902
8	1:44.204	+3.663	14:40:34.106
9	1:43.065	+2.524	14:42:17.171
10	1:44.443	+3.902	14:44:01.614
11	1:44.585	+4.044	14:45:46.199

Lap	Lap Tm	Diff	Time of Day
(723) PAPP Gergely			
1	1:42.094	+0.151	14:28:30.387
2	1:41.943		14:30:12.330
3	1:42.692	+0.749	14:31:55.022
4	1:43.726	+1.783	14:33:38.748
5	1:43.303	+1.360	14:35:22.051
6	1:45.006	+3.063	14:37:07.057
7	1:44.695	+2.752	14:38:51.752
8	1:45.110	+3.167	14:40:36.862
9	1:46.504	+4.561	14:42:23.366
10	1:49.039	+7.096	14:44:12.405
11	1:45.972	+4.029	14:45:58.377

Lap	Lap Tm	Diff	Time of Day
(16) PAPP Sándor			
1	1:48.595	+5.899	14:28:38.265
2	1:44.649	+1.953	14:30:22.914
3	1:43.959	+1.263	14:32:06.873
4	1:44.375	+1.679	14:33:51.248
5	1:44.047	+1.351	14:35:35.295
6	1:44.285	+1.589	14:37:19.580
7	1:42.696		14:39:02.276
8	1:44.637	+1.941	14:40:46.913
9	1:43.834	+1.138	14:42:30.747
10	1:44.282	+1.586	14:44:15.029
11	1:45.271	+2.575	14:46:00.300

Lap	Lap Tm	Diff	Time of Day
(139) KOVÁCS András			
1	1:42.094		14:28:29.908
2	1:43.628	+1.534	14:30:13.536
3	1:43.422	+1.328	14:31:56.958
4	1:43.579	+1.485	14:33:40.537
5	1:45.983	+3.889	14:35:26.520
6	1:44.285	+2.191	14:37:10.805
7	1:43.936	+1.842	14:38:54.741
8	1:45.286	+3.192	14:40:40.027
9	1:47.977	+5.883	14:42:28.004
10	1:45.757	+3.663	14:44:13.761
11	1:48.577	+6.483	14:46:02.338

Lap	Lap Tm	Diff	Time of Day
(83) HEGEDŰS Csaba			
1	1:46.534	+3.017	14:28:35.507
2	1:43.517		14:30:19.024
3	1:45.144	+1.627	14:32:04.168
4	1:44.421	+0.904	14:33:48.589
5	1:45.495	+1.978	14:35:34.084
6	1:46.221	+2.704	14:37:20.305
7	1:43.973	+0.456	14:39:04.278
8	1:44.906	+1.389	14:40:49.184
9	1:44.228	+0.711	14:42:33.412
10	1:44.757	+1.240	14:44:18.169
11	1:44.508	+0.991	14:46:02.677

Lap	Lap Tm	Diff	Time of Day
(74) GAZDAG Ákos			
1	1:59.077	+18.618	14:28:48.507
2	1:44.919	+4.460	14:30:33.426
3	1:45.363	+4.904	14:32:18.789
4	1:44.797	+4.338	14:34:03.586
5	1:41.281	+0.822	14:35:44.867
6	1:40.691	+0.232	14:37:25.558
7	1:40.459		14:39:06.017
8	1:44.125	+3.666	14:40:50.142
9	1:44.247	+3.788	14:42:34.389
10	1:44.141	+3.682	14:44:18.530
11	1:45.331	+4.872	14:46:03.861

Lap	Lap Tm	Diff	Time of Day
(15) MÓRICZ Gergely			
1	1:48.025	+4.245	14:28:38.980
2	1:45.435	+1.655	14:30:24.415
3	1:43.780		14:32:08.195
4	1:45.424	+1.644	14:33:53.619
5	1:44.470	+0.690	14:35:38.089
6	1:45.358	+1.578	14:37:23.447
7	1:46.624	+2.844	14:39:10.071
8	1:46.844	+3.064	14:40:56.915
9	1:44.800	+1.020	14:42:41.715
10	1:45.736	+1.956	14:44:27.451
11	1:46.682	+2.902	14:46:14.133

Lap	Lap Tm	Diff	Time of Day
(808) KATICS Viktor			
1	1:44.586	+3.713	14:28:34.834
2	1:40.873		14:30:15.707
3	1:42.316	+1.443	14:31:58.023
4	1:43.788	+2.915	14:33:41.811
5	1:45.142	+4.269	14:35:26.953
6	1:44.801	+3.928	14:37:11.754
7	1:44.076	+3.203	14:38:55.830
8	2:02.004	+21.131	14:40:57.834
9	1:47.408	+6.535	14:42:45.242
10	1:46.219	+5.346	14:44:31.461
11	1:44.676	+3.803	14:46:16.137

Lap	Lap Tm	Diff	Time of Day
(9) HIDAS László			
1	1:50.955	+6.673	14:28:40.828
2	1:46.383	+2.101	14:30:27.211
3	1:44.463	+0.181	14:32:11.674
4	1:44.282		14:33:55.956
5	1:45.188	+0.906	14:35:41.144
6	1:46.327	+2.045	14:37:27.471
7	1:46.692	+2.410	14:39:14.163
8	1:47.692	+3.410	14:41:01.855
9	1:46.642	+2.360	14:42:48.497
10	1:46.128	+1.846	14:44:34.625
11	1:45.511	+1.229	14:46:20.136

Lap	Lap Tm	Diff	Time of Day
(10) CSOMÓS Géza			

Lap	Lap Tm	Diff	Time of Day
1	2:01.458	+18.091	14:28:51.367
2	1:46.563	+3.196	14:30:37.930
3	1:43.367		14:32:21.297
4	1:45.313	+1.946	14:34:06.610
5	1:43.710	+0.343	14:35:50.320
6	1:44.237	+0.870	14:37:34.557
7	1:45.935	+2.568	14:39:20.492
8	1:46.331	+2.964	14:41:06.823
9	1:44.603	+1.236	14:42:51.426
10	1:44.747	+1.380	14:44:36.173
11	1:45.257	+1.890	14:46:21.430

Lap	Lap Tm	Diff	Time of Day
(72) CSÁNYI Attila			
1	1:47.659	+3.338	14:28:37.215
2	1:44.321		14:30:21.536
3	1:44.460	+0.139	14:32:05.996
4	1:44.540	+0.219	14:33:50.536
5	1:46.185	+1.864	14:35:36.721
6	1:48.191	+3.870	14:37:24.912
7	1:48.867	+4.546	14:39:13.779
8	1:48.986	+4.665	14:41:02.765
9	1:47.474	+3.153	14:42:50.239
10	1:45.261	+0.940	14:44:35.500
11	1:48.405	+4.084	14:46:23.905

Lap	Lap Tm	Diff	Time of Day
(770) SZŐLLŐSI László			
1	1:53.875	+10.906	14:28:45.529
2	1:45.977	+3.008	14:30:31.506
3	1:46.893	+3.924	14:32:18.399
4	1:44.535	+1.566	14:34:02.934
5	1:47.942	+4.973	14:35:50.876
6	1:44.801	+1.832	14:37:35.677
7	1:45.850	+2.881	14:39:21.527
8	1:45.749	+2.780	14:41:07.276
9	1:42.969		14:42:50.245
10	1:45.651	+2.682	14:44:35.896
11	1:48.415	+5.446	14:46:24.311

Lap	Lap Tm	Diff	Time of Day
(147) HÖLP Ákos			
1	1:50.982	+5.529	14:28:41.885
2	1:47.362	+1.909	14:30:29.247
3	1:46.434	+0.981	14:32:15.681
4	1:45.453		14:34:01.134
5	1:46.744	+1.291	14:35:47.878
6	1:46.242	+0.789	14:37:34.120
7	1:47.352	+1.899	14:39:21.472
8	1:46.299	+0.846	14:41:07.771
9	1:55.890	+10.437	14:43:03.661
10	1:47.630	+2.177	14:44:51.291
11	1:46.522	+1.069	14:46:37.813

Lap	Lap Tm	Diff	Time of Day
(90) LUGOSI Csaba			
1	1:52.181	+6.142	14:28:43.361
2	1:46.636	+0.597	14:30:29.997
3	1:47.513	+1.474	14:32:17.510
4	1:49.656	+3.617	14:34:07.166
5	1:50.710	+4.671	14:35:57.876
6	1:47.045	+1.006	14:37:44.921
7	1:47.216	+1.177	14:39:32.137
8	1:47.131	+1.092	14:41:19.268
9	1:46.571	+0.532	14:43:05.839
10	1:46.039		14:44:51.878
11	1:46.472	+0.433	14:46:38.350

Lap	Lap Tm	Diff	Time of Day
(98) VERBA Gábor			
1	1:43.006		14:28:31.440

Magyar Közt.MX Kupa, II.o Jun. OB és MH

Race 1 - 1. futam

Gyula 0,000 Km

MX1-MX2 B

2010.07.11. 14:50

Race (15:00 and 2 Laps) started at 14:26:36

Lap	Lap Tm	Diff	Time of Day
2	2:03.587	+20.581	14:30:35.027
3	1:45.711	+2.705	14:32:20.738
4	1:46.919	+3.913	14:34:07.657
5	1:46.363	+3.357	14:35:54.020
6	1:45.929	+2.923	14:37:39.949
7	1:47.601	+4.595	14:39:27.550
8	1:49.662	+6.656	14:41:17.212
9	1:51.160	+8.154	14:43:08.372
10	1:47.948	+4.942	14:44:56.320
11	1:49.927	+6.921	14:46:46.247

(75) SZILÁGYI Attila

1	1:51.816	+5.486	14:28:40.971
2	1:47.884	+1.554	14:30:28.855
3	1:46.330		14:32:15.185
4	1:46.826	+0.496	14:34:02.011
5	1:49.934	+3.604	14:35:51.945
6	1:49.213	+2.883	14:37:41.158
7	1:48.163	+1.833	14:39:29.321
8	1:50.871	+4.541	14:41:20.192
9	1:50.374	+4.044	14:43:10.566
10	1:48.621	+2.291	14:44:59.187
11	1:48.479	+2.149	14:46:47.666

(77) MÁNDI József

1	2:02.010	+16.375	14:28:53.982
2	1:53.302	+7.667	14:30:47.284
3	1:49.941	+4.306	14:32:37.225
4	1:49.455	+3.820	14:34:26.680
5	1:47.496	+1.861	14:36:14.176
6	1:46.083	+0.448	14:38:00.259
7	1:46.606	+0.971	14:39:46.865
8	1:45.635		14:41:32.500
9	1:46.338	+0.703	14:43:18.838
10	1:46.746	+1.111	14:45:05.584
11	1:47.447	+1.812	14:46:53.031

(32) TÖRÖK József

1	1:51.053	+5.696	14:28:42.725
2	1:49.955	+4.598	14:30:32.680
3	1:46.647	+1.290	14:32:19.327
4	1:45.357		14:34:04.684
5	1:47.547	+2.190	14:35:52.231
6	1:45.371	+0.014	14:37:37.602
7	1:46.833	+1.476	14:39:24.435
8	1:48.990	+3.633	14:41:13.425
9	2:02.906	+17.549	14:43:16.331
10	1:48.377	+3.020	14:45:04.708
11	1:50.276	+4.919	14:46:54.984

(154) CZITA Gábor

1	1:57.977	+11.540	14:28:49.223
2	1:50.157	+3.720	14:30:39.380
3	1:52.820	+6.383	14:32:32.200
4	1:48.170	+1.733	14:34:20.370
5	1:51.096	+4.659	14:36:11.466
6	1:46.731	+0.294	14:37:58.197
7	1:46.437		14:39:44.634
8	1:46.640	+0.203	14:41:31.274
9	1:47.074	+0.637	14:43:18.348
10	1:48.788	+2.351	14:45:07.136
11	1:48.030	+1.593	14:46:55.166

(44) ROTYIK Tamás

1	2:00.888	+14.538	14:28:53.225
2	1:54.529	+8.179	14:30:47.754

Lap	Lap Tm	Diff	Time of Day
3	1:50.262	+3.912	14:32:38.016
4	1:50.194	+3.844	14:34:28.210
5	1:50.631	+4.281	14:36:18.841
6	1:49.708	+3.358	14:38:08.549
7	1:49.447	+3.097	14:39:57.996
8	1:48.226	+1.876	14:41:46.222
9	1:46.350		14:43:32.572
10	1:50.521	+4.171	14:45:23.093
11	1:50.988	+4.638	14:47:14.081

(321) GASPARICS Donát

1	1:56.891	+8.134	14:28:48.135
2	1:49.414	+0.657	14:30:37.549
3	1:48.757		14:32:26.306
4	1:50.467	+1.710	14:34:16.773
5	1:51.455	+2.698	14:36:08.228
6	1:49.342	+0.585	14:37:57.700
7	1:53.406	+4.649	14:39:50.976
8	1:51.369	+2.612	14:41:42.345
9	1:54.812	+6.055	14:43:37.157
10	1:51.967	+3.210	14:45:29.124
11	1:50.496	+1.739	14:47:19.620

(8) MÁRKUS László

1	1:58.513	+9.107	14:28:49.586
2	1:52.415	+3.009	14:30:42.001
3	1:53.052	+3.646	14:32:35.053
4	1:51.238	+1.832	14:34:26.291
5	1:51.507	+2.101	14:36:17.798
6	1:52.245	+2.839	14:38:10.043
7	1:50.475	+1.069	14:40:00.518
8	1:49.434	+0.028	14:41:49.952
9	1:51.183	+1.777	14:43:41.135
10	1:49.998	+0.592	14:45:31.133
11	1:49.406		14:47:20.539

(52) ORODÁN Sándor

1	1:59.120	+7.930	14:28:49.415
2	1:54.486	+3.296	14:30:43.901
3	1:52.202	+1.012	14:32:36.103
4	1:53.183	+1.993	14:34:29.286
5	1:54.070	+2.880	14:36:23.356
6	1:52.135	+0.945	14:38:15.491
7	1:53.029	+1.839	14:40:08.520
8	1:52.494	+1.304	14:42:01.014
9	1:53.351	+2.161	14:43:54.365
10	1:51.190		14:45:45.555

(145) BABARCZY Balázs

1	2:20.400	+35.692	14:29:21.792
2	1:44.708		14:31:06.500
3	1:48.287	+3.579	14:32:54.787
4	1:50.573	+5.865	14:34:45.360
5	1:48.405	+3.697	14:36:33.765
6	1:52.611	+7.903	14:38:26.376
7	1:49.940	+5.232	14:40:16.316
8	1:51.367	+6.659	14:42:07.683
9	1:49.054	+4.346	14:43:56.737
10	1:50.042	+5.334	14:45:46.779

(27) DIÓVERŐ Tamás

1	2:02.329	+8.869	14:28:55.112
2	1:54.278	+0.818	14:30:49.390
3	1:54.221	+0.761	14:32:43.611
4	1:54.666	+1.206	14:34:38.277
5	1:54.115	+0.655	14:36:32.392

Lap	Lap Tm	Diff	Time of Day
6	1:53.460		14:38:25.852
7	1:54.676	+1.216	14:40:20.528
8	1:55.600	+2.140	14:42:16.128
9	1:56.086	+2.626	14:44:12.214
10	1:57.744	+4.284	14:46:09.958

(118) MAGONY Noémi

1	1:57.706	+7.672	14:28:50.691
2	1:52.487	+2.453	14:30:43.178
3	1:50.129	+0.095	14:32:33.307
4	1:50.034		14:34:23.341
5	1:53.783	+3.749	14:36:17.124
6	1:54.723	+4.689	14:38:11.847
7	1:57.506	+7.472	14:40:09.353
8	1:57.392	+7.358	14:42:06.745
9	1:59.223	+9.189	14:44:05.968
10	2:06.513	+16.479	14:46:12.481

(780) TREUER Tamás

1	2:04.304	+14.486	14:28:58.511
2	1:55.323	+5.505	14:30:53.834
3	1:55.343	+5.525	14:32:49.177
4	1:55.708	+5.890	14:34:44.885
5	1:56.356	+6.538	14:36:41.241
6	1:49.818		14:38:31.059
7	1:57.370	+7.552	14:40:28.429
8	1:56.598	+6.780	14:42:25.027
9	2:00.693	+10.875	14:44:25.720
10	2:25.927	+36.109	14:46:51.647

(174) JÁNOSI Attila

1	2:03.315	+8.178	14:28:57.302
2	1:55.137		14:30:52.439
3	1:55.734	+0.597	14:32:48.173
4	1:56.048	+0.911	14:34:44.221
5	1:57.055	+1.918	14:36:41.276
6	2:02.108	+6.971	14:38:43.384
7	2:12.580	+17.443	14:40:55.964
8	2:05.183	+10.046	14:43:01.147
9	2:03.946	+8.809	14:45:05.093
10	2:01.023	+5.886	14:47:06.116

(73) SZABÓ László

1	1:57.241	+8.292	14:28:47.990
2	1:48.949		14:30:36.939
3	1:50.740	+1.791	14:32:27.679
4	1:51.528	+2.579	14:34:19.207
5	1:52.773	+3.824	14:36:11.980
6	1:55.598	+6.649	14:38:07.578
7	1:57.202	+8.253	14:40:04.780
8	1:55.481	+6.532	14:42:00.261
9	2:02.871	+13.922	14:44:03.132

(110) KURUCZ Imre Adrián

1	2:23.049	+34.907	14:29:11.983
2	2:21.435	+33.293	14:31:33.418
3	1:48.142		14:33:21.560
4	1:53.578	+5.436	14:35:15.138
5	1:51.027	+2.885	14:37:06.165
6	2:09.975	+21.833	14:39:16.140
7	2:01.251	+13.109	14:41:17.391
8	2:25.268	+37.126	14:43:42.659
9	1:51.883	+3.741	14:45:34.542

(347) MEGYESI Lóránt

1	2:00.450	+10.821	14:28:52.595
---	----------	---------	--------------



Motocross Magyar Köztársasági Kupa Magyar Köztársaság MX Junior Bajnokság

Magyar Közt.MX Kupa, II.o Jun. OB és MH

Race 1 - 1. futam

Gyula 0,000 Km

MX1-MX2 B

2010.07.11. 14:50

Race (15:00 and 2 Laps) started at 14:26:36

Lap	Lap Tm	Diff	Time of Day
2	1:53.834	+4.205	14:30:46.429
3	1:53.560	+3.931	14:32:39.989
4	1:50.506	+0.877	14:34:30.495
5	1:49.629		14:36:20.124
6	1:52.000	+2.371	14:38:12.124
7	3:44.630	+1:55.001	14:41:56.754

(114) HAJÓS Gábor

Lap	Lap Tm	Diff	Time of Day
1	1:58.824	+12.745	14:28:51.485
2	1:52.715	+6.636	14:30:44.200
3	1:46.430	+0.351	14:32:30.630
4	1:46.079		14:34:16.709
5	1:46.354	+0.275	14:36:03.063
6	1:47.856	+1.777	14:37:50.919

Lap Lap Tm Diff Time of Day

Lap Lap Tm Diff Time of Day

Magyar Közt.MX Kupa, II.o Jun. OB és MH

Lapchart

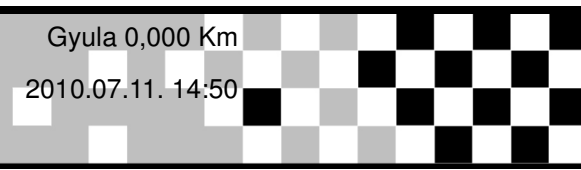
Race 1 - 1. futam

Gyula 0,000 Km

MX1-MX2 B

2010.07.11. 14:50

Race (15:00 and 2 Laps) started at 14:26:36



Competitors	Laps												
		0	1	2	3	4	5	6	7	8	9	10	11
KOVÁCS András (139)	1	139	100	100	100	100	100	100	100	100	100	100	100
PAPP Gergely (723)	2	723	139	723	723	723	723	723	741	741	741	741	741
VERBA Gábor (98)	3	98	723	139	139	139	741	741	723	723	723	723	723
MOÓR András (100)	4	100	98	808	808	808	139	139	139	139	139	139	16
KURUCZ Imre Adrián (110)	5	110	808	83	741	741	808	808	808	16	16	16	139
HEGEDŰS Csaba (83)	6	83	83	741	83	83	83	16	16	83	83	83	83
SZILÁGYI Attila (75)	7	75	741	72	72	72	16	83	83	74	74	74	74
GAZDAG Ákos (74)	8	74	72	16	16	16	72	15	74	15	15	15	15
CSÁNYI Attila (72)	9	72	16	15	15	15	15	72	15	808	808	808	808
PAPP Sándor (16)	10	16	15	9	9	9	9	74	72	9	9	9	9
HIDAS László (9)	11	9	9	75	75	147	74	9	9	72	72	72	10
CSOMÓS Géza (10)	12	10	75	147	147	75	147	147	10	10	770	770	72
KATICS Viktor (808)	13	808	147	90	90	770	10	10	147	770	10	10	770
ORODÁN Sándor (52)	14	52	32	770	770	74	770	770	770	147	147	147	147
ERŐS Roland (741)	15	741	90	32	74	32	75	32	32	32	90	90	90
SZABÓ László (73)	16	73	770	74	32	10	32	98	98	98	98	98	98
HOLP Ákos (147)	17	147	73	98	98	90	98	75	75	90	75	75	75
MÓRICZ Gergely (15)	18	15	321	73	10	98	90	90	90	75	32	32	77
MÁRKUS László (8)	19	8	74	321	321	114	114	114	154	154	154	77	32
LUGOSI Csaba (90)	20	90	154	10	73	321	321	321	77	77	77	154	154
GASPARICS Donát (321)	21	321	52	154	114	73	154	154	321	321	44	44	44
CZITA Gábor (154)	22	154	8	8	154	154	73	77	44	44	321	321	321
SZÖLLŐSI László (770)	23	770	118	118	118	118	77	73	8	8	8	8	8
TÖRÖK József (32)	24	32	10	52	8	8	118	44	73	73	52	52	52
MÁNDI József (77)	25	77	114	114	52	77	8	8	52	52	145	145	145
MEGYESI Lóránt (347)	26	347	347	347	77	44	44	118	118	118	73	27	27
ROTYIK Tamás (44)	27	44	44	77	44	52	347	347	145	145	118	118	118
HAJÓS Gábor (114)	28	114	77	44	347	347	52	52	27	27	27	780	780
DÍÓVERŐ Tamás (27)	29	27	27	27	27	27	27	27	780	780	780	174	174
MAGONY Noémi (118)	30	118	174	174	174	174	145	145	174	174	174	174	174
JÁNOSI Attila (174)	31	174	780	780	780	780	780	780	110	110	110	110	110
TREUER Tamás (780)	32	780	110	145	145	145	174	174	347				
BABARCZY Balázs (145)	33	145	145	110	110	110	110	110					



Motocross Magyar Köztársasági Kupa Magyar Köztársaság MX Junior Bajnokság

Magyar Közt.MX Kupa, II.o Jun. OB és MH

Sorted on Laps

Race 2 - 2. futam

Gyula 0,000 Km

MX1-MX2 B

2010.07.11. 16:40

Race (15:00 and 2 Laps) started at 16:39:57

Pos	PIC	No.	Name	Club	Make	Class	AA	Laps	Total Tm	Diff	Best Tm	Points
1	1	741	ERŐS Roland	Nyári Pál Moto Cross Sportegyesület	Yamaha	MX1 B		11	19:16.371		1:40.530	25
2	1	74	GAZDAG Ákos	Fair-Play Motocross SE	Kawasaki	MX2 B		11	19:20.715	4.344	1:42.091	25
3	2	100	MOÓR András	Kanizsa Motocross Sportegyesület	Suzuki	MX2 B		11	19:23.951	7.580	1:38.904	22
4	3	808	KATICS Viktor	Center Motorsport Club	KTM	MX2 B		11	19:25.897	9.526	1:43.165	20
5	2	10	CSOMÓS Géza	Gyulai Motoros Racing Team	KTM	MX1 B		11	19:40.912	24.541	1:42.194	22
6	3	83	HEGEDŰS Csaba	Center Motorsport Club	Honda	MX1 B		11	19:47.207	30.836	1:45.819	20
7	4	16	PAPP Sándor	Center Motorsport Club	Honda	MX2 B		11	19:51.488	35.117	1:45.580	18
8	4	770	SZÖLLŐSI László	Namoto Team	Yamaha	MX1 B		11	19:52.170	35.799	1:44.131	18
9	5	110	KURUCZ Imre Adrián	Full-Gas Motorsport Egyesület	Suzuki	MX1 B		11	19:55.988	39.617	1:43.796	16
10	5	723	PAPP Gergely	Kanizsa Motocross Sportegyesület	KTM	MX2 B		11	19:57.394	41.023	1:44.169	16
11	6	9	HIDAS László	MotorArt Sport és Művészeti Egyesület	Honda	MX1 B		11	20:02.274	45.903	1:45.553	15
12	7	32	TÖRÖK József	Kiskunmajsai Sportegyesület	KTM	MX1 B		11	20:22.857	1:06.486	1:46.391	14
13	6	347	MEGYESI Lóránt	Cornus Sport Egyesület	KTM	MX2 B		11	20:25.230	1:08.859	1:48.152	15
14	7	145	BÁBARCZY Balázs	Center Motorsport Club	Kawasaki	MX2 B		11	20:26.339	1:09.968	1:48.495	14
15	8	77	MÁNDI József	Április 4. MK	Honda	MX1 B		11	20:28.660	1:12.289	1:48.109	13
16	8	98	VERBA Gábor	Kelet Motocross Sportegyesület	Honda	MX2 B		11	20:29.616	1:13.245	1:45.928	13
17	9	154	CZITA Gábor	Bugyi Sport Egyesület	Suzuki	MX1 B		11	20:30.681	1:14.310	1:46.505	12
18	9	72	CSÁNYI Attila	MotorArt Sport és Művészeti Egyesület	Yamaha	MX2 B		11	20:43.782	1:27.411	1:48.311	12
19	10	90	LUGOSI Csaba	Center Motorsport Club	Kawasaki	MX1 B		11	20:51.843	1:35.472	1:49.784	11
20	10	321	GASPARICS Donát	Kiskunmajsa	Yamaha	MX2 B		11	20:57.065	1:40.694	1:49.304	11
21	11	8	MÁRKUS László	Paksi Autó és Motorsport Egyesület	Kawasaki	MX2 B		11	20:58.772	1:42.401	1:49.837	10
22	11	147	HOLP Ákos	Cornus Sport Egyesület	Suzuki	MX1 B		10	18:05.917	1 Lap	1:45.091	10
23	12	27	DIÓVERŐ Tamás	Motocross Racing Sportegyesület		MX2 B		10	19:20.096	1 Lap	1:52.298	9
24	13	52	ORODÁN Sándor	Gyulai Motoros Racing Team	Gas-Gas	MX2 B		10	19:23.840	1 Lap	1:52.965	8
25	14	118	MAGONY Noémi	Center Motorsport Club	Yamaha	MX2 B		10	19:45.112	1 Lap	1:52.596	7
26	12	780	TREUER Tamás	Namoto Team	Suzuki	MX1 B		10	19:59.244	1 Lap	1:53.329	9
27	15	174	JÁNOSI Attila	Kőszárhegyi Motocross Club	KTM	MX2 B		10	20:34.159	1 Lap	1:56.126	6
28	16	44	ROTYIK Tamás	Energy Moto Team SE	KTM	MX2 B		9	20:58.674	2 Laps	1:50.495	5
29	17	15	MÓRICZ Gergely	Center Motorsport Klub	Kawasaki	MX2 B		8	15:33.729	3 Laps	1:48.010	4
Not classified (75% = 8 Laps)												
		139	KOVÁCS András	Energy Moto Team	Yamaha	MX2 B		5	21:18.701	6 Laps	1:45.587	0
		75	SZILÁGYI Attila	Gyulai Motoros Racing Team	Honda	MX1 B						0
		73	SZABÓ László	MotorArt Sport és Művészeti Egyesület	Honda	MX1 B						0
		114	HAJÓS Gábor	Langer Motorsport Zomba		MX1 B						0

Margin of Victory	Avg. Speed	Best Lap Tm	Best Speed	Best Lap by
4.344	-	1:38.904	-	100 - MOÓR András

Orbits

Fülöp Ferenc

Czuczai Győző

Nagyné Czuczai Rita

Versenyig.

Zsűri Elnök

Időmérés Vez.

Printed: 2010.07.11. 17:02:35



Magyar Közt.MX Kupa, II.o Jun. OB és MH

Race 2 - 2. futam

Gyula 0,000 Km

MX1-MX2 B

2010.07.11. 16:40

Race (15:00 and 2 Laps) started at 16:39:57

Lap	Lap Tm	Diff	Time of Day
(741) ERŐS Roland			
1	1:45.603	+5.073	16:41:56.593
2	1:42.295	+1.765	16:43:38.888
3	1:42.700	+2.170	16:45:21.588
4	1:40.530		16:47:02.118
5	1:41.428	+0.898	16:48:43.546
6	1:43.964	+3.434	16:50:27.510
7	1:43.775	+3.245	16:52:11.285
8	1:44.212	+3.682	16:53:55.497
9	1:45.039	+4.509	16:55:40.536
10	1:45.333	+4.803	16:57:25.869
11	1:47.508	+6.978	16:59:13.377

(74) GAZDAG Ákos			
1	1:47.013	+4.922	16:41:57.501
2	1:43.891	+1.800	16:43:41.392
3	1:43.799	+1.708	16:45:25.191
4	1:42.091		16:47:07.282
5	1:42.984	+0.893	16:48:50.266
6	1:43.918	+1.827	16:50:34.184
7	1:42.303	+0.212	16:52:16.487
8	1:44.701	+2.610	16:54:01.188
9	1:44.597	+2.506	16:55:45.785
10	1:43.462	+1.371	16:57:29.247
11	1:48.474	+6.383	16:59:17.721

(100) MOÓR András			
1	1:41.841	+2.937	16:41:50.883
2	2:19.934	+41.030	16:44:10.817
3	1:41.873	+2.969	16:45:52.690
4	1:40.404	+1.500	16:47:33.094
5	1:43.226	+4.322	16:49:16.320
6	1:39.976	+1.072	16:50:56.296
7	1:42.154	+3.250	16:52:38.450
8	1:40.940	+2.036	16:54:19.390
9	1:40.772	+1.868	16:56:00.162
10	1:41.891	+2.987	16:57:42.053
11	1:38.904		16:59:20.957

(808) KATICS Viktor			
1	1:45.292	+2.127	16:41:53.687
2	1:44.292	+1.127	16:43:37.979
3	1:43.165		16:45:21.144
4	1:44.608	+1.443	16:47:05.752
5	1:44.127	+0.962	16:48:49.879
6	1:46.214	+3.049	16:50:36.093
7	1:47.748	+4.583	16:52:23.841
8	1:44.724	+1.559	16:54:08.565
9	1:45.256	+2.091	16:55:53.821
10	1:44.316	+1.151	16:57:38.137
11	1:44.766	+1.601	16:59:22.903

(10) CSOMÓS Géza			
1	1:42.194		16:41:50.846
2	1:43.292	+1.098	16:43:34.138
3	1:43.860	+1.666	16:45:17.998
4	1:43.342	+1.148	16:47:01.340
5	1:45.701	+3.507	16:48:47.041
6	1:48.376	+6.182	16:50:35.417
7	1:47.464	+5.270	16:52:22.881
8	1:47.921	+5.727	16:54:10.802
9	1:48.399	+6.205	16:55:59.201
10	1:48.187	+5.993	16:57:47.388
11	1:50.530	+8.336	16:59:37.918

Lap	Lap Tm	Diff	Time of Day
(83) HEGEDŰS Csaba			
1	1:46.293	+0.474	16:41:56.181
2	1:45.819		16:43:42.000
3	1:46.018	+0.199	16:45:28.018
4	1:46.315	+0.496	16:47:14.333
5	1:46.420	+0.601	16:49:00.753
6	1:46.677	+0.858	16:50:47.430
7	1:46.551	+0.732	16:52:33.981
8	1:48.878	+3.059	16:54:22.859
9	1:47.643	+1.824	16:56:10.502
10	1:46.355	+0.536	16:57:56.857
11	1:47.356	+1.537	16:59:44.213

(16) PAPP Sándor			
1	1:48.418	+2.838	16:41:58.383
2	1:45.580		16:43:43.963
3	1:45.719	+0.139	16:45:29.682
4	1:46.313	+0.733	16:47:15.995
5	1:48.071	+2.491	16:49:04.066
6	1:47.639	+2.059	16:50:51.705
7	1:47.473	+1.893	16:52:39.178
8	1:47.100	+1.520	16:54:26.278
9	1:46.330	+0.750	16:56:12.608
10	1:47.519	+1.939	16:58:00.127
11	1:48.367	+2.787	16:59:48.494

(770) SZÖLLŐSI László			
1	1:57.666	+13.535	16:42:09.764
2	1:49.997	+5.866	16:43:59.761
3	1:45.260	+1.129	16:45:45.021
4	1:46.812	+2.681	16:47:31.833
5	1:46.002	+1.871	16:49:17.835
6	1:45.782	+1.651	16:51:03.617
7	1:44.147	+0.016	16:52:47.764
8	1:44.131		16:54:31.895
9	1:46.708	+2.577	16:56:18.603
10	1:44.622	+0.491	16:58:03.225
11	1:45.951	+1.820	16:59:49.176

(110) KURUCZ Imre Adrián			
1	1:43.796		16:41:52.855
2	1:44.277	+0.481	16:43:37.132
3	1:47.119	+3.323	16:45:24.251
4	1:49.951	+6.155	16:47:14.202
5	1:48.316	+4.520	16:49:02.518
6	1:47.443	+3.647	16:50:49.961
7	1:48.152	+4.356	16:52:38.113
8	1:47.560	+3.764	16:54:25.673
9	1:51.036	+7.240	16:56:16.709
10	1:49.588	+5.792	16:58:06.297
11	1:46.697	+2.901	16:59:52.994

(723) PAPP Gergely			
1	1:50.545	+6.376	16:42:07.224
2	1:46.572	+2.403	16:43:53.796
3	1:45.576	+1.407	16:45:39.372
4	1:44.169		16:47:23.541
5	1:46.256	+2.087	16:49:09.797
6	1:47.133	+2.964	16:50:56.930
7	1:46.956	+2.787	16:52:43.886
8	1:47.223	+3.054	16:54:31.109
9	1:46.892	+2.723	16:56:18.001
10	1:48.991	+4.822	16:58:06.992
11	1:47.408	+3.239	16:59:54.400

(9) HIDAS László			
-------------------------	--	--	--

Lap	Lap Tm	Diff	Time of Day
1	1:45.600	+0.047	16:41:55.047
2	1:45.553		16:43:40.600
3	1:46.640	+1.087	16:45:27.240
4	1:47.899	+2.346	16:47:15.139
5	1:48.473	+2.920	16:49:03.612
6	1:47.068	+1.515	16:50:50.680
7	1:51.058	+5.505	16:52:41.738
8	1:48.238	+2.685	16:54:29.976
9	1:47.418	+1.865	16:56:17.394
10	1:50.103	+4.550	16:58:07.497
11	1:51.783	+6.230	16:59:59.280

(32) TÖRÖK József			
1	1:54.548	+8.157	16:42:05.459
2	1:49.163	+2.772	16:43:54.622
3	1:48.481	+2.090	16:45:43.103
4	1:46.889	+0.498	16:47:29.992
5	1:46.391		16:49:16.383
6	1:49.249	+2.858	16:51:05.632
7	1:49.766	+3.375	16:52:55.398
8	1:49.793	+3.402	16:54:45.191
9	1:52.203	+5.812	16:56:37.394
10	1:51.046	+4.655	16:58:28.440
11	1:51.423	+5.032	17:00:19.863

(347) MEGYESI Lóránt			
1	1:51.445	+3.293	16:42:01.657
2	1:48.152		16:43:49.809
3	1:48.728	+0.576	16:45:38.537
4	1:52.390	+4.238	16:47:30.927
5	1:50.471	+2.319	16:49:21.398
6	1:51.196	+3.044	16:51:12.594
7	1:49.055	+0.903	16:53:01.649
8	1:50.437	+2.285	16:54:52.086
9	1:51.477	+3.325	16:56:43.563
10	1:49.025	+0.873	16:58:32.588
11	1:49.648	+1.496	17:00:22.236

(145) BABARCY Balázs			
1	1:53.424	+4.929	16:42:05.552
2	1:50.676	+2.181	16:43:56.228
3	1:48.495		16:45:44.723
4	1:49.832	+1.337	16:47:34.555
5	1:50.069	+1.574	16:49:24.624
6	1:49.832	+1.337	16:51:14.456
7	1:50.234	+1.739	16:53:04.690
8	1:50.312	+1.817	16:54:55.002
9	1:49.277	+0.782	16:56:44.279
10	1:49.397	+0.902	16:58:33.676
11	1:49.669	+1.174	17:00:23.345

(77) MÁNDI József			
1	1:54.266	+6.157	16:42:04.310
2	1:48.730	+0.621	16:43:53.040
3	1:49.447	+1.338	16:45:42.487
4	1:50.363	+2.254	16:47:32.850
5	1:51.127	+3.018	16:49:23.977
6	1:50.982	+2.873	16:51:14.959
7	1:53.207	+5.098	16:53:08.166
8	1:48.109		16:54:56.275
9	1:48.654	+0.545	16:56:44.929
10	1:49.443	+1.334	16:58:34.372
11	1:51.294	+3.185	17:00:25.666

(98) VERBA Gábor			
1	1:53.460	+7.532	16:42:06.186



Motocross Magyar Köztársasági Kupa Magyar Köztársaság MX Junior Bajnokság

Magyar Közt.MX Kupa, II.o Jun. OB és MH

Race 2 - 2. futam

Gyula 0,000 Km

MX1-MX2 B

2010.07.11. 16:40

Race (15:00 and 2 Laps) started at 16:39:57

Lap	Lap Tm	Diff	Time of Day
2	2:04.012	+18.084	16:44:10.198
3	1:49.282	+3.354	16:45:59.480
4	1:47.214	+1.286	16:47:46.694
5	1:49.020	+3.092	16:49:35.714
6	1:49.096	+3.168	16:51:24.810
7	1:47.616	+1.688	16:53:12.426
8	1:48.590	+2.662	16:55:01.016
9	1:49.025	+3.097	16:56:50.041
10	1:45.928		16:58:35.969
11	1:50.653	+4.725	17:00:26.622

(154) CZITA Gábor

1	1:58.191	+11.686	16:42:08.683
2	1:50.568	+4.063	16:43:59.251
3	1:49.232	+2.727	16:45:48.483
4	1:50.166	+3.661	16:47:38.649
5	1:50.343	+3.838	16:49:28.992
6	1:52.358	+5.853	16:51:21.350
7	1:50.082	+3.577	16:53:11.432
8	1:48.913	+2.408	16:55:00.345
9	1:48.943	+2.438	16:56:49.288
10	1:46.505		16:58:35.793
11	1:51.894	+5.389	17:00:27.687

(72) CSÁNYI Attila

1	1:50.273	+1.962	16:42:02.011
2	1:48.492	+0.181	16:43:50.503
3	1:48.311		16:45:38.814
4	1:52.681	+4.370	16:47:31.495
5	1:55.083	+6.772	16:49:26.578
6	1:53.756	+5.445	16:51:20.334
7	1:50.054	+1.743	16:53:10.388
8	1:49.359	+1.048	16:54:59.747
9	1:49.295	+0.984	16:56:49.042
10	1:54.783	+6.472	16:58:43.825
11	1:56.963	+8.652	17:00:40.788

(90) LUGOSI Csaba

1	1:57.780	+7.996	16:42:09.129
2	1:51.181	+1.397	16:44:00.310
3	1:51.725	+1.941	16:45:52.035
4	1:50.077	+0.293	16:47:42.112
5	1:51.980	+2.196	16:49:34.092
6	1:49.784		16:51:23.876
7	1:50.532	+0.748	16:53:14.408
8	1:51.157	+1.373	16:55:05.565
9	1:51.780	+1.996	16:56:57.345
10	1:53.350	+3.566	16:58:50.695
11	1:58.154	+8.370	17:00:48.849

(321) GASPARICS Donát

1	1:56.055	+6.751	16:42:08.332
2	1:54.538	+5.234	16:44:02.870
3	1:53.575	+4.271	16:45:56.445
4	1:55.413	+6.109	16:47:51.858
5	1:53.866	+4.562	16:49:45.724
6	1:51.482	+2.178	16:51:37.206
7	1:51.722	+2.418	16:53:28.928
8	1:52.788	+3.484	16:55:21.716
9	1:51.460	+2.156	16:57:13.176
10	1:51.591	+2.287	16:59:04.767
11	1:49.304		17:00:54.071

(8) MÁRKUS László

1	2:01.283	+11.446	16:42:14.185
2	1:54.526	+4.689	16:44:08.711

Lap	Lap Tm	Diff	Time of Day
3	1:53.306	+3.469	16:46:02.017
4	1:52.675	+2.838	16:47:54.692
5	1:54.301	+4.464	16:49:48.993
6	1:53.316	+3.479	16:51:42.309
7	1:51.770	+1.933	16:53:34.079
8	1:51.175	+1.338	16:55:25.254
9	1:50.196	+0.359	16:57:15.450
10	1:49.837		16:59:05.287
11	1:50.491	+0.654	17:00:55.778

(147) HÖLP Ákos

1	1:49.410	+4.319	16:42:00.095
2	1:46.720	+1.629	16:43:46.815
3	1:45.091		16:45:31.906
4	1:46.349	+1.258	16:47:18.255
5	1:47.542	+2.451	16:49:05.797
6	1:46.241	+1.150	16:50:52.038
7	1:48.165	+3.074	16:52:40.203
8	1:46.525	+1.434	16:54:26.728
9	1:46.485	+1.394	16:56:13.213
10	1:49.710	+4.619	16:58:02.923

(27) DIÓVÉRO Tamás

1	2:03.311	+11.013	16:42:15.185
2	1:55.554	+3.256	16:44:10.739
3	1:53.066	+0.768	16:46:03.805
4	1:53.168	+0.870	16:47:56.973
5	1:53.196	+0.898	16:49:50.169
6	1:53.648	+1.350	16:51:43.817
7	1:53.857	+1.559	16:53:37.674
8	1:53.258	+0.960	16:55:30.932
9	1:53.872	+1.574	16:57:24.804
10	1:52.298		16:59:17.102

(52) ORODÁN Sándor

1	2:01.254	+8.289	16:42:12.713
2	1:53.463	+0.498	16:44:06.176
3	1:54.547	+1.582	16:46:00.723
4	1:52.965		16:47:53.688
5	1:54.283	+1.318	16:49:47.971
6	1:53.812	+0.847	16:51:41.783
7	1:54.171	+1.206	16:53:35.954
8	1:55.852	+2.887	16:55:31.806
9	1:53.698	+0.733	16:57:25.504
10	1:55.342	+2.377	16:59:20.846

(118) MAGONY Noémi

1	1:58.344	+5.748	16:42:10.686
2	1:53.138	+0.542	16:44:03.824
3	1:52.596		16:45:56.420
4	1:53.579	+0.983	16:47:49.999
5	1:56.827	+4.231	16:49:46.826
6	1:53.978	+1.382	16:51:40.804
7	1:58.444	+5.848	16:53:39.248
8	2:00.917	+8.321	16:55:40.165
9	2:01.581	+8.985	16:57:41.746
10	2:00.372	+7.776	16:59:42.118

(780) TREUER Tamás

1	2:01.244	+7.915	16:42:16.567
2	1:57.304	+3.975	16:44:13.871
3	1:53.329		16:46:07.200
4	1:55.125	+1.796	16:48:02.325
5	1:54.744	+1.415	16:49:57.069
6	1:55.803	+2.474	16:51:52.872
7	1:56.851	+3.522	16:53:49.723

Lap	Lap Tm	Diff	Time of Day
8	1:58.799	+5.470	16:55:48.522
9	2:03.051	+9.722	16:57:51.573
10	2:04.677	+11.348	16:59:56.250

(174) JÁNOSI Attila

1	2:03.315	+7.189	16:42:17.746
2	1:57.959	+1.833	16:44:15.705
3	1:56.126		16:46:11.831
4	1:56.715	+0.589	16:48:08.546
5	1:58.748	+2.622	16:50:07.294
6	1:59.854	+3.728	16:52:07.148
7	2:09.615	+13.489	16:54:16.763
8	2:03.491	+7.365	16:56:20.254
9	2:03.649	+7.523	16:58:23.903
10	2:07.262	+11.136	17:00:31.165

(44) ROTYIK Tamás

1	2:00.584	+10.089	16:42:13.459
2	1:53.191	+2.696	16:44:06.650
3	1:50.495		16:45:57.145
4	2:40.354	+49.859	16:48:37.499
5	2:02.594	+12.099	16:50:40.093
6	2:06.579	+16.084	16:52:46.672
7	3:05.104	+1:14.609	16:55:51.776
8	2:27.794	+37.299	16:58:19.570
9	2:36.110	+45.615	17:00:55.680

(15) MÓRICZ Gergely

1	1:55.810	+7.800	16:42:11.645
2	1:49.819	+1.809	16:44:01.464
3	1:48.010		16:45:49.474
4	1:50.163	+2.153	16:47:39.637
5	1:54.259	+6.249	16:49:33.896
6	1:59.560	+11.550	16:51:33.456
7	2:00.889	+12.879	16:53:34.345
8	1:56.390	+8.380	16:55:30.735

(139) KOVÁCS András

1	1:49.581	+3.994	16:41:59.270
2	1:46.170	+0.583	16:43:45.440
3	1:45.587		16:45:31.027
4	1:46.493	+0.906	16:47:17.520
5	13:58.187	+12:12.600	17:01:15.707

Orbits

Fülöp Ferenc

Czuczi Győző

Nagyné Czuczi Rita

Versenyig.

Zsúri Elnök

Időmérés Vez.

Printed: 2010.07.11. 17:04:15





Motocross Magyar Köztársasági Kupa Magyar Köztársaság MX Junior Bajnokság

Magyar Közt.MX Kupa, II.o Jun. OB és MH

Lapchart

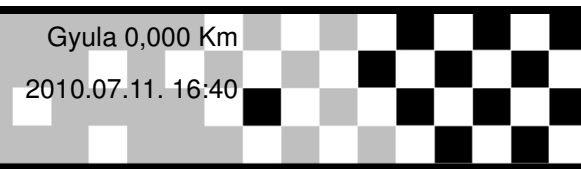
Race 2 - 2. futam

Gyula 0,000 Km

MX1-MX2 B

2010.07.11. 16:40

Race (15:00 and 2 Laps) started at 16:39:57



Competitors	Laps												
	0	1	2	3	4	5	6	7	8	9	10	11	
KATICS Viktor (808)	1	808	10	10	10	10	741	741	741	741	741	741	741
CSOMÓS Géza (10)	2	10	100	110	808	741	10	74	74	74	74	74	74
MOÓR András (100)	3	100	110	808	741	808	808	10	10	808	808	808	100
KURUCZ Imre Adrián (110)	4	110	808	741	110	74	74	808	808	10	10	100	808
HIDAS László (9)	5	9	9	9	74	110	83	83	83	100	100	10	10
KOVÁCS András (139)	6	139	83	74	9	83	110	110	110	83	83	83	83
HEGEDŰS Csaba (83)	7	83	741	83	83	9	9	9	100	110	16	16	16
PAPP Sándor (16)	8	16	74	16	16	16	16	16	16	16	147	147	770
MÁNDI József (77)	9	77	16	139	139	139	147	147	147	147	110	770	110
MEGYESI Lóránt (347)	10	347	139	147	147	147	723	100	9	9	9	110	723
GAZDAG Ákos (74)	11	74	147	347	347	723	100	723	723	723	723	723	9
CZITA Gábor (154)	12	154	347	72	72	32	32	770	770	770	770	9	32
HOLP Ákos (147)	13	147	72	77	723	347	770	32	32	32	32	32	347
TÖRÖK József (32)	14	32	77	723	77	72	347	347	347	347	347	347	145
ERŐS Roland (741)	15	741	32	32	32	770	77	145	145	145	145	145	77
LUGOSI Csaba (90)	16	90	145	145	145	77	145	77	77	77	77	77	98
ORODÁN Sándor (52)	17	52	98	154	770	100	72	72	72	72	72	154	154
CSÁNYI Attila (72)	18	72	723	770	154	145	154	154	154	154	154	98	72
DIÓVERŐ Tamás (27)	19	27	321	90	15	154	15	90	98	98	98	72	90
SZÖLLŐSI László (770)	20	770	154	15	90	15	90	98	90	90	90	90	321
BABARCZY Balázs (145)	21	145	90	321	100	90	98	15	321	321	321	321	8
GASPARICS Donát (321)	22	321	770	118	118	98	321	321	8	8	8	8	8
MAGONY Noémi (118)	23	118	118	52	321	118	118	118	15	15	27	27	27
VERBA Gábor (98)	24	98	15	44	44	321	52	52	52	27	52	52	52
ROTYIK Tamás (44)	25	44	52	8	98	52	8	8	27	52	118	118	118
MÁRKUS László (8)	26	8	44	98	52	8	27	27	118	118	780	780	780
JÁNOSI Attila (174)	27	174	8	27	8	27	780	780	780	780	174	174	174
TREUER Tamás (780)	28	780	27	100	27	780	174	174	174	174	44	44	44
MÓRICZ Gergely (15)	29	15	780	780	780	174	44	44	44	44	44	44	44
PAPP Gergely (723)	30	723	174	174	174	44	139						
-	31												
-	32												
-	33												

Orbits

Fülöp Ferenc

Czuczi Győző

Nagyné Czuczi Rita

Versenyig.

Zsűri Elnök

Időmérés Vez.

Printed: 2010.07.11. 17:04:41





Motocross Magyar Köztársasági Kupa

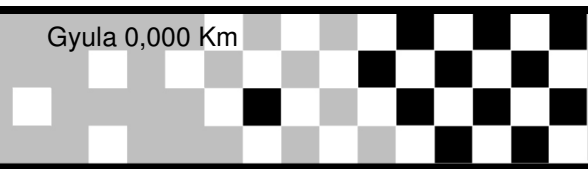
Magyar Köztársaság MX Junior Bajnokság

Magyar Közt.MX Kupa, II.o Jun. OB és MH

Total - Végeredmény

Gyula 0,000 Km

MX1-MX2 B



Pos	No.	Name	Club	AA	Make	Class	R1.	R2.	otal points
MX1 B									
1	741	ERŐS Roland	Nyári Pál Moto Cross Sportegyesület		Yamaha	MX1 B	25	25	50
2	83	HEGEDŰS Csaba	Center Motorsport Club		Honda	MX1 B	22	20	42
3	10	CSOMÓ S Géza	Gyulai Motoros Racing Team		KTM	MX1 B	18	22	40
4	9	HIDAS László	MotorArt Sport és Művészeti Egyesület		Honda	MX1 B	20	15	35
5	770	SZÖLLŐSI László	Namoto Team		Yamaha	MX1 B	16	18	34
6	32	TÖRÖK József	Kiskunmajsai Sportegyesület		KTM	MX1 B	11	14	25
7	77	MÁNDI József	Április 4. MK		Honda	MX1 B	12	13	25
8	90	LUGOSI Csaba	Center Motorsport Club		Kawasaki	MX1 B	14	11	25
9	147	HOLP Ákos	Cornus Sport Egyesület		Suzuki	MX1 B	15	10	25
10	110	KURUCZ Imre Adrián	Full-Gas Motorsport Egyesület		Suzuki	MX1 B	7	16	23
11	154	CZITA Gábor	Bugyi Sport Egyesület		Suzuki	MX1 B	10	12	22
12	780	TREUER Tamás	Namoto Team		Suzuki	MX1 B	9	9	18
13	75	SZILÁGYI Attila	Gyulai Motoros Racing Team		Honda	MX1 B	13	0	13
14	73	SZABÓ László	MotorArt Sport és Művészeti Egyesület		Honda	MX1 B	8	0	8
15	114	HAJÓS Gábor	Langer Motorsport Zomba			MX1 B	0	0	0

MX2 B									
1	100	MOÓR András	Kanizsa Motocross Sportegyesület		Suzuki	MX2 B	25	22	47
2	74	GAZDAG Ákos	Fair-Play Motocross SE		Kawasaki	MX2 B	16	25	41
3	16	PAPP Sándor	Center Motorsport Club		Honda	MX2 B	20	18	38
4	723	PAPP Gergely	Kanizsa Motocross Sportegyesület		KTM	MX2 B	22	16	38
5	808	KATICS Viktor	Center Motorsport Club		KTM	MX2 B	14	20	34
6	98	VERBA Gábor	Kelet Motocross Sportegyesület		Honda	MX2 B	12	13	25
7	72	CSÁNYI Attila	MotorArt Sport és Művészeti Egyesület		Yamaha	MX2 B	13	12	25
8	145	BABARCZY Balázs	Center Motorsport Club		Kawasaki	MX2 B	7	14	21
9	321	GASPARICS Donát	Kiskunmajsza		Yamaha	MX2 B	10	11	21
10	8	MÁRKUS László	Paksi Autó és Motorsport Egyesület		Kawasaki	MX2 B	9	10	19
11	15	MÓRICZ Gergely	Center Motorsport Klub		Kawasaki	MX2 B	15	4	19
12	139	KOVÁCS András	Energy Moto Team		Yamaha	MX2 B	18	0	18
13	52	ORODÁN Sándor	Gyulai Motoros Racing Team		Gas-Gas	MX2 B	8	8	16
14	44	ROTYIK Tamás	Energy Moto Team SE		KTM	MX2 B	11	5	16
15	347	MEGYESI Lóránt	Cornus Sport Egyesület		KTM	MX2 B	0	15	15
16	27	DIÓVERŐ Tamás	Motocross Racing Sportegyesület			MX2 B	6	9	15
17	118	MAGONY Noémi	Center Motorsport Club		Yamaha	MX2 B	5	7	12
18	174	JÁNOSI Attila	Köszárhegyi Motocross Club		KTM	MX2 B	4	6	10

Orbits

Fülöp Ferenc

Czuczi Győző

Nagyné Czuczi Rita

Versenyig.

Zsűri Elnök

Időmérés Vez.

Printed: 2010.07.11. 17:05:40

