



MM SR Supermoto Slovakian Int. Supermoto Championship

SMF Slovakian Supermoto (Vyskov,CZE)

Sorted on Best Lap time

Free Practice - Zoznamovaci Trening

Vyskov 0.890 Km

Hobby, Junior, Senior

2010.08.15. 08:40

Practice started at 9:00:09

Pos	PIC	No.	Name	Make	Nat.	Class	Best Tm	Diff	Laps	In Lap	Best Speed
1	1	54	KNEZOVIC Juraj	Husaberg	SK	SENIOR	52.836		16	15	60.640
2	1	112	PANASKO Ladislav	Honda	SK	HOBBY	53.093	0.257	17	15	60.347
3	2	86	JAN Marek	Honda	CZ	HOBBY	53.219	0.383	19	19	60.204
4	2	70	POTUZAK Vladimir	Husaberg	CZ	SENIOR	53.707	0.871	14	7	59.657
5	3	25	BERES Peter	Husqvarna	SK	HOBBY	53.864	1.028	13	12	59.483
6	1	72	KLVAC Tomas	KTM	CZ	JUNIOR	53.919	1.083	16	14	59.422
7	3	45	KNEZOVIC Peter	Honda	SK	SENIOR	54.159	1.323	12	10	59.159
8	4	311	PERGL Miroslav	Husaberg	CZ	SENIOR	54.274	1.438	16	9	59.034
9	2	7	SOKOL Radek	Kawasaki	CZ	JUNIOR	55.455	2.619	14	10	57.777
10	3	185	HALLOVÁ Tereza	KTM	CZ	JUNIOR	55.725	2.889	16	14	57.497
11	4	146	ZUCHOVSKY Lukas	Honda	SK	HOBBY	55.785	2.949	9	9	57.435
12	4	111	WERNER Eduard	Yamaha	SK	JUNIOR	56.084	3.248	9	9	57.129
13	5	251	SOLIK Jakub	Husaberg	SK	JUNIOR	56.167	3.331	17	12	57.044
14	5	13	KUTLAK Jozef	KTM	SK	HOBBY	56.300	3.464	16	15	56.909
15	6	1	SVEJDA Róbert	Husaberg	SK	HOBBY	57.047	4.211	7	6	56.164
16	6	3	MALINOVSKY Matej	Honda	SK	JUNIOR	59.215	6.379	17	15	54.108
17	5	218	ing. SOLIK Lubomir	Husaberg	SK	SENIOR	1:09.561	16.725	5	3	46.060

Orbits





MM SR Supermoto Slovakian Int. Supermoto Championship

SMF Slovakian Supermoto (Vyskov,CZE)

Free Practice - Zoznamovaci Trening

Hobby, Junior, Senior

Practice started at 9:00:09

Vyskov 0.890 Km

2010.08.15. 08:40

Lap	Lap Tm	Diff	Time of Day
(54) KNEZOVIC Juraj			
1	1:13.634	+20.798	9:01:37.716
2	1:03.283	+10.447	9:02:40.999
3	59.827	+6.991	9:03:40.826
4	57.716	+4.880	9:04:38.542
5	57.087	+4.251	9:05:35.629
6	55.139	+2.303	9:06:30.768
7	54.394	+1.558	9:07:25.162
8	53.454	+0.618	9:08:18.616
9	53.787	+0.951	9:09:12.403
10	53.919	+1.083	9:10:06.322
11	53.039	+0.203	9:10:59.361
12	53.128	+0.292	9:11:52.489
13	52.997	+0.161	9:12:45.486
14	53.453	+0.617	9:13:38.939
15	52.836		9:14:31.775
16	1:02.047	+9.211	9:15:33.822

Lap	Lap Tm	Diff	Time of Day
(112) PANASKO Ladislav			
1	1:09.617	+16.524	9:01:20.628
2	58.974	+5.881	9:02:19.602
3	56.386	+3.293	9:03:15.988
4	55.260	+2.167	9:04:11.248
5	58.338	+5.245	9:05:09.586
6	55.547	+2.454	9:06:05.133
7	54.016	+0.923	9:06:59.149
8	54.125	+1.032	9:07:53.274
9	55.381	+2.288	9:08:48.655
10	54.760	+1.667	9:09:43.415
11	56.381	+3.288	9:10:39.796
12	53.602	+0.509	9:11:33.398
13	53.488	+0.395	9:12:26.886
14	1:13.005	+19.912	9:13:39.891
15	53.093		9:14:32.984
16	55.116	+2.023	9:15:28.100
17	58.948	+5.855	9:16:27.048

Lap	Lap Tm	Diff	Time of Day
(86) JAN Marek			
1	1:15.931	+22.712	9:01:33.766
2	1:01.920	+8.701	9:02:35.686
3	57.627	+4.408	9:03:33.313
4	1:49.664	+56.445	9:05:22.977
5	58.819	+5.600	9:06:21.796
6	56.115	+2.896	9:07:17.911
7	55.974	+2.755	9:08:13.885
8	54.706	+1.487	9:09:08.591
9	1:00.240	+7.021	9:10:08.831
10	58.877	+5.658	9:11:07.708
11	55.913	+2.694	9:12:03.621
12	54.856	+1.637	9:12:58.477
13	1:14.316	+21.097	9:14:12.793
14	55.941	+2.722	9:15:08.734
15	54.720	+1.501	9:16:03.454
16	54.045	+0.826	9:16:57.499
17	1:28.389	+35.170	9:18:25.888
18	1:47.908	+54.689	9:20:13.796
19	53.219		9:21:07.015

Lap	Lap Tm	Diff	Time of Day
(70) POTUZAK Vladimir			
1	1:05.534	+11.827	9:01:18.714
2	57.656	+3.949	9:02:16.370
3	54.316	+0.609	9:03:10.686
4	53.997	+0.290	9:04:04.683
5	56.291	+2.584	9:05:00.974
6	55.268	+1.561	9:05:56.242

Lap	Lap Tm	Diff	Time of Day
7	53.707		9:06:49.949
8	55.192	+1.485	9:07:45.141
9	55.867	+2.160	9:08:41.008
10	1:32.794	+39.087	9:10:13.802
11	1:09.251	+15.544	9:11:23.053
12	1:06.465	+12.758	9:12:29.518
13	1:17.020	+23.313	9:13:46.538
14	1:24.072	+30.365	9:15:10.610

Lap	Lap Tm	Diff	Time of Day
(25) BERES Peter			
1	1:14.135	+20.271	9:01:29.649
2	1:02.229	+8.365	9:02:31.878
3	1:04.678	+10.814	9:03:36.556
4	1:00.799	+6.935	9:04:37.355
5	59.081	+5.217	9:05:36.436
6	56.437	+2.573	9:06:32.873
7	56.663	+2.799	9:07:29.536
8	56.105	+2.241	9:08:25.641
9	57.326	+3.462	9:09:22.967
10	55.598	+1.734	9:10:18.565
11	55.984	+2.120	9:11:14.549
12	53.864		9:12:08.413
13	53.887	+0.023	9:13:02.300

Lap	Lap Tm	Diff	Time of Day
(72) KLVAC Tomas			
1	1:16.725	+22.806	9:01:27.004
2	1:03.462	+9.543	9:02:30.466
3	1:00.666	+6.747	9:03:31.132
4	1:04.485	+10.566	9:04:35.617
5	1:01.770	+7.851	9:05:37.387
6	1:35.382	+41.463	9:07:12.769
7	56.192	+2.273	9:08:08.961
8	56.057	+2.138	9:09:05.018
9	56.364	+2.445	9:10:01.382
10	55.854	+1.935	9:10:57.236
11	54.817	+0.898	9:11:52.053
12	55.500	+1.581	9:12:47.553
13	55.191	+1.272	9:13:42.744
14	53.919		9:14:36.663
15	55.282	+1.363	9:15:31.945
16	55.672	+1.753	9:16:27.617

Lap	Lap Tm	Diff	Time of Day
(45) KNEZOVIC Peter			
1	1:16.277	+22.118	9:01:36.472
2	1:03.154	+8.995	9:02:39.626
3	1:00.331	+6.172	9:03:39.957
4	1:01.500	+7.341	9:04:41.457
5	59.670	+5.511	9:05:41.127
6	1:00.083	+5.924	9:06:41.210
7	56.805	+2.646	9:07:38.015
8	56.375	+2.216	9:08:34.390
9	55.367	+1.208	9:09:29.757
10	54.159		9:10:23.916
11	56.695	+2.536	9:11:20.611
12	55.019	+0.860	9:12:15.630

Lap	Lap Tm	Diff	Time of Day
(311) PERGL Miroslav			
1	1:13.853	+19.579	9:01:27.845
2	1:00.261	+5.987	9:02:28.106
3	59.241	+4.967	9:03:27.347
4	1:00.565	+6.291	9:04:27.912
5	58.185	+3.911	9:05:26.097
6	56.545	+2.271	9:06:22.642
7	55.802	+1.528	9:07:18.444
8	54.660	+0.386	9:08:13.104
9	54.274		9:09:07.378

Lap	Lap Tm	Diff	Time of Day
10	54.644	+0.370	9:10:02.022
11	55.790	+1.516	9:10:57.812
12	55.392	+1.118	9:11:53.204
13	54.962	+0.688	9:12:48.166
14	56.297	+2.023	9:13:44.463
15	1:10.430	+16.156	9:14:54.893
16	59.833	+5.559	9:15:54.726

Lap	Lap Tm	Diff	Time of Day
(7) SOKOL Radek			
1	1:13.853	+18.398	9:05:12.313
2	1:05.931	+10.476	9:06:18.244
3	1:13.484	+18.029	9:07:31.728
4	1:00.449	+4.994	9:08:32.177
5	59.985	+4.530	9:09:32.162
6	1:08.472	+13.017	9:10:40.634
7	1:01.948	+6.493	9:11:42.582
8	57.030	+1.575	9:12:39.612
9	56.269	+0.814	9:13:35.881
10	55.455		9:14:31.336
11	1:00.224	+4.769	9:15:31.560
12	56.649	+1.194	9:16:28.209
13	1:32.415	+36.960	9:18:00.624
14	2:23.093	+1:27.638	9:20:23.717

Lap	Lap Tm	Diff	Time of Day
(185) HALLOVÁ Tereza			
1	1:22.195	+26.470	9:01:31.390
2	1:07.298	+11.573	9:02:38.688
3	1:05.261	+9.536	9:03:43.949
4	1:02.892	+7.167	9:04:46.841
5	1:00.357	+4.632	9:05:47.198
6	1:00.437	+4.712	9:06:47.635
7	59.478	+3.753	9:07:47.113
8	59.028	+3.303	9:08:46.141
9	58.238	+2.513	9:09:44.379
10	57.240	+1.515	9:10:41.619
11	56.932	+1.207	9:11:38.551
12	56.039	+0.314	9:12:34.590
13	56.543	+0.818	9:13:31.133
14	55.725		9:14:26.858
15	56.457	+0.732	9:15:23.315
16	1:05.338	+9.613	9:16:28.653

Lap	Lap Tm	Diff	Time of Day
(146) ZUCHOVSKY Lukas			
1	1:16.502	+20.717	9:04:35.088
2	1:05.787	+10.002	9:05:40.875
3	1:04.252	+8.467	9:06:45.127
4	59.278	+3.493	9:07:44.405
5	1:01.104	+5.319	9:08:45.509
6	56.987	+1.202	9:09:42.496
7	56.987	+1.202	9:10:39.483
8	57.440	+1.655	9:11:36.923
9	55.785		9:12:32.708

Lap	Lap Tm	Diff	Time of Day
(111) WERNER Eduard			
1	1:16.003	+19.919	9:01:28.516
2	1:02.691	+6.607	9:02:31.207
3	1:00.684	+4.600	9:03:31.891
4	59.380	+3.296	9:04:31.271
5	1:41.776	+45.692	9:06:13.047
6	58.143	+2.059	9:07:11.190
7	57.113	+1.029	9:08:08.303
8	2:03.624	+1:07.540	9:10:11.927
9	56.084		9:11:08.011

Lap	Lap Tm	Diff	Time of Day
(251) SOLIK Jakub			
1	1:15.760	+19.593	9:01:32.006

Orbits





MM SR Supermoto Slovakian Int. Supermoto Championship

SMF Slovakian Supermoto (Vyskov,CZE)

Free Practice - Zoznamovaci Trening

Vyskov 0.890 Km

Hobby, Junior, Senior

2010.08.15. 08:40

Practice started at 9:00:09

Lap	Lap Tm	Diff	Time of Day
2	1:02.814	+6.647	9:02:34.820
3	1:02.455	+6.288	9:03:37.275
4	1:05.189	+9.022	9:04:42.464
5	1:00.035	+3.868	9:05:42.499
6	1:03.233	+7.066	9:06:45.732
7	59.159	+2.992	9:07:44.891
8	58.485	+2.318	9:08:43.376
9	1:02.092	+5.925	9:09:45.468
10	57.474	+1.307	9:10:42.942
11	58.291	+2.124	9:11:41.233
12	56.167		9:12:37.400
13	57.187	+1.020	9:13:34.587
14	56.287	+0.120	9:14:30.874
15	1:08.718	+12.551	9:15:39.592
16	57.544	+1.377	9:16:37.136
17	4:06.541	+3:10.374	9:20:43.677

Lap	Lap Tm	Diff	Time of Day
3	1:09.561		9:07:33.620
4	1:17.349	+7.788	9:08:50.969
5	11:38.788	+10:29.227	9:20:29.757

Lap	Lap Tm	Diff	Time of Day
-----	--------	------	-------------

(13) KUTLAK Jozef

1	1:29.451	+33.151	9:03:50.743
2	1:05.769	+9.469	9:04:56.512
3	1:06.143	+9.843	9:06:02.655
4	1:01.811	+5.511	9:07:04.466
5	1:01.209	+4.909	9:08:05.675
6	58.788	+2.488	9:09:04.463
7	1:02.827	+6.527	9:10:07.290
8	59.282	+2.982	9:11:06.572
9	56.517	+0.217	9:12:03.089
10	58.723	+2.423	9:13:01.812
11	1:59.413	+1:03.113	9:15:01.225
12	58.944	+2.644	9:16:00.169
13	56.825	+0.525	9:16:56.994
14	56.862	+0.562	9:17:53.856
15	56.300		9:18:50.156
16	57.444	+1.144	9:19:47.600

(1) SVEJDA Róbert

1	1:15.052	+18.005	9:04:36.799
2	1:04.966	+7.919	9:05:41.765
3	1:02.648	+5.601	9:06:44.413
4	57.729	+0.682	9:07:42.142
5	59.838	+2.791	9:08:41.980
6	57.047		9:09:39.027
7	58.487	+1.440	9:10:37.514

(3) MALINOVSKY Matej

1	1:18.317	+19.102	9:01:33.086
2	1:07.544	+8.329	9:02:40.630
3	1:04.606	+5.391	9:03:45.236
4	1:02.146	+2.931	9:04:47.382
5	1:00.851	+1.636	9:05:48.233
6	1:00.411	+1.196	9:06:48.644
7	59.654	+0.439	9:07:48.298
8	59.915	+0.700	9:08:48.213
9	1:55.822	+56.607	9:10:44.035
10	1:01.640	+2.425	9:11:45.675
11	1:01.517	+2.302	9:12:47.192
12	1:00.463	+1.248	9:13:47.655
13	59.905	+0.690	9:14:47.560
14	59.890	+0.675	9:15:47.450
15	59.215		9:16:46.665
16	1:00.650	+1.435	9:17:47.315
17	2:50.860	+1:51.645	9:20:38.175

(218) ing. SOLIK Lubomir

1	1:41.841	+32.280	9:05:02.649
2	1:21.410	+11.849	9:06:24.059

Orbits





MM SR Supermoto Slovakian Int. Supermoto Championship

SMF Slovakian Supermoto (Vyskov,CZE)

Sorted on Best Lap time

Qualifying - Merany Trening

Vyskov 0.890 Km

Hobby, Junior, Senior

2010.08.15. 10:45

Qualifying started at 10:44:28

Pos	PIC	No.	Name	Make	Nat.	Class	Best Tm	Diff	Laps	In Lap	Best Speed
1	1	54	KNEZOVIC Juraj	Husaberg	SK	SENIOR	53.482		9	9	59.908
2	2	70	POTUZAK Vladimir	Husaberg	CZ	SENIOR	55.083	1.601	8	3	58.167
3	1	112	PANASKO Ladislav	Honda	SK	HOBBY	57.177	3.695	8	6	56.037
4	1	111	WERNER Eduard	Yamaha	SK	JUNIOR	57.208	3.726	10	4	56.006
5	2	72	KLVAC Tomas	KTM	CZ	JUNIOR	57.865	4.383	9	6	55.370
6	3	185	HALLOVÁ Tereza	KTM	CZ	JUNIOR	58.263	4.781	10	6	54.992
7	2	25	BERES Peter	Husqvarna	SK	HOBBY	58.458	4.976	3	3	54.809
8	3	311	PERGL Miroslav	Husaberg	CZ	SENIOR	58.869	5.387	8	8	54.426
9	4	7	SOKOL Radek	Kawasaki	CZ	JUNIOR	58.883	5.401	10	8	54.413
10	3	1	SVEJDA Róbert	Husaberg	SK	HOBBY	58.962	5.480	10	10	54.340
11	4	146	ZUCHOVSKY Lukas	Honda	SK	HOBBY	1:01.652	8.170	7	4	51.969
12	5	251	SOLIK Jakub	Husaberg	SK	JUNIOR	1:02.257	8.775	12	10	51.464
13	5	13	KUTLAK Jozef	KTM	SK	HOBBY	1:02.721	9.239	5	3	51.083
14	6	3	MALINOVSKY Matej	Honda	SK	JUNIOR	1:03.637	10.155	9	9	50.348
15	4	45	KNEZOVIC Peter	Honda	SK	SENIOR			0		-
16	6	86	JAN Marek	Honda	CZ	HOBBY			0		-
17	5	218	ing. SOLIK Lubomir	Husaberg	SK	SENIOR			0		-

Orbits





MM SR Supermoto Slovakian Int. Supermoto Championship

SMF Slovakian Supermoto (Vyskov,CZE)

Qualifying - Merany Trening

Hobby, Junior, Senior

Qualifying started at 10:44:28

Vyskov 0.890 Km

2010.08.15. 10:45

Lap	Lap Tm	Diff	Time of Day
(54) KNEZOVIC Juraj			
1	1:04.399	+10.917	10:50:00.708
2	56.178	+2.696	10:50:56.886
3	58.674	+5.192	10:51:55.560
4	55.435	+1.953	10:52:50.995
5	54.872	+1.390	10:53:45.867
6	53.929	+0.447	10:54:39.796
7	53.855	+0.373	10:55:33.651
8	1:01.615	+8.133	10:56:35.266
9	53.482		10:57:28.748

Lap	Lap Tm	Diff	Time of Day
(70) POTUZAK Vladimir			
1	1:02.604	+7.521	10:45:34.429
2	56.036	+0.953	10:46:30.465
3	55.083		10:47:25.548
4	56.141	+1.058	10:48:21.689
5	55.274	+0.191	10:49:16.963
6	2:04.656	+1:09.573	10:51:21.619
7	1:33.060	+37.977	10:52:54.679
8	2:23.303	+1:28.220	10:55:17.982

Lap	Lap Tm	Diff	Time of Day
(112) PANASKO Ladislav			
1	1:03.349	+6.172	10:47:34.914
2	1:02.037	+4.860	10:48:36.951
3	1:01.131	+3.954	10:49:38.082
4	2:02.898	+1:05.721	10:51:40.980
5	58.788	+1.611	10:52:39.768
6	57.177		10:53:36.945
7	58.676	+1.499	10:54:35.621
8	57.735	+0.558	10:55:33.356

Lap	Lap Tm	Diff	Time of Day
(111) WERNER Eduard			
1	1:05.441	+8.233	10:46:02.494
2	58.988	+1.780	10:47:01.482
3	1:03.885	+6.677	10:48:05.367
4	57.208		10:49:02.575
5	1:07.589	+10.381	10:50:10.164
6	1:01.923	+4.715	10:51:12.087
7	57.942	+0.734	10:52:10.029
8	2:22.726	+1:25.518	10:54:32.755
9	1:14.573	+17.365	10:55:47.328
10	58.308	+1.100	10:56:45.636

Lap	Lap Tm	Diff	Time of Day
(72) KLVAC Tomas			
1	1:13.161	+15.296	10:45:52.659
2	1:01.171	+3.306	10:46:53.830
3	59.531	+1.666	10:47:53.361
4	59.966	+2.101	10:48:53.327
5	58.276	+0.411	10:49:51.603
6	57.865		10:50:49.468
7	58.035	+0.170	10:51:47.503
8	3:46.911	+2:49.046	10:55:34.414
9	1:04.893	+7.028	10:56:39.307

Lap	Lap Tm	Diff	Time of Day
(185) HALLOVÁ Tereza			
1	1:12.864	+14.601	10:45:55.025
2	1:01.668	+3.405	10:46:56.693
3	59.140	+0.877	10:47:55.833
4	58.868	+0.605	10:48:54.701
5	58.785	+0.522	10:49:53.486
6	58.263		10:50:51.749
7	59.460	+1.197	10:51:51.209
8	58.997	+0.734	10:52:50.206
9	3:41.352	+2:43.089	10:56:31.558
10	1:36.063	+37.800	10:58:07.621

Lap	Lap Tm	Diff	Time of Day
(25) BERES Peter			
1	1:04.588	+6.130	10:55:52.924
2	1:00.560	+2.102	10:56:53.484
3	58.458		10:57:51.942

Lap	Lap Tm	Diff	Time of Day
(311) PERGL Miroslav			
1	1:12.430	+13.561	10:50:52.522
2	1:06.169	+7.300	10:51:58.691
3	1:02.258	+3.389	10:53:00.949
4	59.783	+0.914	10:54:00.732
5	59.104	+0.235	10:54:59.836
6	59.031	+0.162	10:55:58.867
7	58.899	+0.030	10:56:57.766
8	58.869		10:57:56.635


Lap	Lap Tm	Diff	Time of Day
(7) SOKOL Radek			
1	1:10.831	+11.948	10:46:36.224
2	1:04.319	+5.436	10:47:40.543
3	1:02.667	+3.784	10:48:43.210
4	1:00.199	+1.316	10:49:43.409
5	1:00.429	+1.546	10:50:43.838
6	1:00.820	+1.937	10:51:44.658
7	59.064	+0.181	10:52:43.722
8	58.883		10:53:42.605
9	59.659	+0.776	10:54:42.264
10	1:58.495	+59.612	10:56:40.759

Lap	Lap Tm	Diff	Time of Day
(1) SVEJDA Róbert			
1	1:04.806	+5.844	10:48:52.711
2	1:03.551	+4.589	10:49:56.262
3	1:00.232	+1.270	10:50:56.494
4	1:00.745	+1.783	10:51:57.239
5	59.826	+0.864	10:52:57.065
6	1:00.314	+1.352	10:53:57.379
7	59.363	+0.401	10:54:56.742
8	58.982	+0.020	10:55:55.724
9	59.482	+0.520	10:56:55.206
10	58.962		10:57:54.168

Lap	Lap Tm	Diff	Time of Day
(146) ZUCHOVSKY Lukas			
1	1:10.034	+8.382	10:50:14.630
2	1:05.879	+4.227	10:51:20.509
3	1:04.523	+2.871	10:52:25.032
4	1:01.652		10:53:26.684
5	1:01.724	+0.072	10:54:28.408
6	1:07.784	+6.132	10:55:36.192
7	1:02.518	+0.866	10:56:38.710

Lap	Lap Tm	Diff	Time of Day
(251) SOLIK Jakub			
1	1:09.487	+7.230	10:45:44.146
2	1:04.871	+2.614	10:46:49.017
3	1:08.192	+5.935	10:47:57.209
4	1:02.936	+0.679	10:49:00.145
5	1:03.514	+1.257	10:50:03.659
6	1:03.602	+1.345	10:51:07.261
7	1:04.845	+2.588	10:52:12.106
8	1:04.633	+2.376	10:53:16.739
9	1:03.063	+0.806	10:54:19.802
10	1:02.257		10:55:22.059
11	1:03.367	+1.110	10:56:25.426
12	1:03.009	+0.752	10:57:28.435

Lap	Lap Tm	Diff	Time of Day
(13) KUTLAK Jozef			
1	1:10.606	+7.885	10:52:04.387
2	1:05.434	+2.713	10:53:09.821





MM SR Supermoto Slovakian Int. Supermoto Championship

SMF Slovakian Supermoto (Vyskov,CZE)

Sorted on Laps

Race 1 -1. Finale

Vyskov 0.890 Km

Hobby, Junior, Senior

2010.08.15. 12:30

Race (10:00 and 2 Laps) started at 13:31:15

Pos	PIC	No.	Name	Make	Nat.	Class	Laps	Total Tm	Diff	Best Tm	In Lap
1	1	54	KNEZOVIC Juraj	Husaberg	SK	SENIOR	14	11:45.657		48.211	3
2	1	112	PANASKO Ladislav	Honda	SK	HOBBY	14	11:59.739	14.082	49.413	3
3	2	70	POTUZAK Vladimir	Husaberg	CZ	SENIOR	14	12:13.312	27.655	49.812	1
4	3	311	PERGL Miroslav	Husaberg	CZ	SENIOR	14	12:18.308	32.651	50.727	4
5	2	86	JAN Marek	Honda	CZ	HOBBY	14	12:20.559	34.902	50.485	12
6	1	111	WERNER Eduard	Yamaha	SK	JUNIOR	14	12:24.959	39.302	51.789	10
7	2	72	KLVAC Tomas	KTM	CZ	JUNIOR	14	12:30.866	45.209	51.075	12
8	3	185	HALLOVÁ Tereza	KTM	CZ	JUNIOR	14	12:36.758	51.101	51.830	9
9	3	25	BERES Peter	Husqvarna	SK	HOBBY	13	11:53.681	1 Lap	50.336	9
10	4	7	SOKOL Radek	Kawasaki	CZ	JUNIOR	13	11:54.185	1 Lap	53.009	12
11	4	1	SVEJDA Róbert	Husaberg	SK	HOBBY	13	11:56.234	1 Lap	52.759	3
12	5	251	SOLIK Jakub	Husaberg	SK	JUNIOR	13	12:16.135	1 Lap	53.590	7
13	5	146	ZUCHOVSKY Lukas	Honda	SK	HOBBY	13	12:20.089	1 Lap	54.531	3
14	6	3	MALINOVSKY Matej	Honda	SK	JUNIOR	12	11:51.181	2 Laps	55.879	11
15	4	218	ing. SOLIK Lubomir	Husaberg	SK	SENIOR	11	12:28.489	3 Laps	59.945	3

Not classified (75% = 10 Laps)

DNF	DNF	45	KNEZOVIC Peter	Honda	SK	SENIOR	6	5:31.279	DNF	51.650	4
DNF	DNF	13	KUTLAK Jozef	KTM	SK	HOBBY		14.418	DNF		0

Margin of Victory	Avg. Speed	Best Lap Tm	Best Speed	Best Lap by
14.082	63.566	48.211	66.458	54 - KNEZOVIC Juraj

Orbits





MM SR Supermoto Slovakian Int. Supermoto Championship

SMF Slovakian Supermoto (Vyskov,CZE)

Sorted on Laps

Race 1 -1. Finale

Vyskov 0.890 Km

Hobby, Junior, Senior

2010.08.15. 12:30

Race (10:00 and 2 Laps) started at 13:31:15

Pos	PIC	No.	Name	Make	Nat.	Class	Laps	Total Tm	Diff	Best Tm	In Lap
HOBBY											
1	1	112	PANASKO Ladislav	Honda	SK	HOBBY	14	11:59.739		49.413	3
2	2	86	JAN Marek	Honda	CZ	HOBBY	14	12:20.559	20.820	50.485	12
3	3	25	BERES Peter	Husqvarna	SK	HOBBY	13	11:53.681	1 Lap	50.336	9
4	4	1	SVEJDA Róbert	Husaberg	SK	HOBBY	13	11:56.234	1 Lap	52.759	3
5	5	146	ZUCHOVSKY Lukas	Honda	SK	HOBBY	13	12:20.089	1 Lap	54.531	3
Not classified (75% = 10 Laps)											
DNF	DNF	13	KUTLAK Jozef	KTM	SK	HOBBY		14.418	DNF		0
JUNIOR											
1	1	111	WERNER Eduard	Yamaha	SK	JUNIOR	14	12:24.959		51.789	10
2	2	72	KLVAC Tomas	KTM	CZ	JUNIOR	14	12:30.866	5.907	51.075	12
3	3	185	HALLOVÁ Tereza	KTM	CZ	JUNIOR	14	12:36.758	11.799	51.830	9
4	4	7	SOKOL Radek	Kawasaki	CZ	JUNIOR	13	11:54.185	1 Lap	53.009	12
5	5	251	SOLIK Jakub	Husaberg	SK	JUNIOR	13	12:16.135	1 Lap	53.590	7
6	6	3	MALINOVSKY Matej	Honda	SK	JUNIOR	12	11:51.181	2 Laps	55.879	11
SENIOR											
1	1	54	KNEZOVIC Juraj	Husaberg	SK	SENIOR	14	11:45.657		48.211	3
2	2	70	POTUZAK Vladimir	Husaberg	CZ	SENIOR	14	12:13.312	27.655	49.812	1
3	3	311	PERGL Miroslav	Husaberg	CZ	SENIOR	14	12:18.308	32.651	50.727	4
4	4	218	ing. SOLIK Lubomir	Husaberg	SK	SENIOR	11	12:28.489	3 Laps	59.945	3
Not classified (75% = 10 Laps)											
DNF	DNF	45	KNEZOVIC Peter	Honda	SK	SENIOR	6	5:31.279	DNF	51.650	4

Margin of Victory	Avg. Speed	Best Lap Tm	Best Speed	Best Lap by
14.082	63.566	48.211	66.458	54 - KNEZOVIC Juraj

Orbits





MM SR Supermoto Slovakian Int. Supermoto Championship

SMF Slovakian Supermoto (Vyskov,CZE)

Race 1 -1. Finale

Vyskov 0.890 Km

Hobby, Junior, Senior

2010.08.15. 12:30

Race (10:00 and 2 Laps) started at 13:31:15

Lap	Lap Tm	Diff	Time of Day
(54) KNEZOVIC Juraj			
1	49.872	+1.661	13:32:16.602
2	49.849	+1.638	13:33:06.451
3	48.211		13:33:54.662
4	48.660	+0.449	13:34:43.322
5	48.844	+0.633	13:35:32.166
6	49.405	+1.194	13:36:21.571
7	49.039	+0.828	13:37:10.610
8	49.769	+1.558	13:38:00.379
9	48.954	+0.743	13:38:49.333
10	48.784	+0.573	13:39:38.117
11	52.111	+3.900	13:40:30.228
12	49.305	+1.094	13:41:19.533
13	49.514	+1.303	13:42:09.047
14	52.440	+4.229	13:43:01.487

Lap	Lap Tm	Diff	Time of Day
(112) PANASKO Ladislav			
1	50.232	+0.819	13:32:17.379
2	49.690	+0.277	13:33:07.069
3	49.413		13:33:56.482
4	50.594	+1.181	13:34:47.076
5	50.911	+1.498	13:35:37.987
6	50.411	+0.998	13:36:28.398
7	51.617	+2.204	13:37:20.015
8	50.830	+1.417	13:38:10.845
9	50.598	+1.185	13:39:01.443
10	49.656	+0.243	13:39:51.099
11	50.172	+0.759	13:40:41.271
12	51.057	+1.644	13:41:32.328
13	52.014	+2.601	13:42:24.342
14	51.227	+1.814	13:43:15.569

Lap	Lap Tm	Diff	Time of Day
(70) POTUZAK Vladimir			
1	49.812		13:32:16.126
2	51.434	+1.622	13:33:07.560
3	50.375	+0.563	13:33:57.935
4	50.395	+0.583	13:34:48.330
5	50.787	+0.975	13:35:39.117
6	50.470	+0.658	13:36:29.587
7	50.961	+1.149	13:37:20.548
8	51.553	+1.741	13:38:12.101
9	50.282	+0.470	13:39:02.383
10	51.022	+1.210	13:39:53.405
11	51.435	+1.623	13:40:44.840
12	52.211	+2.399	13:41:37.051
13	53.850	+4.038	13:42:30.901
14	58.241	+8.429	13:43:29.142

Lap	Lap Tm	Diff	Time of Day
(311) PERGL Miroslav			
1	52.673	+1.946	13:32:21.887
2	50.988	+0.261	13:33:12.875
3	50.791	+0.064	13:34:03.666
4	50.727		13:34:54.393
5	51.741	+1.014	13:35:46.134
6	51.807	+1.080	13:36:37.941
7	51.198	+0.471	13:37:29.139
8	51.662	+0.935	13:38:20.801
9	53.003	+2.276	13:39:13.804
10	51.804	+1.077	13:40:05.608
11	51.434	+0.707	13:40:57.042
12	52.176	+1.449	13:41:49.218
13	52.092	+1.365	13:42:41.310
14	52.828	+2.101	13:43:34.138

Lap	Lap Tm	Diff	Time of Day
(86) JAN Marek			

Lap	Lap Tm	Diff	Time of Day
1	56.983	+6.498	13:32:28.857
2	51.408	+0.923	13:33:20.265
3	51.700	+1.215	13:34:11.965
4	51.596	+1.111	13:35:03.561
5	52.273	+1.788	13:35:55.834
6	51.828	+1.343	13:36:47.662
7	52.641	+2.156	13:37:40.303
8	51.545	+1.060	13:38:31.848
9	50.802	+0.317	13:39:22.650
10	51.247	+0.762	13:40:13.897
11	50.599	+0.114	13:41:04.496
12	50.485		13:41:54.981
13	50.509	+0.024	13:42:45.490
14	50.899	+0.414	13:43:36.389

Lap	Lap Tm	Diff	Time of Day
(111) WERNER Eduard			
1	53.136	+1.347	13:32:21.594
2	52.344	+0.555	13:33:13.938
3	51.815	+0.026	13:34:05.753
4	51.899	+0.110	13:34:57.652
5	52.373	+0.584	13:35:50.205
6	52.400	+0.611	13:36:42.425
7	52.308	+0.519	13:37:34.733
8	51.983	+0.194	13:38:26.716
9	52.750	+0.961	13:39:19.466
10	51.789		13:40:11.255
11	51.919	+0.130	13:41:03.174
12	52.388	+0.599	13:41:55.562
13	51.936	+0.147	13:42:47.498
14	53.291	+1.502	13:43:40.789

Lap	Lap Tm	Diff	Time of Day
(72) KLVAC Tomas			
1	53.889	+2.814	13:32:22.727
2	52.810	+1.735	13:33:15.537
3	53.358	+2.283	13:34:08.895
4	52.292	+1.217	13:35:01.187
5	52.922	+1.847	13:35:54.109
6	52.560	+1.485	13:36:46.669
7	54.107	+3.032	13:37:40.776
8	52.540	+1.465	13:38:33.316
9	51.961	+0.886	13:39:25.277
10	52.655	+1.580	13:40:17.932
11	52.132	+1.057	13:41:10.064
12	51.075		13:42:01.139
13	53.725	+2.650	13:42:54.864
14	51.832	+0.757	13:43:46.696

Lap	Lap Tm	Diff	Time of Day
(185) HALLOVÁ Tereza			
1	54.694	+2.864	13:32:22.433
2	52.657	+0.827	13:33:15.090
3	53.509	+1.679	13:34:08.599
4	52.272	+0.442	13:35:00.871
5	52.914	+1.084	13:35:53.785
6	52.465	+0.635	13:36:46.250
7	53.513	+1.683	13:37:39.763
8	53.270	+1.440	13:38:33.033
9	51.830		13:39:24.863
10	52.697	+0.867	13:40:17.560
11	51.875	+0.045	13:41:09.435
12	34.514	-17.316	13:41:43.949
13	1:12.683	+20.853	13:42:56.632
14	55.956	+4.126	13:43:52.588

Lap	Lap Tm	Diff	Time of Day
(25) BERES Peter			
1	52.886	+2.550	13:32:30.851
2	53.785	+3.449	13:33:24.636

Lap	Lap Tm	Diff	Time of Day
3	53.015	+2.679	13:34:17.651
4	52.231	+1.895	13:35:09.882
5	51.654	+1.318	13:36:01.536
6	51.807	+1.471	13:36:53.343
7	52.127	+1.791	13:37:45.470
8	51.093	+0.757	13:38:36.563
9	50.336		13:39:26.899
10	51.364	+1.028	13:40:18.263
11	52.084	+1.748	13:41:10.347
12	51.157	+0.821	13:42:01.504
13	1:08.007	+17.671	13:43:09.511

Lap	Lap Tm	Diff	Time of Day
(7) SOKOL Radek			
1	55.284	+2.275	13:32:25.960
2	53.386	+0.377	13:33:19.346
3	53.444	+0.435	13:34:12.790
4	54.199	+1.190	13:35:06.989
5	53.711	+0.702	13:36:00.700
6	54.348	+1.339	13:36:55.048
7	53.846	+0.837	13:37:48.894
8	53.612	+0.603	13:38:42.506
9	54.000	+0.991	13:39:36.506
10	53.432	+0.423	13:40:29.938
11	53.218	+0.209	13:41:23.156
12	53.009		13:42:16.165
13	53.850	+0.841	13:43:10.015

Lap	Lap Tm	Diff	Time of Day
(1) SVEJDA Róbert			
1	55.142	+2.383	13:32:24.984
2	53.227	+0.468	13:33:18.211
3	52.759		13:34:10.970
4	54.849	+2.090	13:35:05.819
5	53.691	+0.932	13:35:59.510
6	53.493	+0.734	13:36:53.003
7	54.658	+1.899	13:37:47.661
8	54.291	+1.532	13:38:41.952
9	55.006	+2.247	13:39:36.958
10	54.052	+1.293	13:40:31.010
11	53.675	+0.916	13:41:24.685
12	53.393	+0.634	13:42:18.078
13	53.986	+1.227	13:43:12.064

Lap	Lap Tm	Diff	Time of Day
(251) SOLIK Jakub			
1	57.318	+3.728	13:32:29.662
2	55.873	+2.283	13:33:25.535
3	54.269	+0.679	13:34:19.804
4	55.510	+1.920	13:35:15.314
5	54.908	+1.318	13:36:10.222
6	54.106	+0.516	13:37:04.328
7	53.590		13:37:57.918
8	56.977	+3.387	13:38:54.895
9	54.012	+0.422	13:39:48.907
10	59.452	+5.862	13:40:48.359
11	54.371	+0.781	13:41:42.730
12	54.206	+0.616	13:42:36.936
13	55.029	+1.439	13:43:31.965

Lap	Lap Tm	Diff	Time of Day
(146) ZUCHOVSKY Lukas			
1	57.097	+2.566	13:32:28.460
2	55.907	+1.376	13:33:24.367
3	54.531		13:34:18.898
4	55.915	+1.384	13:35:14.813
5	56.168	+1.637	13:36:10.981
6	55.011	+0.480	13:37:05.992
7	55.392	+0.861	13:38:01.384
8	56.161	+1.630	13:38:57.545

Orbits





MM SR Supermoto Slovakian Int. Supermoto Championship

SMF Slovakian Supermoto (Vyskov,CZE)

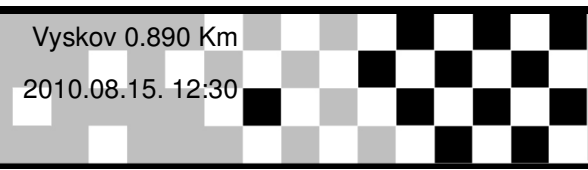
Race 1 -1. Finale

Vyskov 0.890 Km

Hobby, Junior, Senior

2010.08.15. 12:30

Race (10:00 and 2 Laps) started at 13:31:15



Lap	Lap Tm	Diff	Time of Day
9	57.638	+3.107	13:39:55.183
10	54.737	+0.206	13:40:49.920
11	54.835	+0.304	13:41:44.755
12	54.931	+0.400	13:42:39.686
13	56.233	+1.702	13:43:35.919

Lap	Lap Tm	Diff	Time of Day
-----	--------	------	-------------

Lap	Lap Tm	Diff	Time of Day
-----	--------	------	-------------

(3) MALINOVSKY Matej

1	58.823	+2.944	13:32:31.678
2	57.792	+1.913	13:33:29.470
3	56.677	+0.798	13:34:26.147
4	57.341	+1.462	13:35:23.488
5	56.237	+0.358	13:36:19.725
6	56.102	+0.223	13:37:15.827
7	56.043	+0.164	13:38:11.870
8	1:05.110	+9.231	13:39:16.980
9	58.450	+2.571	13:40:15.430
10	57.360	+1.481	13:41:12.790
11	55.879		13:42:08.669
12	58.342	+2.463	13:43:07.011

(218) ing. SOLIK Lubomir

1	1:04.606	+4.661	13:32:38.243
2	1:00.584	+0.639	13:33:38.827
3	59.945		13:34:38.772
4	1:12.045	+12.100	13:35:50.817
5	1:09.853	+9.908	13:37:00.670
6	1:08.934	+8.989	13:38:09.604
7	1:07.660	+7.715	13:39:17.264
8	1:06.105	+6.160	13:40:23.369
9	1:06.045	+6.100	13:41:29.414
10	1:03.956	+4.011	13:42:33.370
11	1:10.949	+11.004	13:43:44.319

(45) KNEZOVIC Peter

1	55.993	+4.343	13:32:27.594
2	52.296	+0.646	13:33:19.890
3	51.701	+0.051	13:34:11.591
4	51.650		13:35:03.241
5	52.143	+0.493	13:35:55.384
6	51.725	+0.075	13:36:47.109



SMF Slovakian Supermoto (Vyskov,CZE)

Lapchart


Race 1 -1. Finale

Vyskov 0.890 Km

Hobby, Junior, Senior

2010.08.15. 12:30

Race (10:00 and 2 Laps) started at 13:31:15



Competitors	Laps														
	0	1	2	3	4	5	6	7	8	9	10	11	12	13	14
POTUZAK Vladimir (70)	1	70	70	54	54	54	54	54	54	54	54	54	54	54	54
KNEZOVIC Juraj (54)	2	54	54	112	112	112	112	112	112	112	112	112	112	112	112
PANASKO Ladislav (112)	3	112	112	70	70	70	70	70	70	70	70	70	70	70	70
HALLOVÁ Tereza (185)	4	185	111	311	311	311	311	311	311	311	311	311	185	311	311
WERNER Eduard (111)	5	111	311	111	111	111	111	111	111	111	111	111	311	86	86
KLVAC Tomas (72)	6	72	185	185	185	185	185	185	86	86	86	86	86	111	111
PERGL Miroslav (311)	7	311	72	72	72	72	72	86	185	185	185	185	111	72	72
SVEJDA Róbert (1)	8	1	1	1	1	45	45	45	72	72	72	72	72	185	185
KUTLAK Jozef (13)	9	13	7	7	45	86	86	86	25	25	25	25	25	25	25
SOKOL Radek (7)	10	7	45	45	86	1	1	1	1	1	7	7	7	7	7
ZUCHOVSKY Lukas (146)	11	146	146	86	7	7	7	25	7	7	1	1	1	1	1
KNEZOVIC Peter (45)	12	45	86	146	25	25	25	7	251	251	251	251	251	251	251
JAN Marek (86)	13	86	251	25	146	146	251	251	146	146	146	146	146	146	146
SOLIK Jakub (251)	14	251	25	251	251	251	146	146	3	3	3	3	3	3	3
MALINOVSKY Matej (3)	15	3	3	3	3	3	3	3	218	218	218	218	218		
ing. SOLIK Lubomir (218)	16	218	218	218	218	218	218	218							
BERES Peter (25)	17	25													



MM SR Supermoto Slovakian Int. Supermoto Championship

SMF Slovakian Supermoto (Vyskov,CZE)

Sorted on Laps

Race 2 -2. Finale

Vyskov 0.890 Km

Hobby, Junior, Senior

2010.08.15. 14:15

Race (10:00 and 2 Laps) started at 15:18:20

Pos	PIC	No.	Name	Make	Nat.	Class	Laps	Total Tm	Diff	Best Tm	In Lap
1	1	54	KNEZOVIC Juraj	Husaberg	SK	SENIOR	14	11:45.280		48.854	4
2	1	112	PANASKO Ladislav	Honda	SK	HOBBY	14	11:59.715	14.435	49.851	8
3	2	70	POTUZAK Vladimir	Husaberg	CZ	SENIOR	14	12:01.243	15.963	49.928	13
4	3	45	KNEZOVIC Peter	Honda	SK	SENIOR	14	12:06.192	20.912	49.777	12
5	4	311	PERGL Miroslav	Husaberg	CZ	SENIOR	14	12:12.229	26.949	50.274	13
6	2	25	BERES Peter	Husqvarna	SK	HOBBY	14	12:12.966	27.686	50.649	7
7	3	86	JAN Marek	Honda	CZ	HOBBY	14	12:21.661	36.381	50.112	13
8	1	185	HALLOVÁ Tereza	KTM	CZ	JUNIOR	14	12:25.110	39.830	51.012	10
9	2	111	WERNER Eduard	Yamaha	SK	JUNIOR	14	12:25.441	40.161	51.170	13
10	3	7	SOKOL Radek	Kawasaki	CZ	JUNIOR	13	11:50.416	1 Lap	53.067	2
11	4	1	SVEJDA Róbert	Husaberg	SK	HOBBY	13	11:58.929	1 Lap	52.997	3
12	4	251	SOLIK Jakub	Husaberg	SK	JUNIOR	13	12:15.148	1 Lap	52.820	5
13	5	146	ZUCHOVSKY Lukas	Honda	SK	HOBBY	13	12:17.649	1 Lap	54.029	10
14	6	13	KUTLAK Jozef	KTM	SK	HOBBY	13	12:23.674	1 Lap	53.593	5
15	5	3	MALINOVSKY Matej	Honda	SK	JUNIOR	12	11:47.532	2 Laps	55.779	4
16	5	218	ing. SOLIK Lubomir	Husaberg	SK	SENIOR	11	12:04.222	3 Laps	59.527	4

Not classified (75% = 10 Laps)

DQ	DQ	72	KLVAC Tomas	KTM	CZ	JUNIOR	7	6:21.280	DQ	51.854	6
----	----	----	-------------	-----	----	--------	---	----------	----	--------	---

Margin of Victory	Avg. Speed	Best Lap Tm	Best Speed	Best Lap by
14.435	63.600	48.854	65.583	54 - KNEZOVIC Juraj

Orbits





MM SR Supermoto Slovakian Int. Supermoto Championship

SMF Slovakian Supermoto (Vyskov,CZE)

Sorted on Laps

Race 2 -2. Finale

Vyskov 0.890 Km

Hobby, Junior, Senior

2010.08.15. 14:15

Race (10:00 and 2 Laps) started at 15:18:20

Pos	PIC	No.	Name	Make	Nat.	Class	Laps	Total Tm	Diff	Best Tm	In Lap
HOBBY											
1	1	112	PANASKO Ladislav	Honda	SK	HOBBY	14	11:59.715		49.851	8
2	2	25	BERES Peter	Husqvarna	SK	HOBBY	14	12:12.966	13.251	50.649	7
3	3	86	JAN Marek	Honda	CZ	HOBBY	14	12:21.661	21.946	50.112	13
4	4	1	SVEJDA Róbert	Husaberg	SK	HOBBY	13	11:58.929	1 Lap	52.997	3
5	5	146	ZUCHOVSKY Lukas	Honda	SK	HOBBY	13	12:17.649	1 Lap	54.029	10
6	6	13	KUTLAK Jozef	KTM	SK	HOBBY	13	12:23.674	1 Lap	53.593	5
JUNIOR											
1	1	185	HALLOVÁ Tereza	KTM	CZ	JUNIOR	14	12:25.110		51.012	10
2	2	111	WERNER Eduard	Yamaha	SK	JUNIOR	14	12:25.441	0.331	51.170	13
3	3	7	SOKOL Radek	Kawasaki	CZ	JUNIOR	13	11:50.416	1 Lap	53.067	2
4	4	251	SOLIK Jakub	Husaberg	SK	JUNIOR	13	12:15.148	1 Lap	52.820	5
5	5	3	MALINOVSKY Matej	Honda	SK	JUNIOR	12	11:47.532	2 Laps	55.779	4
Not classified (75% = 10 Laps)											
DQ	DQ	72	KLVAC Tomas	KTM	CZ	JUNIOR	7	6:21.280	DQ	51.854	6
SENIOR											
1	1	54	KNEZOVIC Juraj	Husaberg	SK	SENIOR	14	11:45.280		48.854	4
2	2	70	POTUZAK Vladimir	Husaberg	CZ	SENIOR	14	12:01.243	15.963	49.928	13
3	3	45	KNEZOVIC Peter	Honda	SK	SENIOR	14	12:06.192	20.912	49.777	12
4	4	311	PERGL Miroslav	Husaberg	CZ	SENIOR	14	12:12.229	26.949	50.274	13
5	5	218	ing. SOLIK Lubomir	Husaberg	SK	SENIOR	11	12:04.222	3 Laps	59.527	4

Margin of Victory	Avg. Speed	Best Lap Tm	Best Speed	Best Lap by
14.435	63.600	48.854	65.583	54 - KNEZOVIC Juraj

Orbits





MM SR Supermoto Slovakian Int. Supermoto Championship

SMF Slovakian Supermoto (Vyskov,CZE)

Race 2 -2. Finale

Vyskov 0.890 Km

Hobby, Junior, Senior

2010.08.15. 14:15

Race (10:00 and 2 Laps) started at 15:18:20

Lap	Lap Tm	Diff	Time of Day
(54) KNEZOVIC Juraj			
1	49.728	+0.874	15:19:20.550
2	49.329	+0.475	15:20:09.879
3	49.408	+0.554	15:20:59.287
4	48.854		15:21:48.141
5	48.980	+0.126	15:22:37.121
6	49.522	+0.668	15:23:26.643
7	49.880	+1.026	15:24:16.523
8	50.027	+1.173	15:25:06.550
9	49.603	+0.749	15:25:56.153
10	49.681	+0.827	15:26:45.834
11	49.638	+0.784	15:27:35.472
12	49.484	+0.630	15:28:24.956
13	49.533	+0.679	15:29:14.489
14	51.389	+2.535	15:30:05.878

Lap	Lap Tm	Diff	Time of Day
(112) PANASKO Ladislav			
1	51.898	+2.047	15:19:23.891
2	50.661	+0.810	15:20:14.552
3	50.327	+0.476	15:21:04.879
4	50.049	+0.198	15:21:54.928
5	49.933	+0.082	15:22:44.861
6	51.842	+1.991	15:23:36.703
7	50.579	+0.728	15:24:27.282
8	49.851		15:25:17.133
9	50.430	+0.579	15:26:07.563
10	50.761	+0.910	15:26:58.324
11	50.791	+0.940	15:27:49.115
12	50.827	+0.976	15:28:39.942
13	50.013	+0.162	15:29:29.955
14	50.358	+0.507	15:30:20.313

Lap	Lap Tm	Diff	Time of Day
(70) POTUZAK Vladimir			
1	53.337	+3.409	15:19:24.840
2	50.502	+0.574	15:20:15.342
3	50.302	+0.374	15:21:05.644
4	50.167	+0.239	15:21:55.811
5	50.108	+0.180	15:22:45.919
6	51.467	+1.539	15:23:37.386
7	50.457	+0.529	15:24:27.843
8	50.157	+0.229	15:25:18.000
9	50.481	+0.553	15:26:08.481
10	50.600	+0.672	15:26:59.081
11	50.795	+0.867	15:27:49.876
12	50.715	+0.787	15:28:40.591
13	49.928		15:29:30.519
14	51.322	+1.394	15:30:21.841

Lap	Lap Tm	Diff	Time of Day
(45) KNEZOVIC Peter			
1	53.782	+4.005	15:19:28.030
2	51.929	+2.152	15:20:19.959
3	52.123	+2.346	15:21:12.082
4	50.351	+0.574	15:22:02.433
5	50.564	+0.787	15:22:52.997
6	49.802	+0.025	15:23:42.799
7	50.331	+0.554	15:24:33.130
8	50.819	+1.042	15:25:23.949
9	50.042	+0.265	15:26:13.991
10	50.001	+0.224	15:27:03.992
11	51.338	+1.561	15:27:55.330
12	49.777		15:28:45.107
13	50.471	+0.694	15:29:35.578
14	51.212	+1.435	15:30:26.790

Lap	Lap Tm	Diff	Time of Day
(311) PERGL Miroslav			

Lap	Lap Tm	Diff	Time of Day
1	54.144	+3.870	15:19:28.758
2	51.698	+1.424	15:20:20.456
3	52.124	+1.850	15:21:12.580
4	52.174	+1.900	15:22:04.754
5	50.701	+0.427	15:22:55.455
6	50.415	+0.141	15:23:45.870
7	50.804	+0.530	15:24:36.674
8	50.621	+0.347	15:25:27.295
9	50.450	+0.176	15:26:17.745
10	51.825	+1.551	15:27:09.570
11	50.936	+0.662	15:28:00.506
12	50.444	+0.170	15:28:50.950
13	50.274		15:29:41.224
14	51.603	+1.329	15:30:32.827

Lap	Lap Tm	Diff	Time of Day
(25) BERES Peter			
1	52.900	+2.251	15:19:25.671
2	51.049	+0.400	15:20:16.720
3	50.827	+0.178	15:21:07.547
4	51.514	+0.865	15:21:59.061
5	50.989	+0.340	15:22:50.050
6	51.578	+0.929	15:23:41.628
7	50.649		15:24:32.277
8	51.193	+0.544	15:25:23.470
9	51.936	+1.287	15:26:15.406
10	51.716	+1.067	15:27:07.122
11	51.315	+0.666	15:27:58.437
12	51.145	+0.496	15:28:49.582
13	51.006	+0.357	15:29:40.588
14	52.976	+2.327	15:30:33.564

Lap	Lap Tm	Diff	Time of Day
(86) JAN Marek			
1	55.897	+5.785	15:19:32.635
2	51.406	+1.294	15:20:24.041
3	50.262	+0.150	15:21:14.303
4	52.339	+2.227	15:22:06.642
5	51.543	+1.431	15:22:58.185
6	51.371	+1.259	15:23:49.556
7	51.863	+1.751	15:24:41.419
8	52.323	+2.211	15:25:33.742
9	50.653	+0.541	15:26:24.395
10	51.782	+1.670	15:27:16.177
11	55.114	+5.002	15:28:11.291
12	50.187	+0.075	15:29:01.478
13	50.112		15:29:51.590
14	50.669	+0.557	15:30:42.259

Lap	Lap Tm	Diff	Time of Day
(185) HALLOVÁ Tereza			
1	55.888	+4.876	15:19:29.730
2	52.311	+1.299	15:20:22.041
3	51.822	+0.810	15:21:13.863
4	52.249	+1.237	15:22:06.112
5	51.570	+0.558	15:22:57.682
6	52.852	+1.840	15:23:50.534
7	52.437	+1.425	15:24:42.971
8	53.137	+2.125	15:25:36.108
9	51.435	+0.423	15:26:27.543
10	51.012		15:27:18.555
11	53.440	+2.428	15:28:11.995
12	51.372	+0.360	15:29:03.367
13	51.263	+0.251	15:29:54.630
14	51.078	+0.066	15:30:45.708

Lap	Lap Tm	Diff	Time of Day
(111) WERNER Eduard			
1	54.274	+3.104	15:19:27.496
2	53.560	+2.390	15:20:21.056

Lap	Lap Tm	Diff	Time of Day
3	52.123	+0.953	15:21:13.179
4	52.228	+1.058	15:22:05.407
5	51.379	+0.209	15:22:56.786
6	51.887	+0.717	15:23:48.673
7	51.824	+0.654	15:24:40.497
8	52.829	+1.659	15:25:33.326
9	52.691	+1.521	15:26:26.017
10	51.813	+0.643	15:27:17.830
11	52.965	+1.795	15:28:10.795
12	52.058	+0.888	15:29:02.853
13	51.170		15:29:54.023
14	52.016	+0.846	15:30:46.039

Lap	Lap Tm	Diff	Time of Day
(7) SOKOL Radek			
1	54.934	+1.867	15:19:30.251
2	53.067		15:20:23.318
3	53.572	+0.505	15:21:16.890
4	53.182	+0.115	15:22:10.072
5	53.284	+0.217	15:23:03.356
6	53.523	+0.456	15:23:56.879
7	53.505	+0.438	15:24:50.384
8	53.287	+0.220	15:25:43.671
9	53.294	+0.227	15:26:36.965
10	53.618	+0.551	15:27:30.583
11	53.427	+0.360	15:28:24.010
12	53.541	+0.474	15:29:17.551
13	53.463	+0.396	15:30:11.014

Lap	Lap Tm	Diff	Time of Day
(1) SVEJDA Róbert			
1	56.534	+3.537	15:19:32.096
2	53.307	+0.310	15:20:25.403
3	52.997		15:21:18.400
4	53.682	+0.685	15:22:12.082
5	53.328	+0.331	15:23:05.410
6	53.497	+0.500	15:23:58.907
7	53.901	+0.904	15:24:52.808
8	53.749	+0.752	15:25:46.557
9	54.810	+1.813	15:26:41.367
10	55.292	+2.295	15:27:36.659
11	53.694	+0.697	15:28:30.353
12	54.634	+1.637	15:29:24.987
13	54.540	+1.543	15:30:19.527

Lap	Lap Tm	Diff	Time of Day
(251) SOLIK Jakub			
1	58.816	+5.996	15:19:35.339
2	54.742	+1.922	15:20:30.081
3	53.721	+0.901	15:21:23.802
4	54.547	+1.727	15:22:18.349
5	52.820		15:23:11.169
6	53.759	+0.939	15:24:04.928
7	53.726	+0.906	15:24:58.654
8	53.794	+0.974	15:25:52.448
9	54.932	+2.112	15:26:47.380
10	53.874	+1.054	15:27:41.254
11	53.866	+1.046	15:28:35.120
12	1:01.407	+8.587	15:29:36.527
13	59.219	+6.399	15:30:35.746

Lap	Lap Tm	Diff	Time of Day
(146) ZUCHOVSKY Lukas			
1	58.002	+3.973	15:19:34.020
2	55.259	+1.230	15:20:29.279
3	54.059	+0.030	15:21:23.338
4	54.557	+0.528	15:22:17.895
5	55.619	+1.590	15:23:13.514
6	55.355	+1.326	15:24:08.869
7	55.185	+1.156	15:25:04.054

Orbits



SMF Slovakian Supermoto (Vyskov,CZE)

Lapchart

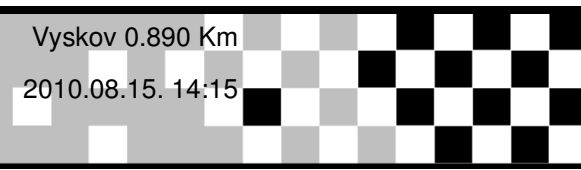
Race 2 -2. Finale

Vyskov 0.890 Km

Hobby, Junior, Senior

2010.08.15. 14:15

Race (10:00 and 2 Laps) started at 15:18:20



Competitors	Laps														
	0	1	2	3	4	5	6	7	8	9	10	11	12	13	14
KNEZOVIC Juraj (54)	1	54	54	54	54	54	54	54	54	54	54	54	54	54	54
POTUZAK Vladimir (70)	2	70	112	112	112	112	112	112	112	112	112	112	112	112	112
PANASKO Ladislav (112)	3	112	70	70	70	70	70	70	70	70	70	70	70	70	70
KLVAC Tomas (72)	4	72	25	25	25	25	25	25	25	45	45	45	45	45	45
BERES Peter (25)	5	25	72	72	72	45	45	45	45	45	25	25	25	25	311
WERNER Eduard (111)	6	111	111	45	45	72	311	311	311	311	311	311	311	311	25
HALLOVÁ Tereza (185)	7	185	45	311	311	311	111	111	111	111	86	86	111	86	86
KNEZOVIC Peter (45)	8	45	311	111	111	111	72	72	86	86	111	111	86	111	185
PERGL Miroslav (311)	9	311	185	185	185	185	86	72	185	185	185	185	185	185	111
SOKOL Radek (7)	10	7	7	7	86	86	86	185	185	7	7	7	7	7	7
SVEJDA Róbert (1)	11	1	1	86	7	7	7	7	7	1	1	1	1	1	1
ZUCHOVSKY Lukas (146)	12	146	86	1	1	1	1	1	1	251	251	251	251	251	251
KUTLAK Jozef (13)	13	13	146	146	146	146	251	251	251	146	146	146	146	146	146
SOLIK Jakub (251)	14	251	13	251	251	251	146	146	146	13	13	13	13	13	13
JAN Marek (86)	15	86	251	13	13	13	13	13	13	3	3	3	3	3	3
MALINOVSKY Matej (3)	16	3	3	3	3	3	3	3	3	218	218	218	218		
ing. SOLIK Lubomir (218)	17	218	218	218	218	218	218	218	218						

SMF Slovakian Supermoto (Vyskov,CZE)

Total Results

Vyskov 0.890 Km

Total Hobby + Senior + Junior

Pos	No.	Name	Nat.	Make	Class	R1.	R2.	Total points
HOBBY								
1	112	PANASKO Ladislav	SK	Honda	HOBBY	25	25	50
2	25	BERES Peter	SK	Husqvarna	HOBBY	20	22	42
3	86	JAN Marek	CZ	Honda	HOBBY	22	20	42
4	1	SVEJDA Róbert	SK	Husaberg	HOBBY	18	18	36
5	146	ZUCHOVSKY Lukas	SK	Honda	HOBBY	16	16	32
6	13	KUTLAK Jozef	SK	KTM	HOBBY	0	15	15
JUNIOR								
1	111	WERNER Eduard	SK	Yamaha	JUNIOR	25	22	47
2	185	HALLOVÁ Tereza	CZ	KTM	JUNIOR	20	25	45
3	7	SOKOL Radek	CZ	Kawasaki	JUNIOR	18	20	38
4	251	SOLIK Jakub	SK	Husaberg	JUNIOR	16	18	34
5	3	MALINOVSKY Matej	SK	Honda	JUNIOR	15	16	31
6	72	KLVAC Tomas	CZ	KTM	JUNIOR	22	0	22
SENIOR								
1	54	KNEZOVIC Juraj	SK	Husaberg	SENIOR	25	25	50
2	70	POTUZAK Vladimir	CZ	Husaberg	SENIOR	22	22	44
3	311	PERGL Miroslav	CZ	Husaberg	SENIOR	20	18	38
4	218	ing. SOLIK Lubomir	SK	Husaberg	SENIOR	18	16	34
5	45	KNEZOVIC Peter	SK	Honda	SENIOR	0	20	20