



Monor
Hódmezővásárhely
Piliscsév
Nyársapát
Kóka
Tápióbratske
Csolnok
Kőszárhegy

Magyar Köztársaság Nemzetközi
Motocross Bajnokság
Hungarian Int. MX Championship

Int. MX OB 8.f (Kőszárhegy)

Sorted on Best Lap time

Free Practice - Szabad Edzés

Kőszárhegy 1,800 Km

1.osztály MX1/MX2

2010.09.05. 10:05

Practice started at 10:05:24

Pos	PIC	No.	Name	Club	Make	Class	Best Tm	Diff	Laps	In Lap
1	1	42	SZVOBODA Bence	Paksi Autó és Motorsport Egyesület	KTM	I.o. MX1	1:41.759		6	3
2	2	288	STOICHESCU Mihai	Románia	Honda	I.o. MX1	1:42.616	0.857	7	6
3	1	141	HUGYECZ Erik	MAMI Yamaha Fehér	Yamaha	I.o. MX2	1:42.900	1.141	9	8
4	3	9	DÉCZI Balázs	Suzuki Hollós Racing Team MSE	Suzuki	I.o. MX1	1:43.183	1.424	11	10
5	4	266	BORKA János	Kawasaki Magyarország Motorsport Egyesület	Kawasaki	I.o. MX1	1:43.343	1.584	8	7
6	5	8	LÉCZ Gergely	Real Motorcentrum Motorsport Egyesület	Suzuki	I.o. MX1	1:43.499	1.740	5	4
7	6	4	CZUNI László	Románia - Suzuki Hollós RT	Suzuki	I.o. MX1	1:43.573	1.814	8	7
8	7	20	KERNER László	Real Motorcentrum Motorsport Egyesület	Honda	I.o. MX1	1:43.744	1.985	12	11
9	2	102	NAGY Alex	Center Motorsport Club	KTM	I.o. MX2	1:44.113	2.354	8	7
10	3	811	HUYSMANS Jimmy	MAMI Yamaha Fehér	Yamaha	I.o. MX2	1:44.122	2.363	9	8
11	4	7	ADAMEK Imre	Langer Motorsport Zomba	KTM	I.o. MX2	1:46.195	4.436	9	7
12	8	81	SZÉP-HORVÁTH Arnold	Kőszárhegyi Motocross Club	KTM	I.o. MX1	1:47.150	5.391	12	10
13	5	49	PÁL Markó	MX Maximum Energy Team	Kawasaki	I.o. MX2	1:47.922	6.163	8	7
14	6	321	FIRTOSVÁRI Gábor	Kawasaki Magyarország Motorsport Egyesület	Kawasaki	I.o. MX2	1:49.254	7.495	6	4
15	7	2	HUJBER Péter	Real Motorcentrum Motorsport Egyesület	KTM	I.o. MX2	1:49.896	8.137	11	11
16	8	101	BÓDIS Roland	Center Motorsport Club	KTM	I.o. MX2	1:53.827	12.068	8	4
17	9	124	BERKES Dániel	MAMI Yamaha Fehér	Yamaha	I.o. MX2	1:54.668	12.909	9	9
18	10	10	MAROSI Dávid	Real Motorcentrum Motorsport Egyesület	Suzuki	I.o. MX2	1:54.676	12.917	8	6
19	11	85	SOÓKY Zsolt	Integrál Motoros Klub	Honda	I.o. MX2				0

Orbits

Fülöp Ferenc

Pál László

Glück Csaba

Versenyigazgató

Zsúrielnök

Időmérés vezetője

Printed: 2010.09.05. 10:38:58





Monor
Hódmezővásárhely
Piliscsév
Nyársapát
Kóka
Táplóbitske
Csolnok
Kőszárhegy

Magyar Köztársaság Nemzetközi Motocross Bajnokság Hungarian Int. MX Championship

Int. MX OB 8.f (Kőszárhegy)

Free Practice - Szabad Edzés

Kőszárhegy 1,800 Km

1.osztály MX1/MX2

2010.09.05. 10:05

Practice started at 10:05:24

Lap	Lap Tm	Diff	Time of Day
(42) SZVOBODA Bence			
1	1:54.690	+12.931	10:10:22.843
2	2:31.359	+49.600	10:12:54.202
3	1:41.759		10:14:35.961
4	4:26.390	+2:44.631	10:19:02.351
5	1:56.392	+14.633	10:20:58.743
6	1:48.680	+6.921	10:22:47.423

Lap	Lap Tm	Diff	Time of Day
(288) STOICHESCU Mihai			
1	2:16.929	+34.313	10:09:39.037
2	1:47.607	+4.991	10:11:26.644
3	1:46.364	+3.748	10:13:13.008
4	1:44.725	+2.109	10:14:57.733
5	7:23.895	+5:41.279	10:22:21.628
6	1:42.616		10:24:04.244
7	6:08.378	+4:25.762	10:30:12.622

Lap	Lap Tm	Diff	Time of Day
(141) HUGYECZ Erik			
1	1:56.157	+13.257	10:09:37.636
2	3:04.650	+1:21.750	10:12:42.286
3	2:06.572	+23.672	10:14:48.858
4	3:06.949	+1:24.049	10:17:55.807
5	1:44.567	+1.667	10:19:40.374
6	1:57.102	+14.202	10:21:37.476
7	3:06.229	+1:23.329	10:24:43.705
8	1:42.900		10:26:26.605
9	3:48.937	+2:06.037	10:30:15.542

Lap	Lap Tm	Diff	Time of Day
(9) DÉCZI Balázs			
1	1:54.379	+11.196	10:10:28.718
2	1:48.147	+4.964	10:12:16.865
3	1:50.832	+7.649	10:14:07.697
4	1:46.216	+3.033	10:15:53.913
5	1:47.932	+4.749	10:17:41.845
6	1:57.314	+14.131	10:19:39.159
7	3:16.894	+1:33.711	10:22:56.053
8	1:52.683	+9.500	10:24:48.736
9	1:48.594	+5.411	10:26:37.330
10	1:43.183		10:28:20.513
11	1:59.150	+15.967	10:30:19.663

Lap	Lap Tm	Diff	Time of Day
(266) BORKA János			
1	1:51.390	+8.047	10:10:51.977
2	1:47.124	+3.781	10:12:39.101
3	5:30.675	+3:47.332	10:18:09.776
4	1:44.902	+1.559	10:19:54.678
5	2:54.042	+1:10.699	10:22:48.720
6	4:10.741	+2:27.398	10:26:59.461
7	1:43.343		10:28:42.804
8	2:46.582	+1:03.239	10:31:29.386

Lap	Lap Tm	Diff	Time of Day
(8) LÉCZ Gergely			
1	1:59.560	+16.061	10:13:18.952
2	1:48.006	+4.507	10:15:06.958
3	6:32.333	+4:48.834	10:21:39.291
4	1:43.499		10:23:22.790
5	2:12.852	+29.353	10:25:35.642

Lap	Lap Tm	Diff	Time of Day
(4) CZUNI László			
1	4:35.514	+2:51.941	10:12:36.156
2	2:28.382	+44.809	10:15:04.538
3	1:45.748	+2.175	10:16:50.286
4	2:17.811	+34.238	10:19:08.097
5	1:46.996	+3.423	10:20:55.093
6	4:46.988	+3:03.415	10:25:42.081

Lap	Lap Tm	Diff	Time of Day
7	1:43.573		10:27:25.654
8	4:07.509	+2:23.936	10:31:33.163

Lap	Lap Tm	Diff	Time of Day
(20) KERNER László			
1	1:56.246	+12.502	10:10:07.166
2	1:51.961	+8.217	10:11:59.127
3	1:51.462	+7.718	10:13:50.589
4	1:51.250	+7.506	10:15:41.839
5	3:01.498	+1:17.754	10:18:43.337
6	1:51.476	+7.732	10:20:34.813
7	1:49.340	+5.596	10:22:24.153
8	1:46.755	+3.011	10:24:10.908
9	1:47.447	+3.703	10:25:58.355
10	1:44.454	+0.710	10:27:42.809
11	1:43.744		10:29:26.553
12	2:03.722	+19.978	10:31:30.275

Lap	Lap Tm	Diff	Time of Day
(102) NAGY Alex			
1	1:51.741	+7.628	10:09:28.858
2	3:32.670	+1:48.557	10:13:01.528
3	1:48.989	+4.876	10:14:50.517
4	1:46.746	+2.633	10:16:37.263
5	4:55.011	+3:10.898	10:21:32.274
6	1:44.901	+0.788	10:23:17.175
7	1:44.113		10:25:01.288
8	5:51.667	+4:07.554	10:30:52.955

Lap	Lap Tm	Diff	Time of Day
(811) HUYSMANS Jimmy			
1	1:59.345	+15.223	10:09:53.632
2	1:51.092	+6.970	10:11:44.724
3	1:48.103	+3.981	10:13:32.827
4	1:47.718	+3.596	10:15:20.545
5	4:41.077	+2:56.955	10:20:01.622
6	1:45.484	+1.362	10:21:47.106
7	1:56.623	+12.501	10:23:43.729
8	1:44.122		10:25:27.851
9	2:05.367	+21.245	10:27:33.218

Lap	Lap Tm	Diff	Time of Day
(7) ADAMEK Imre			
1	1:54.547	+8.352	10:09:46.084
2	1:51.352	+5.157	10:11:37.436
3	1:49.782	+3.587	10:13:27.218
4	2:32.434	+46.239	10:15:59.652
5	1:47.890	+1.695	10:17:47.542
6	3:04.364	+1:18.169	10:20:51.906
7	1:46.195		10:22:38.101
8	3:00.014	+1:13.819	10:25:38.115
9	3:10.220	+1:24.025	10:28:48.335

Lap	Lap Tm	Diff	Time of Day
(81) SZÉP-HORVÁTH Arnold			
1	1:56.066	+8.916	10:09:54.825
2	1:51.734	+4.584	10:11:46.559
3	1:49.588	+2.438	10:13:36.147
4	2:04.568	+17.418	10:15:40.715
5	1:56.130	+8.980	10:17:36.845
6	1:57.798	+10.648	10:19:34.643
7	1:53.375	+6.225	10:21:28.018
8	1:54.211	+7.061	10:23:22.229
9	1:56.590	+9.440	10:25:18.819
10	1:47.150		10:27:05.969
11	2:22.159	+35.009	10:29:28.128
12	1:51.884	+4.734	10:31:20.012

Lap	Lap Tm	Diff	Time of Day
(49) PÁL Markó			
1	2:09.409	+21.487	10:09:57.052
2	1:56.292	+8.370	10:11:53.344

Lap	Lap Tm	Diff	Time of Day
3	1:51.753	+3.831	10:13:45.097
4	1:50.910	+2.988	10:15:36.007
5	5:21.818	+3:33.896	10:20:57.825
6	1:53.624	+5.702	10:22:51.449
7	1:47.922		10:24:39.371
8	5:23.898	+3:35.976	10:30:03.269

Lap	Lap Tm	Diff	Time of Day
(321) FIRTOSVÁRI Gábor			
1	1:54.970	+5.716	10:10:02.404
2	1:54.271	+5.017	10:11:56.675
3	4:25.963	+2:36.709	10:16:22.638
4	1:49.254		10:18:11.892
5	2:07.401	+18.147	10:20:19.293
6	9:37.859	+7:48.605	10:29:57.152

Lap	Lap Tm	Diff	Time of Day
(2) HUJBER Péter			
1	2:00.890	+10.994	10:10:31.509
2	2:01.360	+11.464	10:12:32.869
3	2:18.797	+28.901	10:14:51.666
4	1:52.185	+2.289	10:16:43.851
5	2:05.756	+15.860	10:18:49.607
6	1:50.976	+1.080	10:20:40.583
7	1:50.899	+1.003	10:22:31.482
8	2:14.918	+25.022	10:24:46.400
9	2:02.391	+12.495	10:26:48.791
10	1:51.152	+1.256	10:28:39.943
11	1:49.896		10:30:29.839

Lap	Lap Tm	Diff	Time of Day
(101) BÓDIS Roland			
1	2:00.766	+6.939	10:10:47.955
2	2:00.742	+6.915	10:12:48.697
3	2:20.482	+26.655	10:15:09.179
4	1:53.827		10:17:03.006
5	2:07.250	+13.423	10:19:10.256
6	1:54.632	+0.805	10:21:04.888
7	2:07.078	+13.251	10:23:11.966
8	6:28.505	+4:34.678	10:29:40.471

Lap	Lap Tm	Diff	Time of Day
(124) BERKES Dániel			
1	2:05.929	+11.261	10:09:51.909
2	2:00.483	+5.815	10:11:52.392
3	2:02.983	+8.315	10:13:55.375
4	4:27.764	+2:33.096	10:18:23.139
5	2:00.308	+5.640	10:20:23.447
6	2:00.272	+5.604	10:22:23.719
7	2:01.915	+7.247	10:24:25.634
8	4:34.870	+2:40.202	10:29:00.504
9	1:54.668		10:30:55.172

Lap	Lap Tm	Diff	Time of Day
(10) MAROSI Dávid			
1	2:12.207	+17.531	10:10:27.248
2	2:07.839	+13.163	10:12:35.087
3	2:15.593	+20.917	10:14:50.680
4	2:54.478	+59.802	10:17:45.158
5	1:56.719	+2.043	10:19:41.877
6	1:54.676		10:21:36.553
7	2:02.308	+7.632	10:23:38.861
8	7:34.767	+5:40.091	10:31:13.628

Orbits

Fülöp Ferenc Pál László Glück Csaba
Versenyigazgató Zsúrielnök Időmérés vezetője



Printed: 2010.09.05. 10:39:12



Monor
Hódmezővásárhely
Piliscsév
Nyársapát
Kóka
Tápióbratske
Csolnok
Kőszárhegy

Magyar Köztársaság Nemzetközi
Motocross Bajnokság
Hungarian Int. MX Championship

Int. MX OB 8.f (Kőszárhegy)

Sorted on Best Lap time

Qualifying - Mért Edzés

Kőszárhegy 1,800 Km

1.osztály MX1/MX2

2010.09.05. 11:40

Qualifying started at 11:38:59

Pos	PIC	No.	Name	Club	Make	Class	Best Tm	Diff	Laps	In Lap
1	1	42	SZVOBODA Bence	Paksi Autó és Motorsport Egyesület	KTM	I.o. MX1	1:33.995		10	10
2	2	266	BORKA János	Kawasaki Magyarország Motorsport Egyesület	Kawasaki	I.o. MX1	1:36.225	2.230	10	8
3	1	141	HUGYECZ Erik	MAMI Yamaha Fehér	Yamaha	I.o. MX2	1:37.318	3.323	12	7
4	3	8	LÉCZ Gergely	Real Motorcentrum Motorsport Egyesület	Suzuki	I.o. MX1	1:37.471	3.476	5	3
5	2	102	NAGY Alex	Center Motorsport Club	KTM	I.o. MX2	1:37.504	3.509	10	8
6	4	9	DÉCZI Balázs	Suzuki Hollós Racing Team MSE	Suzuki	I.o. MX1	1:37.787	3.792	11	3
7	5	4	CZUNI László	Románia - Suzuki Hollós RT	Suzuki	I.o. MX1	1:38.076	4.081	10	7
8	3	811	HUYSMANS Jimmy	MAMI Yamaha Fehér	Yamaha	I.o. MX2	1:38.505	4.510	6	4
9	4	7	ADAMEK Imre	Langer Motorsport Zomba	KTM	I.o. MX2	1:39.173	5.178	10	3
10	6	20	KERNER László	Real Motorcentrum Motorsport Egyesület	Honda	I.o. MX1	1:39.360	5.365	11	5
11	5	321	FIRTOSVÁRI Gábor	Kawasaki Magyarország Motorsport Egyesület	Kawasaki	I.o. MX2	1:39.781	5.786	8	4
12	7	288	STOICHESCU Mihai	Románia	Honda	I.o. MX1	1:40.292	6.297	2	1
13	6	49	PÁL Markó	MX Maximum Energy Team	Kawasaki	I.o. MX2	1:40.560	6.565	10	4
14	8	81	SZÉP-HORVÁTH Arnold	Kőszárhegyi Motocross Club	KTM	I.o. MX1	1:41.220	7.225	9	6
15	7	124	BERKES Dániel	MAMI Yamaha Fehér	Yamaha	I.o. MX2	1:41.315	7.320	10	9
16	8	2	HUJBER Péter	Real Motorcentrum Motorsport Egyesület	KTM	I.o. MX2	1:42.175	8.180	11	5
17	9	101	BÓDIS Roland	Center Motorsport Club	KTM	I.o. MX2	1:42.508	8.513	9	4
18	10	10	MAROSI Dávid	Real Motorcentrum Motorsport Egyesület	Suzuki	I.o. MX2	1:43.201	9.206	11	5
19	11	85	SOÓKY Zsolt	Integrál Motoros Klub	Honda	I.o. MX2	1:45.968	11.973	12	8

Orbits

Fülöp Ferenc

Pál László

Glück Csaba

Versenyigazgató

Zsúrielnök

Időmérés vezetője

Printed: 2010.09.05. 12:07:12





Monor
Hódmezővásárhely
Piliscsév
Nyársapát
Kóka
Táplói-Iszka
Csolnok
Kőszárhegy

Magyar Köztársaság Nemzetközi Motocross Bajnokság Hungarian Int. MX Championship

Int. MX OB 8.f (Kőszárhegy)

Qualifying - Mért Edzés

Kőszárhegy 1,800 Km

1.osztály MX1/MX2

2010.09.05. 11:40

Qualifying started at 11:38:59

Lap	Lap Tm	Diff	Time of Day
(42) SZVOBODA Bence			
1	1:36.209	+2.214	11:43:55.212
2	2:03.558	+29.563	11:45:58.770
3	1:35.387	+1.392	11:47:34.157
4	3:03.593	+1:29.598	11:50:37.750
5	1:34.545	+0.550	11:52:12.295
6	2:00.008	+26.013	11:54:12.303
7	1:34.380	+0.385	11:55:46.683
8	4:13.870	+2:39.875	12:00:00.553
9	2:06.954	+32.959	12:02:07.507
10	1:33.995		12:03:41.502

(266) BORKA János			
1	1:38.708	+2.483	11:43:46.315
2	2:31.616	+55.391	11:46:17.931
3	1:37.762	+1.537	11:47:55.693
4	2:55.568	+1:19.343	11:50:51.261
5	1:36.502	+0.277	11:52:27.763
6	2:27.768	+51.543	11:54:55.531
7	1:46.749	+10.524	11:56:42.280
8	1:36.225		11:58:18.505
9	3:54.274	+2:18.049	12:02:12.779
10	2:18.457	+42.232	12:04:31.236

(141) HUGYECZ Erik			
1	1:38.289	+0.971	11:42:33.563
2	2:02.322	+25.004	11:44:35.885
3	1:37.979	+0.661	11:46:13.864
4	2:51.490	+1:14.172	11:49:05.354
5	1:52.508	+15.190	11:50:57.862
6	1:56.339	+19.021	11:52:54.201
7	1:37.318		11:54:31.519
8	2:52.626	+1:15.308	11:57:24.145
9	2:02.982	+25.664	11:59:27.127
10	1:49.213	+11.895	12:01:16.340
11	1:47.725	+10.407	12:03:04.065
12	1:48.533	+11.215	12:04:52.598

(8) LÉCZ Gergely			
1	1:45.986	+8.515	11:44:23.017
2	1:57.748	+20.277	11:46:20.765
3	1:37.471		11:47:58.236
4	8:18.554	+6:41.083	11:56:16.790
5	2:52.505	+1:15.034	11:59:09.295

(102) NAGY Alex			
1	1:40.071	+2.567	11:42:32.385
2	3:17.217	+1:39.713	11:45:49.602
3	1:38.829	+1.325	11:47:28.431
4	2:20.496	+42.992	11:49:48.927
5	3:40.555	+2:03.051	11:53:29.482
6	1:38.022	+0.518	11:55:07.504
7	3:08.553	+1:31.049	11:58:16.057
8	1:37.504		11:59:53.561
9	1:38.734	+1.230	12:01:32.295
10	3:55.873	+2:18.369	12:05:28.168

(9) DÉCZI Balázs			
1	1:39.481	+1.694	11:43:57.077
2	2:03.458	+25.671	11:46:00.535
3	1:37.787		11:47:38.322
4	2:03.761	+25.974	11:49:42.083
5	1:38.774	+0.987	11:51:20.857
6	2:04.651	+26.864	11:53:25.508
7	3:39.948	+2:02.161	11:57:05.456

8	1:43.404	+5.617	11:58:48.860
9	1:40.809	+3.022	12:00:29.669
10	1:39.813	+2.026	12:02:09.482
11	2:11.716	+33.929	12:04:21.198

(4) CZUNI László			
1	1:40.730	+2.654	11:43:01.568
2	1:41.222	+3.146	11:44:42.790
3	4:02.815	+2:24.739	11:48:45.605
4	1:39.641	+1.565	11:50:25.246
5	3:25.809	+1:47.733	11:53:51.055
6	1:45.121	+7.045	11:55:36.176
7	1:38.076		11:57:14.252
8	2:53.859	+1:15.783	12:00:08.111
9	1:38.670	+0.594	12:01:46.781
10	4:07.151	+2:29.075	12:05:53.932

(811) HUYSMANS Jimmy			
1	1:39.404	+0.899	11:44:05.804
2	1:39.012	+0.507	11:45:44.816
3	2:09.682	+31.177	11:47:54.498
4	1:38.505		11:49:33.003
5	1:38.854	+0.349	11:51:11.857
6	3:22.203	+1:43.698	11:54:34.060

(7) ADAMEK Imre			
1	1:40.230	+1.057	11:42:38.660
2	2:23.876	+44.703	11:45:02.536
3	1:39.173		11:46:41.709
4	2:13.718	+34.545	11:48:55.427
5	2:04.318	+25.145	11:50:59.745
6	1:39.522	+0.349	11:52:39.267
7	4:04.652	+2:25.479	11:56:43.919
8	2:31.289	+52.116	11:59:15.208
9	1:39.370	+0.197	12:00:54.578
10	3:04.034	+1:24.861	12:03:58.612

(20) KERNER László			
1	2:53.660	+1:14.300	11:45:06.056
2	1:40.574	+1.214	11:46:46.630
3	1:39.701	+0.341	11:48:26.331
4	1:40.081	+0.721	11:50:06.412
5	1:39.360		11:51:45.772
6	2:43.806	+1:04.446	11:54:29.578
7	2:19.296	+39.936	11:56:48.874
8	2:06.333	+26.973	11:58:55.207
9	1:39.862	+0.502	12:00:35.069
10	1:39.780	+0.420	12:02:14.849
11	1:59.428	+20.068	12:04:14.277

(321) FIRTOSVÁRI Gábor			
1	1:41.043	+1.262	11:43:23.586
2	1:59.555	+19.774	11:45:23.141
3	6:13.764	+4:33.983	11:51:36.905
4	1:39.781		11:53:16.686
5	2:07.802	+28.021	11:55:24.488
6	4:55.347	+3:15.566	12:00:19.835
7	2:41.389	+1:01.608	12:03:01.224
8	2:24.142	+44.361	12:05:25.366

(288) STOICHESCU Mihai			
1	1:40.292		11:42:20.688
2	2:53.036	+1:12.744	11:45:13.724

(49) PÁL Markó			
1	1:44.072	+3.512	11:42:45.255

2	1:42.584	+2.024	11:44:27.839
3	3:54.770	+2:14.210	11:48:22.609
4	1:40.560		11:50:03.169
5	2:06.637	+26.077	11:52:09.806
6	5:00.833	+3:20.273	11:57:10.639
7	1:42.369	+1.809	11:58:53.008
8	2:06.660	+26.100	12:00:59.668
9	1:55.149	+14.589	12:02:54.817
10	2:47.776	+1:07.216	12:05:42.593

(81) SZÉP-HORVÁTH Arnold			
1	1:42.398	+1.178	11:42:29.217
2	1:41.812	+0.592	11:44:11.029
3	1:41.304	+0.084	11:45:52.333
4	4:50.735	+3:09.515	11:50:43.068
5	1:50.819	+9.599	11:52:33.887
6	1:41.220		11:54:15.107
7	2:12.558	+31.338	11:56:27.665
8	1:42.096	+0.876	11:58:09.761
9	6:02.104	+4:20.884	12:04:11.865

(124) BERKES Dániel			
1	1:46.028	+4.713	11:42:52.052
2	1:44.944	+3.629	11:44:36.996
3	3:53.212	+2:11.897	11:48:30.208
4	1:54.638	+13.323	11:50:24.846
5	1:54.407	+13.092	11:52:19.253
6	1:42.532	+1.217	11:54:01.785
7	2:01.686	+20.371	11:56:03.471
8	4:08.283	+2:26.968	12:00:11.754
9	1:41.315		12:01:53.069
10	4:04.379	+2:23.064	12:05:57.448

(2) HUBBER Péter			
1	1:45.833	+3.658	11:43:22.681
2	1:44.813	+2.638	11:45:07.494
3	1:42.534	+0.359	11:46:50.028
4	1:43.058	+0.883	11:48:33.086
5	1:42.175		11:50:15.261
6	2:17.403	+35.228	11:52:32.664
7	4:34.452	+2:52.277	11:57:07.116
8	1:49.267	+7.092	11:58:56.383
9	1:42.184	+0.009	12:00:38.567
10	1:44.584	+2.409	12:02:23.151
11	1:47.704	+5.529	12:04:10.855

(101) BÓDIS Roland			
1	2:48.282	+1:05.774	11:45:19.987
2	1:43.509	+1.001	11:47:03.496
3	2:20.940	+38.432	11:49:24.436
4	1:42.508		11:51:06.944
5	2:39.974	+57.466	11:53:46.918
6	2:04.419	+21.911	11:55:51.337
7	1:43.732	+1.224	11:57:35.069
8	5:09.259	+3:26.751	12:02:44.328
9	1:49.351	+6.843	12:04:33.679

(10) MAROSI Dávid			
1	1:43.668	+0.467	11:42:42.771
2	1:44.172	+0.971	11:44:26.943
3	2:25.292	+42.091	11:46:52.235
4	1:43.482	+0.281	11:48:35.717
5	1:43.201		11:50:18.918
6	1:58.139	+14.938	11:52:17.057
7	2:44.933	+1:01.732	11:55:01.990
8	1:43.711	+0.510	11:56:45.701

Orbits

Fülöp Ferenc

Pál László

Glück Csaba

Versenyigazgató

Zsúrielnök

Időmérés vezetője

Printed: 2010.09.05. 12:07:27





Monor
Hódmezővásárhely
Piliscsév
Nyársapát
Kóka
Tápióbratske
Csolnok
Kőszárhegy

Magyar Köztársaság Nemzetközi
Motocross Bajnokság
Hungarian Int. MX Championship

Int. MX OB 8.f (Kőszárhegy)

Qualifying - Mért Edzés

Kőszárhegy 1,800 Km

1.osztály MX1/MX2

2010.09.05. 11:40

Qualifying started at 11:38:59

Lap	Lap Tm	Diff	Time of Day
9	1:44.406	+1.205	11:58:30.107
10	1:44.161	+0.960	12:00:14.268
11	3:57.825	+2:14.624	12:04:12.093

(85) SOÓKY Zsolt

Lap	Lap Tm	Diff	Time of Day
1	1:53.549	+7.581	11:42:57.618
2	1:55.174	+9.206	11:44:52.792
3	1:55.706	+9.738	11:46:48.498
4	1:51.416	+5.448	11:48:39.914
5	2:20.378	+34.410	11:51:00.292
6	1:47.908	+1.940	11:52:48.200
7	2:15.637	+29.669	11:55:03.837
8	1:45.968		11:56:49.805
9	2:21.130	+35.162	11:59:10.935
10	2:06.750	+20.782	12:01:17.685
11	2:06.296	+20.328	12:03:23.981
12	2:05.542	+19.574	12:05:29.523

Lap Lap Tm Diff Time of Day

Lap Lap Tm Diff Time of Day



Monor
Hódmezővásárhely
Piliscsév
Nyársapát
Kóka
Táplóbitsike
Csolnok
Kőszárhegy

Magyar Köztársaság Nemzetközi Motocross Bajnokság Hungarian Int. MX Championship

Int. MX OB 8.f (Kőszárhegy)

Sorted on Laps

Race 1 - 1.futam

Kőszárhegy 1,800 Km

1.osztály MX1/MX2

2010.09.05. 14:35

Race (25:00 and 2 Laps) started at 14:35:02

Pos	PIC	No.	Name	Club	Make	Class	Laps	Total Tm	Diff	Best Tm	Points	L
1	1	42	SZVOBODA Bence	Paksi Autó és Motorsport Egyesület	KTM	I.o. MX1	17	29:05.136		1:35.707	25	
2	2	266	BORKA János	Kawasaki Magyarország Motorsport E	Kawasaki	I.o. MX1	17	29:47.182	42.046	1:37.310	22	
3	3	8	LÉCZ Gergely	Real Motorcentrum Motorsport Egyes	Suzuki	I.o. MX1	17	29:58.710	53.574	1:38.209	20	
4	1	811	HUYSMANS Jimmy	MAMI Yamaha Fehér	Yamaha	I.o. MX2	17	29:59.550	54.414	1:38.216	25	
5	4	4	CZUNI László	Románia - Suzuki Hollós RT	Suzuki	I.o. MX1	17	30:09.914	1:04.778	1:38.911	18	
6	5	9	DÉCZI Balázs	Suzuki Hollós Racing Team MSE	Suzuki	I.o. MX1	17	30:10.941	1:05.805	1:38.768	16	
7	6	20	KERNER László	Real Motorcentrum Motorsport Egyes	Honda	I.o. MX1	17	30:12.563	1:07.427	1:38.911	15	
8	2	102	NAGY Alex	Center Motorsport Club	KTM	I.o. MX2	17	30:17.505	1:12.369	1:39.017	22	
9	3	141	HUGYECZ Erik	MAMI Yamaha Fehér	Yamaha	I.o. MX2	17	30:25.384	1:20.248	1:39.824	20	
10	4	7	ADAMEK Imre	Langer Motorsport Zomba	KTM	I.o. MX2	16	29:08.976	1 Lap	1:41.544	18	
11	5	2	HUJBER Péter	Real Motorcentrum Motorsport Egyes	KTM	I.o. MX2	16	29:09.330	1 Lap	1:41.190	16	
12	6	321	FIRTOSVÁRI Gábor	Kawasaki Magyarország Motorsport E	Kawasaki	I.o. MX2	16	29:28.448	1 Lap	1:42.493	15	
13	7	49	PÁL Markó	MX Maximum Energy Team	Kawasaki	I.o. MX2	16	29:30.504	1 Lap	1:41.537	14	
14	8	10	MAROSI Dávid	Real Motorcentrum Motorsport Egyes	Suzuki	I.o. MX2	16	29:37.881	1 Lap	1:42.500	13	
15	9	124	BERKES Dániel	MAMI Yamaha Fehér	Yamaha	I.o. MX2	16	30:41.335	1 Lap	1:42.613	12	
16	7	81	SZÉP-HORVÁTH Arnold	Kőszárhegyi Motocross Club	KTM	I.o. MX1	15	29:24.995	2 Laps	1:43.279	14	
17	10	85	SOÓKY Zsolt	Integrál Motoros Klub	Honda	I.o. MX2	15	29:46.358	2 Laps	1:47.249	11	
18	8	288	STOICHESCU Mihai	Románia	Honda	I.o. MX1	15	29:52.215	2 Laps	1:42.166	13	
Not classified (75% = 12 Laps)												
		101	BÓDIS Roland	Center Motorsport Club	KTM	I.o. MX2	1	3:33.505	16 Laps	1:43.636	0	

Margin of Victory	Avg. Speed	Best Lap Tm	Best Speed	Best Lap by
42.046	63,124	1:35.707	67,707	42 - SZVOBODA Bence

Orbits

Fülöp Ferenc Pál László Glück Csaba
 Versenyigazgató Zsúrielnök Időmérés vezetője



Printed: 2010.09.05. 15:06:27



Monor
Hódmezővásárhely
Piliscsév
Nyársapát
Kóka
Tápióbratsike
Csolnok
Kőszárhegy

Magyar Köztársaság Nemzetközi Motocross Bajnokság Hungarian Int. MX Championship

Int. MX OB 8.f (Kőszárhegy)

Sorted on Laps

Race 1 - 1.futam

Kőszárhegy 1,800 Km

1.osztály MX1/MX2

2010.09.05. 14:35

Race (25:00 and 2 Laps) started at 14:35:02

Pos	PIC	No.	Name	Club	Make	Class	Laps	Total Tm	Diff	Best Tm	Points
I.o. MX1											
1	1	42	SZVOBODA Bence	Paksi Autó és Motorsport Egyesület	KTM	I.o. MX1	17	29:05.136		1:35.707	25
2	2	266	BORKA János	Kawasaki Magyarország Motorsport E	Kawasaki	I.o. MX1	17	29:47.182	42.046	1:37.310	22
3	3	8	LÉCZ Gergely	Real Motorcentrum Motorsport Egyes	Suzuki	I.o. MX1	17	29:58.710	53.574	1:38.209	20
4	4	4	CZUNI László	Románia - Suzuki Hollós RT	Suzuki	I.o. MX1	17	30:09.914	1:04.778	1:38.911	18
5	5	9	DÉCZI Balázs	Suzuki Hollós Racing Team MSE	Suzuki	I.o. MX1	17	30:10.941	1:05.805	1:38.768	16
6	6	20	KERNER László	Real Motorcentrum Motorsport Egyes	Honda	I.o. MX1	17	30:12.563	1:07.427	1:38.911	15
7	7	81	SZÉP-HORVÁTH Arnold	Kőszárhegyi Motocross Club	KTM	I.o. MX1	15	29:24.995	2 Laps	1:43.279	14
8	8	288	STOICHESCU Mihai	Románia	Honda	I.o. MX1	15	29:52.215	2 Laps	1:42.166	13
I.o. MX2											
1	1	811	HUYSMANS Jimmy	MAMI Yamaha Fehér	Yamaha	I.o. MX2	17	29:59.550		1:38.216	25
2	2	102	NAGY Alex	Center Motorsport Club	KTM	I.o. MX2	17	30:17.505	17.955	1:39.017	22
3	3	141	HUGYECZ Erik	MAMI Yamaha Fehér	Yamaha	I.o. MX2	17	30:25.384	25.834	1:39.824	20
4	4	7	ADAMEK Imre	Langer Motorsport Zomba	KTM	I.o. MX2	16	29:08.976	1 Lap	1:41.544	18
5	5	2	HUJBER Péter	Real Motorcentrum Motorsport Egyes	KTM	I.o. MX2	16	29:09.330	1 Lap	1:41.190	16
6	6	321	FIRTOSVÁRI Gábor	Kawasaki Magyarország Motorsport E	Kawasaki	I.o. MX2	16	29:28.448	1 Lap	1:42.493	15
7	7	49	PÁL Markó	MX Maximum Energy Team	Kawasaki	I.o. MX2	16	29:30.504	1 Lap	1:41.537	14
8	8	10	MAROSI Dávid	Real Motorcentrum Motorsport Egyes	Suzuki	I.o. MX2	16	29:37.881	1 Lap	1:42.500	13
9	9	124	BERKES Dániel	MAMI Yamaha Fehér	Yamaha	I.o. MX2	16	30:41.335	1 Lap	1:42.613	12
10	10	85	SOÓKY Zsolt	Integrál Motoros Klub	Honda	I.o. MX2	15	29:46.358	2 Laps	1:47.249	11
Not classified (75% = 12 Laps)											
		101	BÓDIS Roland	Center Motorsport Club	KTM	I.o. MX2	1	3:33.505	16 Laps	1:43.636	0

Margin of Victory	Avg. Speed	Best Lap Tm	Best Speed	Best Lap by
42.046	63,124	1:35.707	67,707	42 - SZVOBODA Bence

Orbits

Fülöp Ferenc

Pál László

Glück Csaba

Versenyigazgató

Zsúrielnök

Időmérés vezetője

Printed: 2010.09.05. 15:06:41





Monor
Hódmezővásárhely
Piliscsév
Nyársapát
Kóka
Tápóbücske
Csolnok
Kőszárhegy

Magyar Köztársaság Nemzetközi Motocross Bajnokság Hungarian Int. MX Championship

Int. MX OB 8.f (Kőszárhegy)

Race 1 - 1.futam

Kőszárhegy 1,800 Km

1.osztály MX1/MX2

2010.09.05. 14:35

Race (25:00 and 2 Laps) started at 14:35:02

Lap	Lap Tm	Diff	Time of Day
(42) SZVOBODA Bence			
1	1:36.244	+0.537	14:38:15.402
2	1:35.707		14:39:51.109
3	1:35.963	+0.256	14:41:27.072
4	1:35.859	+0.152	14:43:02.931
5	1:36.201	+0.494	14:44:39.132
6	1:36.355	+0.648	14:46:15.487
7	1:36.421	+0.714	14:47:51.908
8	1:36.327	+0.620	14:49:28.235
9	1:37.703	+1.996	14:51:05.938
10	1:37.640	+1.933	14:52:43.578
11	1:36.933	+1.226	14:54:20.511
12	1:36.686	+0.979	14:55:57.197
13	1:37.914	+2.207	14:57:35.111
14	1:36.972	+1.265	14:59:12.083
15	1:37.917	+2.210	15:00:50.000
16	1:39.018	+3.311	15:02:29.018
17	1:38.736	+3.029	15:04:07.754

Lap	Lap Tm	Diff	Time of Day
(266) BORKA János			
1	1:39.469	+2.159	14:38:24.718
2	1:38.154	+0.844	14:40:02.872
3	1:37.873	+0.563	14:41:40.745
4	1:38.133	+0.823	14:43:18.878
5	1:37.944	+0.634	14:44:56.822
6	1:38.274	+0.964	14:46:35.096
7	1:38.805	+1.495	14:48:13.901
8	1:37.310		14:49:51.211
9	1:37.717	+0.407	14:51:28.928
10	1:40.105	+2.795	14:53:09.033
11	1:37.486	+0.176	14:54:46.519
12	1:38.941	+1.631	14:56:25.460
13	1:39.041	+1.731	14:58:04.501
14	1:40.266	+2.956	14:59:44.767
15	1:39.657	+2.347	15:01:24.424
16	1:41.973	+4.663	15:03:06.397
17	1:43.403	+6.093	15:04:49.800

Lap	Lap Tm	Diff	Time of Day
(8) LÉCZ Gergely			
1	1:41.235	+3.026	14:38:26.104
2	1:39.770	+1.561	14:40:05.874
3	1:39.573	+1.364	14:41:45.447
4	1:39.197	+0.988	14:43:24.644
5	1:38.379	+0.170	14:45:03.023
6	1:38.892	+0.683	14:46:41.915
7	1:39.091	+0.882	14:48:21.006
8	1:38.209		14:49:59.215
9	1:38.669	+0.460	14:51:37.884
10	1:39.159	+0.950	14:53:17.043
11	1:39.462	+1.253	14:54:56.505
12	1:40.099	+1.890	14:56:36.604
13	1:39.932	+1.723	14:58:16.536
14	1:40.403	+2.194	14:59:56.939
15	1:41.780	+3.571	15:01:38.719
16	1:41.032	+2.823	15:03:19.751
17	1:41.577	+3.368	15:05:01.328

Lap	Lap Tm	Diff	Time of Day
(811) HUYSMANS Jimmy			
1	1:39.089	+0.873	14:38:23.427
2	1:38.422	+0.206	14:40:01.849
3	1:40.295	+2.079	14:41:42.144
4	1:38.216		14:43:20.360
5	1:39.240	+1.024	14:44:59.600
6	1:39.222	+1.006	14:46:38.822
7	1:39.921	+1.705	14:48:18.743

Lap	Lap Tm	Diff	Time of Day
8	1:40.180	+1.964	14:49:58.923
9	1:40.744	+2.528	14:51:39.667
10	1:39.635	+1.419	14:53:19.302
11	1:39.796	+1.580	14:54:59.098
12	1:40.206	+1.990	14:56:39.304
13	1:40.319	+2.103	14:58:19.623
14	1:40.232	+2.016	14:59:59.855
15	1:40.738	+2.522	15:01:40.593
16	1:40.358	+2.142	15:03:20.951
17	1:41.217	+3.001	15:05:02.168

Lap	Lap Tm	Diff	Time of Day
(4) CZUNI László			
1	1:40.937	+2.026	14:38:28.843
2	1:40.825	+1.914	14:40:09.668
3	1:40.328	+1.417	14:41:49.996
4	1:39.569	+0.658	14:43:29.565
5	1:41.203	+2.292	14:45:10.768
6	1:39.549	+0.638	14:46:50.317
7	1:39.858	+0.947	14:48:30.175
8	1:38.970	+0.059	14:50:09.145
9	1:39.075	+0.164	14:51:48.220
10	1:40.512	+1.601	14:53:28.732
11	1:40.798	+1.887	14:55:09.530
12	1:41.354	+2.443	14:56:50.884
13	1:41.606	+2.695	14:58:32.490
14	1:40.025	+1.114	15:00:12.515
15	1:38.911		15:01:51.426
16	1:39.871	+0.960	15:03:31.297
17	1:41.235	+2.324	15:05:12.532

Lap	Lap Tm	Diff	Time of Day
(9) DÉCZI Balázs			
1	1:41.382	+2.614	14:38:33.089
2	1:39.559	+0.791	14:40:12.648
3	1:40.741	+1.973	14:41:53.389
4	1:39.459	+0.691	14:43:32.848
5	1:38.887	+0.119	14:45:11.735
6	1:39.575	+0.807	14:46:51.310
7	1:41.476	+2.708	14:48:32.786
8	1:38.915	+0.147	14:50:11.701
9	1:38.768		14:51:50.469
10	1:38.927	+0.159	14:53:29.396
11	1:40.644	+1.876	14:55:10.040
12	1:41.237	+2.469	14:56:51.277
13	1:40.174	+1.406	14:58:31.451
14	1:40.658	+1.890	15:00:12.109
15	1:40.733	+1.965	15:01:52.842
16	1:39.378	+0.610	15:03:32.220
17	1:41.339	+2.571	15:05:13.559

Lap	Lap Tm	Diff	Time of Day
(20) KERNER László			
1	1:40.739	+1.828	14:38:28.152
2	1:41.956	+3.045	14:40:10.108
3	1:42.609	+3.698	14:41:52.717
4	1:39.608	+0.697	14:43:32.325
5	1:38.983	+0.072	14:45:11.308
6	1:39.523	+0.612	14:46:50.831
7	1:41.292	+2.381	14:48:32.123
8	1:41.191	+2.280	14:50:13.314
9	1:38.911		14:51:52.225
10	1:39.395	+0.484	14:53:31.620
11	1:39.319	+0.408	14:55:10.939
12	1:41.046	+2.135	14:56:51.985
13	1:41.049	+2.138	14:58:33.034
14	1:39.968	+1.057	15:00:13.002
15	1:40.699	+1.788	15:01:53.701
16	1:40.045	+1.134	15:03:33.746

Lap	Lap Tm	Diff	Time of Day
17	1:41.435	+2.524	15:05:15.181
(102) NAGY Alex			
1	1:41.267	+2.250	14:38:30.462
2	1:41.196	+2.179	14:40:11.658
3	1:42.290	+3.273	14:41:53.948
4	1:41.019	+2.002	14:43:34.967
5	1:39.470	+0.453	14:45:14.437
6	1:40.176	+1.159	14:46:54.613
7	1:40.490	+1.473	14:48:35.103
8	1:39.794	+0.777	14:50:14.897
9	1:39.017		14:51:53.914
10	1:39.221	+0.204	14:53:33.135
11	1:39.954	+0.937	14:55:13.089
12	1:40.290	+1.273	14:56:53.379
13	1:41.139	+2.122	14:58:34.518
14	1:40.258	+1.241	15:00:14.776
15	1:41.078	+2.061	15:01:55.854
16	1:40.066	+1.049	15:03:35.920
17	1:44.203	+5.186	15:05:20.123

Lap	Lap Tm	Diff	Time of Day
(141) HUGYECZ Erik			
1	1:40.520	+0.696	14:38:27.209
2	1:40.602	+0.778	14:40:07.811
3	1:40.495	+0.671	14:41:48.306
4	1:40.187	+0.363	14:43:28.493
5	1:40.379	+0.555	14:45:08.872
6	1:41.253	+1.429	14:46:50.125
7	1:43.505	+3.681	14:48:33.630
8	1:40.541	+0.717	14:50:14.171
9	1:40.367	+0.543	14:51:54.538
10	1:39.824		14:53:34.362
11	1:40.035	+0.211	14:55:14.397
12	1:40.229	+0.405	14:56:54.626
13	1:41.726	+1.902	14:58:36.352
14	1:40.622	+0.798	15:00:16.974
15	1:41.000	+1.176	15:01:57.974
16	1:42.570	+2.746	15:03:40.544
17	1:47.458	+7.634	15:05:28.002

Lap	Lap Tm	Diff	Time of Day
(7) ADAMEK Imre			
1	1:41.604	+0.060	14:38:32.733
2	1:42.744	+1.200	14:40:15.477
3	1:41.903	+0.359	14:41:57.380
4	1:41.678	+0.134	14:43:39.058
5	1:41.828	+0.284	14:45:20.886
6	1:41.544		14:47:02.430
7	1:42.020	+0.476	14:48:44.450
8	1:41.612	+0.068	14:50:26.062
9	1:42.839	+1.295	14:52:08.901
10	1:43.723	+2.179	14:53:52.624
11	1:42.827	+1.283	14:55:35.451
12	1:42.349	+0.805	14:57:17.800
13	1:42.998	+1.454	14:59:00.798
14	1:43.520	+1.976	15:00:44.318
15	1:43.321	+1.777	15:02:27.639
16	1:43.955	+2.411	15:04:11.594

Lap	Lap Tm	Diff	Time of Day
(2) HUJBER Péter			
1	1:43.290	+2.100	14:38:36.631
2	1:43.156	+1.966	14:40:19.787
3	1:41.965	+0.775	14:42:01.752
4	1:41.987	+0.797	14:43:43.739
5	1:41.858	+0.668	14:45:25.597
6	1:43.766	+2.576	14:47:09.363
7	1:42.876	+1.686	14:48:52.239

Orbits

Fülöp Ferenc Pál László Glück Csaba
Versenyigazgató Zsúrielnök Időmérés vezetője





Monor
Hódmezővásárhely
Piliscsév
Nyársapát
Kóka
Tápóóbi.csike
Csolnok
Kőszárhegy

Magyar Köztársaság Nemzetközi Motocross Bajnokság Hungarian Int. MX Championship

Int. MX OB 8.f (Kőszárhegy)

Race 1 - 1.futam

Kőszárhegy 1,800 Km

1.osztály MX1/MX2

2010.09.05. 14:35

Race (25:00 and 2 Laps) started at 14:35:02

Lap	Lap Tm	Diff	Time of Day
8	1:42.783	+1.593	14:50:35.022
9	1:42.630	+1.440	14:52:17.652
10	1:41.240	+0.050	14:53:58.892
11	1:41.589	+0.399	14:55:40.481
12	1:41.190		14:57:21.671
13	1:43.172	+1.982	14:59:04.843
14	1:41.479	+0.289	15:00:46.322
15	1:42.092	+0.902	15:02:28.414
16	1:43.534	+2.344	15:04:11.948

(321) FIRTOSVÁRI Gábor

1	1:42.493		14:38:32.175
2	1:42.815	+0.322	14:40:14.990
3	1:43.159	+0.666	14:41:58.149
4	1:43.538	+1.045	14:43:41.687
5	1:43.344	+0.851	14:45:25.031
6	1:43.710	+1.217	14:47:08.741
7	1:42.709	+0.216	14:48:51.450
8	1:45.424	+2.931	14:50:36.874
9	1:44.651	+2.158	14:52:21.525
10	1:44.307	+1.814	14:54:05.832
11	1:43.678	+1.185	14:55:49.510
12	1:44.700	+2.207	14:57:34.210
13	1:45.181	+2.688	14:59:19.391
14	1:44.288	+1.795	15:01:03.679
15	1:43.519	+1.026	15:02:47.198
16	1:43.868	+1.375	15:04:31.066

(49) PÁL Markó

1	1:44.456	+2.919	14:38:39.419
2	1:43.419	+1.882	14:40:22.838
3	1:44.286	+2.749	14:42:07.124
4	1:43.257	+1.720	14:43:50.381
5	1:42.832	+1.295	14:45:33.213
6	1:43.271	+1.734	14:47:16.484
7	1:43.367	+1.830	14:48:59.851
8	1:42.174	+0.637	14:50:42.025
9	1:41.537		14:52:23.562
10	1:43.099	+1.562	14:54:06.661
11	1:44.302	+2.765	14:55:50.963
12	1:44.956	+3.419	14:57:35.919
13	1:46.353	+4.816	14:59:22.272
14	1:44.061	+2.524	15:01:06.333
15	1:44.879	+3.342	15:02:51.212
16	1:41.910	+0.373	15:04:33.122

(10) MAROSI Dávid

1	1:44.624	+2.124	14:38:41.177
2	1:43.191	+0.691	14:40:24.368
3	1:43.067	+0.567	14:42:07.435
4	1:43.861	+1.361	14:43:51.296
5	1:42.500		14:45:33.796
6	1:43.383	+0.883	14:47:17.179
7	1:44.458	+1.958	14:49:01.637
8	1:44.507	+2.007	14:50:46.144
9	1:42.913	+0.413	14:52:29.057
10	1:42.622	+0.122	14:54:11.679
11	1:42.870	+0.370	14:55:54.549
12	1:43.529	+1.029	14:57:38.078
13	1:43.068	+0.568	14:59:21.146
14	1:43.045	+0.545	15:01:04.191
15	1:44.564	+2.064	15:02:48.755
16	1:51.744	+9.244	15:04:40.499

(124) BERKES Dániel

1	1:45.866	+3.253	14:38:42.144
---	----------	--------	--------------

Lap	Lap Tm	Diff	Time of Day
2	1:43.727	+1.114	14:40:25.871
3	1:43.593	+0.980	14:42:09.464
4	1:42.613		14:43:52.077
5	1:43.861	+1.248	14:45:35.938
6	1:46.177	+3.564	14:47:22.115
7	1:48.780	+6.167	14:49:10.895
8	1:48.479	+5.866	14:50:59.374
9	1:50.390	+7.777	14:52:49.764
10	1:47.336	+4.723	14:54:37.100
11	1:51.840	+9.227	14:56:28.940
12	1:52.705	+10.092	14:58:21.645
13	1:49.824	+7.211	15:00:11.469
14	1:53.027	+10.414	15:02:04.496
15	1:50.963	+8.350	15:03:55.459
16	1:48.494	+5.881	15:05:43.953

(81) SZÉP-HORVÁTH Arnold

1	1:43.619	+0.340	14:38:37.520
2	1:43.617	+0.338	14:40:21.137
3	1:43.658	+0.379	14:42:04.795
4	1:43.279		14:43:48.074
5	1:43.974	+0.695	14:45:32.048
6	1:43.854	+0.575	14:47:15.902
7	1:44.782	+1.503	14:49:00.684
8	1:46.435	+3.156	14:50:47.119
9	1:46.991	+3.712	14:52:34.110
10	1:48.824	+5.545	14:54:22.934
11	1:48.909	+5.630	14:56:11.843
12	1:49.064	+5.785	14:58:00.907
13	1:49.339	+6.060	14:59:50.246
14	2:05.804	+22.525	15:01:56.050
15	2:31.563	+48.284	15:04:27.613

(85) SOÓKY Zsolt

1	1:47.942	+0.693	14:38:45.306
2	1:47.249		14:40:32.555
3	1:47.537	+0.288	14:42:20.092
4	1:48.630	+1.381	14:44:08.722
5	1:50.080	+2.831	14:45:58.802
6	1:51.300	+4.051	14:47:50.102
7	1:49.832	+2.583	14:49:39.934
8	1:50.790	+3.541	14:51:30.724
9	1:52.226	+4.977	14:53:22.950
10	1:53.597	+6.348	14:55:16.547
11	1:50.488	+3.239	14:57:07.035
12	1:52.650	+5.401	14:58:59.685
13	1:55.968	+8.719	15:00:55.653
14	1:59.708	+12.459	15:02:55.361
15	1:53.615	+6.366	15:04:48.976

(288) STOICHESCU Mihai

1	1:42.166		14:38:25.776
2	1:43.670	+1.504	14:40:09.446
3	1:45.672	+3.506	14:41:55.118
4	1:42.881	+0.715	14:43:37.999
5	1:44.051	+1.885	14:45:22.050
6	1:46.638	+4.472	14:47:08.688
7	1:49.756	+7.590	14:48:58.444
8	1:51.991	+9.825	14:50:50.435
9	1:54.536	+12.370	14:52:44.971
10	1:56.193	+14.027	14:54:41.164
11	1:59.402	+17.236	14:56:40.566
12	2:00.914	+18.748	14:58:41.480
13	1:59.532	+17.366	15:00:41.012
14	2:09.090	+26.924	15:02:50.102
15	2:04.731	+22.565	15:04:54.833

(101) BÓDIS Roland

1	1:43.636		14:38:36.123
---	-----------------	--	--------------

Orbits

Fülöp Ferenc

Pál László

Glück Csaba

Versenyigazgató

Zsúrielnök

Időmérés vezetője

Printed: 2010.09.05. 15:06:58





Monor
Hódmezővásárhely
Piliscsév
Nyársapát
Kóka
Tápióbratske
Csolnok
Kőszárhegy

Magyar Köztársaság Nemzetközi
Motocross Bajnokság
Hungarian Int. MX Championship

Int. MX OB 8.f (Kőszárhegy)

Lapchart

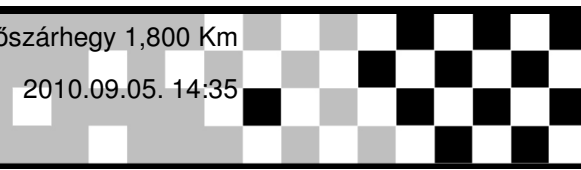
Race 1 - 1.futam

Kőszárhegy 1,800 Km

1.osztály MX1/MX2

2010.09.05. 14:35

Race (25:00 and 2 Laps) started at 14:35:02



Competitors	Laps																	
	0	1	2	3	4	5	6	7	8	9	10	11	12	13	14	15	16	17
SZVOBODA Bence (42)	1	42	42	42	42	42	42	42	42	42	42	42	42	42	42	42	42	42
STOICHESCU Mihai (288)	2	288	811	811	266	266	266	266	266	266	266	266	266	266	266	266	266	266
HUYSMANS Jimmy (811)	3	811	266	266	811	811	811	811	811	8	8	8	8	8	8	8	8	8
LÉCZ Gergely (8)	4	8	288	8	8	8	8	8	8	8	811	811	811	811	811	811	811	811
BORKA János (266)	5	266	8	141	141	141	141	141	4	4	4	4	4	4	9	9	4	4
HUGYECZ Erik (141)	6	141	141	288	4	4	4	4	20	9	9	9	9	9	4	4	9	9
KERNER László (20)	7	20	20	4	20	20	20	20	9	20	20	20	20	20	20	20	20	20
CZUNI László (4)	8	4	4	20	9	9	9	9	141	141	102	102	102	102	102	102	102	102
NAGY Alex (102)	9	102	102	102	102	102	102	102	102	141	141	141	141	141	141	141	141	141
FIRTOSVÁRI Gábor (321)	10	321	321	9	288	288	7	7	7	7	7	7	7	7	7	7	7	7
ADAMEK Imre (7)	11	7	7	321	7	7	288	288	321	2	2	2	2	2	2	2	2	2
DÉCZI Balázs (9)	12	9	9	7	321	321	321	321	2	321	321	321	321	321	321	321	321	321
BÓDIS Roland (101)	13	101	101	2	2	2	2	2	288	49	49	49	49	49	10	10	10	49
HUJBER Péter (2)	14	2	2	81	81	81	81	81	49	10	10	10	10	10	49	49	49	10
SZÉP-HORVÁTH Arnold (81)	15	81	81	49	49	49	49	49	81	81	81	81	81	81	81	81	124	124
PÁL Markó (49)	16	49	49	10	10	10	10	10	10	288	288	124	124	124	124	124	81	
BERKES Dániel (124)	17	124	10	124	124	124	124	124	124	124	288	288	288	288	288	288	85	
MAROSI Dávid (10)	18	10	124	85	85	85	85	85	85	85	85	85	85	85	85	85	288	
SOÓKY Zsolt (85)	19	85	85															





Monor
Hódmezővásárhely
Piliscsév
Nyársapát
Kóka
Tápióbratsike
Csolnok
Kőszárhegy

Magyar Köztársaság Nemzetközi Motocross Bajnokság Hungarian Int. MX Championship

Int. MX OB 8.f (Kőszárhegy)

Sorted on Laps

Race 2 - 2.futam

Kőszárhegy 1,800 Km

1.osztály MX1/MX2

2010.09.05. 16:45

Race (25:00 and 2 Laps) started at 16:44:21

Pos	PIC	No.	Name	Club	Make	Class	Laps	Total Tm	Diff	Best Tm	Points
1	1	42	SZVOBODA Bence	Paksi Autó és Motorsport Egyesület	KTM	I.o. MX1	17	29:08.147		1:35.097	25
2	2	266	BORKA János	Kawasaki Magyarország Motorsport E	Kawasaki	I.o. MX1	17	29:56.370	48.223	1:36.183	22
3	3	9	DÉCZI Balázs	Suzuki Hollós Racing Team MSE	Suzuki	I.o. MX1	17	30:05.247	57.100	1:37.730	20
4	1	811	HUYSMANS Jimmy	MAMI Yamaha Fehér	Yamaha	I.o. MX2	17	30:28.391	1:20.244	1:39.208	25
5	2	102	NAGY Alex	Center Motorsport Club	KTM	I.o. MX2	17	30:37.973	1:29.826	1:39.012	22
6	4	20	KERNER László	Real Motorcentrum Motorsport Egyes	Honda	I.o. MX1	17	30:42.487	1:34.340	1:39.612	18
7	3	141	HUGYECZ Erik	MAMI Yamaha Fehér	Yamaha	I.o. MX2	17	30:52.672	1:44.525	1:40.702	20
8	4	2	HUJBER Péter	Real Motorcentrum Motorsport Egyes	KTM	I.o. MX2	16	29:15.114	1 Lap	1:40.957	18
9	5	101	BÓDIS Roland	Center Motorsport Club	KTM	I.o. MX2	16	29:37.447	1 Lap	1:42.492	16
10	6	10	MAROSI Dávid	Real Motorcentrum Motorsport Egyes	Suzuki	I.o. MX2	16	29:48.227	1 Lap	1:42.129	15
11	5	288	STOICHESCU Mihai	Románia	Honda	I.o. MX1	16	30:08.201	1 Lap	1:43.843	16
12	7	7	ADAMEK Imre	Langer Motorsport Zomba	KTM	I.o. MX2	16	30:22.129	1 Lap	1:41.272	14
13	8	85	SOÓKY Zsolt	Integrál Motoros Klub	Honda	I.o. MX2	16	30:30.334	1 Lap	1:44.358	13
14	9	124	BERKES Dániel	MAMI Yamaha Fehér	Yamaha	I.o. MX2	16	30:40.329	1 Lap	1:43.658	12
15	10	49	PÁL Markó	MX Maximum Energy Team	Kawasaki	I.o. MX2	15	30:58.534	2 Laps	1:49.396	11
16	6	81	SZÉP-HORVÁTH Arnold	Kőszárhegyi Motocross Club	KTM	I.o. MX1	14	30:36.313	3 Laps	1:44.969	15
Not classified (75% = 12 Laps)											
		4	CZUNI László	Románia - Suzuki Hollós RT	Suzuki	I.o. MX1	3	9:23.384	14 Laps	1:37.691	0
DNS	DNS	8	LÉCZ Gergely	Real Motorcentrum Motorsport Egyes	Suzuki	I.o. MX1			DNS		0
DNS	DNS	321	FIRTOSVÁRI Gábor	Kawasaki Magyarország Motorsport E	Kawasaki	I.o. MX2			DNS		0

Margin of Victory	Avg. Speed	Best Lap Tm	Best Speed	Best Lap by
48.223	63,015	1:35.097	68,141	42 - SZVOBODA Bence

Orbits

Fülöp Ferenc
Versenyigazgató

Pál László
Zsúrielnök

Glück Csaba
Időmérés vezetője



Printed: 2010.09.05. 17:16:59



Monor
Hódmezővásárhely
Piliscsév
Nyársapát
Kóka
Táplóbitsike
Csolnok
Kőszárhegy

Magyar Köztársaság Nemzetközi Motocross Bajnokság Hungarian Int. MX Championship

Int. MX OB 8.f (Kőszárhegy)

Sorted on Laps

Race 2 - 2.futam

Kőszárhegy 1,800 Km

1.osztály MX1/MX2

2010.09.05. 16:45

Race (25:00 and 2 Laps) started at 16:44:21

Pos	PIC	No.	Name	Club	Make	Class	Laps	Total Tm	Diff	Best Tm	Points
I.o. MX1											
1	1	42	SZVOBODA Bence	Paksi Autó és Motorsport Egyesület	KTM	I.o. MX1	17	29:08.147		1:35.097	25
2	2	266	BORKA János	Kawasaki Magyarország Motorsport E	Kawasaki	I.o. MX1	17	29:56.370	48.223	1:36.183	22
3	3	9	DÉCZI Balázs	Suzuki Hollós Racing Team MSE	Suzuki	I.o. MX1	17	30:05.247	57.100	1:37.730	20
4	4	20	KERNER László	Real Motorcentrum Motorsport Egyes	Honda	I.o. MX1	17	30:42.487	1:34.340	1:39.612	18
5	5	288	STOICHESCU Mihai	Románia	Honda	I.o. MX1	16	30:08.201	1 Lap	1:43.843	16
6	6	81	SZÉP-HORVÁTH Arnold	Kőszárhegyi Motocross Club	KTM	I.o. MX1	14	30:36.313	3 Laps	1:44.969	15
Not classified (75% = 12 Laps)											
		4	CZUNI László	Románia - Suzuki Hollós RT	Suzuki	I.o. MX1	3	9:23.384	14 Laps	1:37.691	0
DNS	DNS	8	LÉCZ Gergely	Real Motorcentrum Motorsport Egyes	Suzuki	I.o. MX1			DNS		0
I.o. MX2											
1	1	811	HUYSMANS Jimmy	MAMI Yamaha Fehér	Yamaha	I.o. MX2	17	30:28.391		1:39.208	25
2	2	102	NAGY Alex	Center Motorsport Club	KTM	I.o. MX2	17	30:37.973	9.582	1:39.012	22
3	3	141	HUGYECZ Erik	MAMI Yamaha Fehér	Yamaha	I.o. MX2	17	30:52.672	24.281	1:40.702	20
4	4	2	HUJBER Péter	Real Motorcentrum Motorsport Egyes	KTM	I.o. MX2	16	29:15.114	1 Lap	1:40.957	18
5	5	101	BÓDIS Roland	Center Motorsport Club	KTM	I.o. MX2	16	29:37.447	1 Lap	1:42.492	16
6	6	10	MAROSI Dávid	Real Motorcentrum Motorsport Egyes	Suzuki	I.o. MX2	16	29:48.227	1 Lap	1:42.129	15
7	7	7	ADAMEK Imre	Langer Motorsport Zomba	KTM	I.o. MX2	16	30:22.129	1 Lap	1:41.272	14
8	8	85	SOÓKY Zsolt	Integrál Motoros Klub	Honda	I.o. MX2	16	30:30.334	1 Lap	1:44.358	13
9	9	124	BERKES Dániel	MAMI Yamaha Fehér	Yamaha	I.o. MX2	16	30:40.329	1 Lap	1:43.658	12
10	10	49	PÁL Markó	MX Maximum Energy Team	Kawasaki	I.o. MX2	15	30:58.534	2 Laps	1:49.396	11
Not classified (75% = 12 Laps)											
DNS	DNS	321	FIRTOSVÁRI Gábor	Kawasaki Magyarország Motorsport E	Kawasaki	I.o. MX2			DNS		0

Margin of Victory	Avg. Speed	Best Lap Tm	Best Speed	Best Lap by
48.223	63,015	1:35.097	68,141	42 - SZVOBODA Bence

Orbits

Fülöp Ferenc
Versenyigazgató

Pál László
Zsűrielnök

Glück Csaba
Időmérés vezetője





Monor
Hódmezővásárhely
Piliscsév
Nyársapát
Kóka
Tápóbiicske
Csolnok
Kőszárhegy

Magyar Köztársaság Nemzetközi Motocross Bajnokság Hungarian Int. MX Championship

Int. MX OB 8.f (Kőszárhegy)

Race 2 - 2.futam

Kőszárhegy 1,800 Km

1.osztály MX1/MX2

2010.09.05. 16:45

Race (25:00 and 2 Laps) started at 16:44:21

Lap	Lap Tm	Diff	Time of Day
(42) SZVOBODA Bence			
1	1:35.097		16:47:35.910
2	1:35.397	+0.300	16:49:11.307
3	1:36.055	+0.958	16:50:47.362
4	1:35.796	+0.699	16:52:23.158
5	1:35.611	+0.514	16:53:58.769
6	1:35.296	+0.199	16:55:34.065
7	1:35.873	+0.776	16:57:09.938
8	1:36.900	+1.803	16:58:46.838
9	1:36.660	+1.563	17:00:23.498
10	1:38.525	+3.428	17:02:02.023
11	1:37.791	+2.694	17:03:39.814
12	1:37.890	+2.793	17:05:17.704
13	1:37.073	+1.976	17:06:54.777
14	1:37.602	+2.505	17:08:32.379
15	1:37.419	+2.322	17:10:09.798
16	1:38.444	+3.347	17:11:48.242
17	1:41.549	+6.452	17:13:29.791

Lap	Lap Tm	Diff	Time of Day
(266) BORKA János			
1	1:37.836	+1.653	16:47:38.251
2	1:37.294	+1.111	16:49:15.545
3	1:37.019	+0.836	16:50:52.564
4	1:36.236	+0.053	16:52:28.800
5	1:36.183		16:54:04.983
6	1:37.827	+1.644	16:55:42.810
7	1:39.148	+2.965	16:57:21.958
8	1:38.478	+2.295	16:59:00.436
9	1:38.505	+2.322	17:00:38.941
10	1:38.702	+2.519	17:02:17.643
11	1:39.088	+2.905	17:03:56.731
12	1:39.117	+2.934	17:05:35.848
13	1:42.233	+6.050	17:07:18.081
14	1:42.820	+6.637	17:09:00.901
15	1:43.097	+6.914	17:10:43.998
16	1:44.946	+8.763	17:12:28.944
17	1:49.070	+12.887	17:14:18.014

Lap	Lap Tm	Diff	Time of Day
(9) DÉCZI Balázs			
1	1:38.130	+0.400	16:47:40.520
2	1:38.199	+0.469	16:49:18.719
3	1:38.415	+0.685	16:50:57.134
4	1:38.677	+0.947	16:52:35.811
5	1:37.730		16:54:13.541
6	1:39.846	+2.116	16:55:53.387
7	1:39.589	+1.859	16:57:32.976
8	1:40.939	+3.209	16:59:13.915
9	1:40.643	+2.913	17:00:54.558
10	1:40.143	+2.413	17:02:34.701
11	1:41.712	+3.982	17:04:16.413
12	1:40.684	+2.954	17:05:57.097
13	1:41.142	+3.412	17:07:38.239
14	1:41.159	+3.429	17:09:19.398
15	1:40.967	+3.237	17:11:00.365
16	1:41.128	+3.398	17:12:41.493
17	1:45.398	+7.668	17:14:26.891

Lap	Lap Tm	Diff	Time of Day
(811) HUYSMANS Jimmy			
1	1:40.092	+0.884	16:47:44.276
2	1:39.250	+0.042	16:49:23.526
3	1:39.208		16:51:02.734
4	1:39.519	+0.311	16:52:42.253
5	1:39.361	+0.153	16:54:21.614
6	1:40.419	+1.211	16:56:02.033
7	1:41.455	+2.247	16:57:43.488

Lap	Lap Tm	Diff	Time of Day
8	1:40.905	+1.697	16:59:24.393
9	1:41.126	+1.918	17:01:05.519
10	1:41.565	+2.357	17:02:47.084
11	1:41.761	+2.553	17:04:28.845
12	1:41.087	+1.879	17:06:09.932
13	1:42.489	+3.281	17:07:52.421
14	1:42.394	+3.186	17:09:34.815
15	1:43.806	+4.598	17:11:18.621
16	1:43.891	+4.683	17:13:02.512
17	1:47.523	+8.315	17:14:50.035

Lap	Lap Tm	Diff	Time of Day
(102) NAGY Alex			
1	1:41.000	+1.988	16:47:46.140
2	1:39.012		16:49:25.152
3	1:40.189	+1.177	16:51:05.341
4	1:40.336	+1.324	16:52:45.677
5	1:40.888	+1.876	16:54:26.565
6	1:40.767	+1.755	16:56:07.332
7	1:41.722	+2.710	16:57:49.054
8	1:41.256	+2.244	16:59:30.310
9	1:44.612	+5.600	17:01:14.922
10	1:42.375	+3.363	17:02:57.297
11	1:41.380	+2.368	17:04:38.677
12	1:41.687	+2.675	17:06:20.364
13	1:42.476	+3.464	17:08:02.840
14	1:42.536	+3.524	17:09:45.376
15	1:44.414	+5.402	17:11:29.790
16	1:43.399	+4.387	17:13:13.189
17	1:46.428	+7.416	17:14:59.617

Lap	Lap Tm	Diff	Time of Day
(20) KERNER László			
1	1:40.644	+1.032	16:47:47.222
2	1:41.535	+1.923	16:49:28.757
3	1:41.518	+1.906	16:51:10.275
4	1:40.016	+0.404	16:52:50.291
5	1:40.349	+0.737	16:54:30.640
6	1:39.612		16:56:10.252
7	1:40.699	+1.087	16:57:50.951
8	1:40.283	+0.671	16:59:31.234
9	1:40.898	+1.286	17:01:12.132
10	1:42.116	+2.504	17:02:54.248
11	1:41.163	+1.551	17:04:35.411
12	1:40.856	+1.244	17:06:16.267
13	1:55.205	+15.593	17:08:11.472
14	1:42.373	+2.761	17:09:53.845
15	1:43.006	+3.394	17:11:36.851
16	1:43.208	+3.596	17:13:20.059
17	1:44.072	+4.460	17:15:04.131

Lap	Lap Tm	Diff	Time of Day
(141) HUGYECZ Erik			
1	1:42.925	+2.223	16:47:49.064
2	1:42.640	+1.938	16:49:31.704
3	1:42.736	+2.034	16:51:14.440
4	1:41.806	+1.104	16:52:56.246
5	1:41.686	+0.984	16:54:37.932
6	1:40.702		16:56:18.634
7	1:42.118	+1.416	16:58:00.752
8	1:41.892	+1.190	16:59:42.644
9	1:42.936	+2.234	17:01:25.580
10	1:42.053	+1.351	17:03:07.633
11	1:41.626	+0.924	17:04:49.259
12	1:41.641	+0.939	17:06:30.900
13	1:44.033	+3.331	17:08:14.933
14	1:43.625	+2.923	17:09:58.558
15	1:43.330	+2.628	17:11:41.888
16	1:44.902	+4.200	17:13:26.790

Lap	Lap Tm	Diff	Time of Day
17	1:47.526	+6.824	17:15:14.316

Lap	Lap Tm	Diff	Time of Day
(2) HUJBER Péter			
1	1:45.297	+4.340	16:47:56.324
2	1:42.161	+1.204	16:49:38.485
3	1:40.957		16:51:19.442
4	1:43.430	+2.473	16:53:02.872
5	1:43.024	+2.067	16:54:45.896
6	1:43.032	+2.075	16:56:28.928
7	1:42.884	+1.927	16:58:11.812
8	1:42.330	+1.373	16:59:54.142
9	1:42.792	+1.835	17:01:36.934
10	1:41.760	+0.803	17:03:18.694
11	1:41.584	+0.627	17:05:00.278
12	1:42.148	+1.191	17:06:42.426
13	1:42.841	+1.884	17:08:25.267
14	1:42.049	+1.092	17:10:07.316
15	1:44.221	+3.264	17:11:51.537
16	1:45.221	+4.264	17:13:36.758

Lap	Lap Tm	Diff	Time of Day
(101) BÓDIS Roland			
1	1:47.474	+4.982	16:47:59.171
2	1:46.054	+3.562	16:49:45.225
3	1:45.374	+2.882	16:51:30.599
4	1:43.975	+1.483	16:53:14.574
5	1:45.415	+2.923	16:54:59.989
6	1:44.477	+1.985	16:56:44.466
7	1:43.092	+0.600	16:58:27.558
8	1:43.739	+1.247	17:00:11.297
9	1:43.342	+0.850	17:01:54.639
10	1:43.764	+1.272	17:03:38.403
11	1:44.679	+2.187	17:05:23.082
12	1:43.181	+0.689	17:07:06.263
13	1:42.965	+0.473	17:08:49.228
14	1:42.788	+0.296	17:10:32.016
15	1:42.492		17:12:14.508
16	1:44.583	+2.091	17:13:59.091

Lap	Lap Tm	Diff	Time of Day
(10) MAROSI Dávid			
1	1:42.591	+0.462	16:47:51.187
2	1:42.129		16:49:33.316
3	1:43.288	+1.159	16:51:16.604
4	1:42.861	+0.732	16:52:59.465
5	1:44.032	+1.903	16:54:43.497
6	1:44.026	+1.897	16:56:27.523
7	1:44.638	+2.509	16:58:12.161
8	1:43.950	+1.821	16:59:56.111
9	1:45.264	+3.135	17:01:41.375
10	1:46.127	+3.998	17:03:27.502
11	1:47.185	+5.056	17:05:14.687
12	1:49.148	+7.019	17:07:03.835
13	1:44.775	+2.646	17:08:48.610
14	1:45.136	+3.007	17:10:33.746
15	1:46.673	+4.544	17:12:20.419
16	1:49.452	+7.323	17:14:09.871

Lap	Lap Tm	Diff	Time of Day
(288) STOICHESCU Mihai			
1	1:43.843		16:47:45.477
2	1:45.078	+1.235	16:49:30.555
3	1:44.351	+0.508	16:51:14.906
4	1:47.076	+3.233	16:53:01.982
5	1:46.053	+2.210	16:54:48.035
6	1:45.942	+2.099	16:56:33.977
7	1:44.558	+0.715	16:58:18.535
8	1:45.414	+1.571	17:00:03.949
9	1:45.041	+1.198	17:01:48.990

Orbits

Fülöp Ferenc Pál László Glück Csaba
Versenyigazgató Zsúrielnök Időmérés vezetője





Monor
Hódmezővásárhely
Piliscsév
Nyársapát
Kóka
Tápóbücske
Csolnok
Kőszárhegy

Magyar Köztársaság Nemzetközi Motocross Bajnokság Hungarian Int. MX Championship

Int. MX OB 8.f (Kőszárhegy)

Race 2 - 2.futam

Kőszárhegy 1,800 Km

1.osztály MX1/MX2

2010.09.05. 16:45

Race (25:00 and 2 Laps) started at 16:44:21

Lap	Lap Tm	Diff	Time of Day
10	1:44.033	+0.190	17:03:33.023
11	1:46.564	+2.721	17:05:19.587
12	2:00.187	+16.344	17:07:19.774
13	1:47.463	+3.620	17:09:07.237
14	1:46.596	+2.753	17:10:53.833
15	1:46.320	+2.477	17:12:40.153
16	1:49.692	+5.849	17:14:29.845

(7) ADAMEK Imre

1	1:42.273	+1.001	16:47:50.478
2	1:41.748	+0.476	16:49:32.226
3	1:43.614	+2.342	16:51:15.840
4	1:41.272		16:52:57.112
5	1:41.423	+0.151	16:54:38.535
6	1:44.430	+3.158	16:56:22.965
7	2:05.771	+24.499	16:58:28.736
8	1:45.565	+4.293	17:00:14.301
9	1:46.064	+4.792	17:02:00.365
10	1:44.034	+2.762	17:03:44.399
11	1:44.851	+3.579	17:05:29.250
12	1:54.145	+12.873	17:07:23.395
13	1:49.775	+8.503	17:09:13.170
14	1:49.458	+8.186	17:11:02.628
15	1:48.670	+7.398	17:12:51.298
16	1:52.475	+11.203	17:14:43.773

(85) SOÓKY Zsolt

1	1:46.489	+2.131	16:47:59.801
2	1:46.114	+1.756	16:49:45.915
3	1:45.933	+1.575	16:51:31.848
4	1:44.358		16:53:16.206
5	1:44.518	+0.160	16:55:00.724
6	1:45.247	+0.889	16:56:45.971
7	1:45.082	+0.724	16:58:31.053
8	1:45.082	+0.724	17:00:16.135
9	1:45.573	+1.215	17:02:01.708
10	1:47.403	+3.045	17:03:49.111
11	1:49.497	+5.139	17:05:38.608
12	1:49.966	+5.608	17:07:28.574
13	1:49.967	+5.609	17:09:18.541
14	1:49.350	+4.992	17:11:07.891
15	1:49.287	+4.929	17:12:57.178
16	1:54.800	+10.442	17:14:51.978

(124) BERKES Dániel

1	1:46.194	+2.536	16:48:00.222
2	1:43.658		16:49:43.880
3	1:44.090	+0.432	16:51:27.970
4	1:44.573	+0.915	16:53:12.543
5	1:46.352	+2.694	16:54:58.895
6	1:46.200	+2.542	16:56:45.095
7	1:45.182	+1.524	16:58:30.277
8	1:49.336	+5.678	17:00:19.613
9	1:50.420	+6.762	17:02:10.033
10	1:51.456	+7.798	17:04:01.489
11	1:51.466	+7.808	17:05:52.955
12	1:51.319	+7.661	17:07:44.274
13	1:48.621	+4.963	17:09:32.895
14	1:49.250	+5.592	17:11:22.145
15	1:50.444	+6.786	17:13:12.589
16	1:49.384	+5.726	17:15:01.973

(49) PÁL Markó

1	3:04.713	+1:15.317	16:49:15.127
2	1:57.082	+7.686	16:51:12.209
3	1:52.306	+2.910	16:53:04.515

Lap	Lap Tm	Diff	Time of Day
4	1:49.612	+0.216	16:54:54.127
5	1:49.979	+0.583	16:56:44.106
6	1:51.945	+2.549	16:58:36.051
7	1:50.938	+1.542	17:00:26.989
8	1:49.396		17:02:16.385
9	1:50.591	+1.195	17:04:06.976
10	1:49.569	+0.173	17:05:56.545
11	1:50.106	+0.710	17:07:46.651
12	1:51.094	+1.698	17:09:37.745
13	1:53.792	+4.396	17:11:31.537
14	1:54.549	+5.153	17:13:26.086
15	1:54.092	+4.696	17:15:20.178

(81) SZÉP-HORVÁTH Arnold

1	1:46.170	+1.201	16:47:58.472
2	1:44.969		16:49:43.441
3	1:49.393	+4.424	16:51:32.834
4	2:01.208	+16.239	16:53:34.042
5	2:07.354	+22.385	16:55:41.396
6	2:12.643	+27.674	16:57:54.039
7	2:12.347	+27.378	17:00:06.386
8	2:06.182	+21.213	17:02:12.568
9	2:02.383	+17.414	17:04:14.951
10	2:07.853	+22.884	17:06:22.804
11	2:10.551	+25.582	17:08:33.355
12	2:06.865	+21.896	17:10:40.220
13	2:08.882	+23.913	17:12:49.102
14	2:08.855	+23.886	17:14:57.957

(4) CZUNI László

1	1:40.556	+2.865	16:47:43.695
2	1:37.691		16:49:21.386
3	4:23.642	+2:45.951	16:53:45.028



Monor
Hódmezővásárhely
Piliscsév
Nyársapát
Kóka
Tápióbratske
Csolnok
Kőszárhegy

Magyar Köztársaság Nemzetközi
Motocross Bajnokság
Hungarian Int. MX Championship

Int. MX OB 8.f (Kőszárhegy)

Lapchart

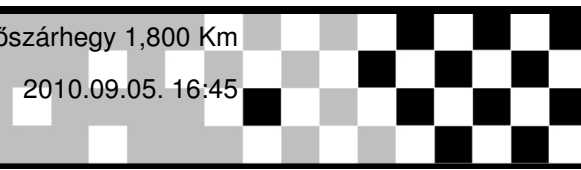
Race 2 - 2.futam

Kőszárhegy 1,800 Km

1.osztály MX1/MX2

2010.09.05. 16:45

Race (25:00 and 2 Laps) started at 16:44:21



Competitors	Laps																	
	0	1	2	3	4	5	6	7	8	9	10	11	12	13	14	15	16	17
BORKA János (266)	1	266	42	42	42	42	42	42	42	42	42	42	42	42	42	42	42	42
SZVOBODA Bence (42)	2	42	266	266	266	266	266	266	266	266	266	266	266	266	266	266	266	266
STOICHESCU Mihai (288)	3	288	9	9	9	9	9	9	9	9	9	9	9	9	9	9	9	9
DÉCZI Balázs (9)	4	9	4	4	811	811	811	811	811	811	811	811	811	811	811	811	811	811
CZUNI László (4)	5	4	811	811	102	102	102	102	102	102	20	20	20	20	102	102	102	102
HUYSMANS Jimmy (811)	6	811	288	102	20	20	20	20	20	20	102	102	102	102	20	20	20	20
NAGY Alex (102)	7	102	102	20	141	141	141	141	141	141	141	141	141	141	141	141	141	141
HUGYECZ Erik (141)	8	141	20	288	288	7	7	7	2	2	2	2	2	2	2	2	2	2
KERNER László (20)	9	20	141	141	7	10	10	10	10	10	10	10	10	10	10	101	101	101
ADAMEK Imre (7)	10	7	7	7	10	288	2	2	288	288	288	288	288	101	101	10	10	10
MAROSI Dávid (10)	11	10	10	10	2	2	288	288	101	101	101	101	101	288	288	288	288	288
PÁL Markó (49)	12	49	2	2	124	124	124	101	7	7	7	7	7	7	7	7	7	7
HUJBER Péter (2)	13	2	81	81	101	101	101	124	124	85	85	85	85	85	85	85	85	85
BÓDIS Roland (101)	14	101	101	124	85	85	85	85	85	124	124	124	124	124	124	124	124	124
SZÉP-HORVÁTH Arnold (81)	15	81	85	101	81	81	81	81	81	81	49	49	49	49	49	49	49	49
SOÓKY Zsolt (85)	16	85	124	85	49	49	49	49	49	49	81	81	81	81	81	81	81	81
BERKES Dániel (124)	17	124	49	49	4													
-	18																	
-	19																	

Orbits

Fülöp Ferenc

Pál László

Glück Csaba

Versenyigazgató

Zsúrielnök

Időmérés vezetője

Printed: 2010.09.05. 17:17:55





Monor
Hódmezővásárhely
Piliscsév
Nyársapát
Kóka
Tápióbrutse
Csolnok
Kőszárhegy

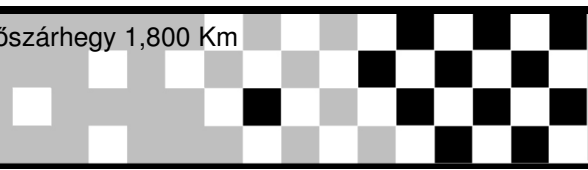
Magyar Köztársaság Nemzetközi Motocross Bajnokság Hungarian Int. MX Championship

Int. MX OB 8.f (Kőszárhegy)

Total / Összetett

Kőszárhegy 1,800 Km

1.osztály MX1/MX2



Pos	No.	Name	Nat.	Club	Make	Class	R1.	R2.	otal points
I.o. MX1									
1	42	SZVOBODA Bence		Paksi Autó és Motorsport Egyesület	KTM	I.o. MX1	25	25	50
2	266	BORKA János		Kawasaki Magyarország Motorsport Egyesület	Kawasaki	I.o. MX1	22	22	44
3	9	DÉCZI Balázs		Suzuki Hollós Racing Team MSE	Suzuki	I.o. MX1	16	20	36
4	20	KERNER László		Real Motorcentrum Motorsport Egyesület	Honda	I.o. MX1	15	18	33
5	288	STOICHESCU Mihai	Románia		Honda	I.o. MX1	13	16	29
6	81	SZÉP-HORVÁTH Arnold		Kőszárhegyi Motocross Club	KTM	I.o. MX1	14	15	29
7	8	LÉCZ Gergely		Real Motorcentrum Motorsport Egyesület	Suzuki	I.o. MX1	20	0	20
8	4	CZUNI László	Románia	Suzuki Hollós RT	Suzuki	I.o. MX1	18	0	18
I.o. MX2									
1	811	HUYSMANS Jimmy		MAMI Yamaha Fehér	Yamaha	I.o. MX2	25	25	50
2	102	NAGY Alex		Center Motorsport Club	KTM	I.o. MX2	22	22	44
3	141	HUGYECZ Erik		MAMI Yamaha Fehér	Yamaha	I.o. MX2	20	20	40
4	2	HUJBER Péter		Real Motorcentrum Motorsport Egyesület	KTM	I.o. MX2	16	18	34
5	7	ADAMEK Imre		Langer Motorsport Zomba	KTM	I.o. MX2	18	14	32
6	10	MAROSI Dávid		Real Motorcentrum Motorsport Egyesület	Suzuki	I.o. MX2	13	15	28
7	49	PÁL Markó		MX Maximum Energy Team	Kawasaki	I.o. MX2	14	11	25
8	85	SOÓKY Zsolt		Integrál Motoros Klub	Honda	I.o. MX2	11	13	24
9	124	BERKES Dániel		MAMI Yamaha Fehér	Yamaha	I.o. MX2	12	12	24
10	101	BÓDIS Roland		Center Motorsport Club	KTM	I.o. MX2	0	16	16
11	321	FIRTOSVÁRI Gábor		Kawasaki Magyarország Motorsport Egyesület	Kawasaki	I.o. MX2	15	0	15

Orbits

Fülöp Ferenc

Pál László

Glück Csaba

Versenyigazgató

Zsúrielnök

Időmérés vezetője

Printed: 2010.09.05. 17:19:03

