

Free Practice - Szabad Edzés

Pannonhalma 0,000 Km

85 ccm

2010.10.17. 09:30

Practice started at 9:30:59

| Pos | PIC | No. | Name                | Csapat            | Club                         | Class  | Make     | Best Tm  | Diff   | Laps |
|-----|-----|-----|---------------------|-------------------|------------------------------|--------|----------|----------|--------|------|
| 1   | 1   | 51  | PÁL Vencel          | KAWASAKI MO.SE    | MX Maximum Energy Team       | 85 jun | Suzuki   | 1:53.279 |        | 7    |
| 2   | 2   | 17  | BALÁSY Csaba        | MAMI YAMAHA FEHÉR | Real Motorcentrum Motorsport | 85 jun | KTM      | 1:53.748 | 0.469  | 6    |
| 3   | 3   | 97* | POLÁS Denis         | KTM OKR TEAM 2.   | Panolin Racing Team          | 85 jun | KTM      | 1:53.888 | 0.609  | 5    |
| 4   | 4   | 329 | SZONDI Levente      | Team Suzuki       | Suzuki Hollós RT SE          | 85 jun | Suzuki   | 1:54.540 | 1.261  | 7    |
| 5   | 5   | 196 | LUKÁCS Kristóf      | KTM OKR TEAM      | Kiskunlacházi Községi Motor  | 85 jun | KTM      | 1:54.566 | 1.287  | 6    |
| 6   | 1   | 8   | SZABÓ Márk          | REÁL HONDA        | Real Motorcentrum Motorsport | 85 ser | Honda    | 1:56.301 | 3.022  | 7    |
| 7   | 6   | 6   | WÉBER Krisztián     | KTM KECSKEMÉT     | Real Motorcentrum Motorsport | 85 jun | Suzuki   | 1:56.542 | 3.263  | 7    |
| 8   | 2   | 11  | ROZGONYI Ákos       |                   | Center Motorsport Club       | 85 ser | KTM      | 1:57.054 | 3.775  | 6    |
| 9   | 3   | 98  | VARGA Imre          |                   | Real Motorcentrum Motorsport | 85 ser | Suzuki   | 1:57.573 | 4.294  | 6    |
| 10  | 7   | 10  | JEROTIJEVIC Michael |                   | Ausztria                     | 85 jun | Suzuki   | 1:57.651 | 4.372  | 7    |
| 11  | 4   | 133 | ZSIGOVITS Norbert   |                   | Motocross Egyesület Csákár   | 85 ser | KTM      | 1:57.720 | 4.441  | 6    |
| 12  | 8   | 26  | CERY Norbert        |                   | Szlovákia                    | 85 jun | Yamaha   | 1:59.506 | 6.227  | 6    |
| 13  | 9   | 121 | CATANA David        |                   | STEAUUA Bucuresti            | 85 jun | Yamaha   | 2:04.074 | 10.795 | 6    |
| 14  | 10  | 20  | MANIAK Lubomir      |                   | KB TEAM                      | 85 jun | Honda    | 2:04.791 | 11.512 | 5    |
| 15  | 11  | 19  | PATAKI Martin       |                   | PMSE                         | 85 jun | Suzuki   | 2:07.110 | 13.831 | 5    |
| 16  | 12  | 34  | MOLNÁR Alexandra    |                   | MAMI Yamaha Fehér            | 85 jun | Yamaha   | 2:08.957 | 15.678 | 3    |
| 17  | 13  | 3   | HIDEG Tamás         |                   | Real Motorcentrum Motorsport | 85 jun | Honda    | 2:09.325 | 16.046 | 4    |
| 18  | 14  | 2   | GYEPES Mihály ifj   | 2M                | Gyulai Motoros Racing Team   | 85 jun | KTM      | 2:09.820 | 16.541 | 6    |
| 19  | 15  | 16  | BALOGH Máté         |                   | Fair-Play Motocross SE       | 85 jun | Honda    | 2:13.213 | 19.934 | 6    |
| 20  | 5   | 71  | JÁNOSI Gergő        |                   | Markó-Motor Sport Egyesüle   | 85 ser | KTM      | 2:16.323 | 23.044 | 5    |
| 21  | 16  | 75  | JÁNOSI Viktor       |                   | Langer Motorsport Zomba      | 85 jun | Kawasaki | 2:17.920 | 24.641 | 5    |
| 22  | 6   | 97  | HORVÁTH Szilárd     |                   | K?sz?rhegyi Motocross Club   | 85 ser | Suzuki   | 2:18.981 | 25.702 | 5    |
| 23  | 7   | 116 | CENTERICS Dominik   |                   | Real Motorcentrum Motorsport | 85 ser | Suzuki   | 2:29.756 | 36.477 | 5    |

# MX Csapatbajnokság-Team Ch.(Pannonhalma)

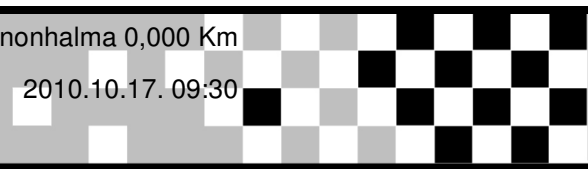
Free Practice - Szabad Edzés

Pannonhalma 0,000 Km

85 ccm

2010.10.17. 09:30

Practice started at 9:30:59



| Lap                    | Lap Tm          | Diff    | Time of Day |
|------------------------|-----------------|---------|-------------|
| <b>(51) PÁL Vencel</b> |                 |         |             |
| 1                      | 2:14.571        | +21.292 | 9:34:21.528 |
| 2                      | 1:58.826        | +5.547  | 9:36:20.354 |
| 3                      | 1:55.266        | +1.987  | 9:38:15.620 |
| 4                      | 1:55.005        | +1.726  | 9:40:10.625 |
| 5                      | <b>1:53.279</b> |         | 9:42:03.904 |
| 6                      | 1:55.267        | +1.988  | 9:43:59.171 |
| 7                      | 2:25.195        | +31.916 | 9:46:24.366 |

| Lap                      | Lap Tm          | Diff    | Time of Day |
|--------------------------|-----------------|---------|-------------|
| <b>(17) BALÁSY Csaba</b> |                 |         |             |
| 1                        | 2:27.281        | +33.533 | 9:34:11.446 |
| 2                        | 2:04.402        | +10.654 | 9:36:15.848 |
| 3                        | 2:01.751        | +8.003  | 9:38:17.599 |
| 4                        | 2:10.372        | +16.624 | 9:40:27.971 |
| 5                        | 2:08.179        | +14.431 | 9:42:36.150 |
| 6                        | <b>1:53.748</b> |         | 9:44:29.898 |

| Lap                      | Lap Tm          | Diff      | Time of Day |
|--------------------------|-----------------|-----------|-------------|
| <b>(97*) POLÁS Denis</b> |                 |           |             |
| 1                        | 2:05.702        | +11.814   | 9:33:27.118 |
| 2                        | 1:57.470        | +3.582    | 9:35:24.588 |
| 3                        | <b>1:53.888</b> |           | 9:37:18.476 |
| 4                        | 5:32.329        | +3:38.441 | 9:42:50.805 |
| 5                        | 1:54.860        | +0.972    | 9:44:45.665 |

| Lap                         | Lap Tm          | Diff    | Time of Day |
|-----------------------------|-----------------|---------|-------------|
| <b>(329) SZONDI Levente</b> |                 |         |             |
| 1                           | 2:15.954        | +21.414 | 9:33:43.990 |
| 2                           | 1:58.220        | +3.680  | 9:35:42.210 |
| 3                           | 1:54.849        | +0.309  | 9:37:37.059 |
| 4                           | 1:55.415        | +0.875  | 9:39:32.474 |
| 5                           | 1:55.609        | +1.069  | 9:41:28.083 |
| 6                           | <b>1:54.540</b> |         | 9:43:22.623 |
| 7                           | 2:25.186        | +30.646 | 9:45:47.809 |

| Lap                         | Lap Tm          | Diff      | Time of Day |
|-----------------------------|-----------------|-----------|-------------|
| <b>(196) LUKÁCS Kristóf</b> |                 |           |             |
| 1                           | 2:16.487        | +21.921   | 9:34:05.012 |
| 2                           | 1:58.797        | +4.231    | 9:36:03.809 |
| 3                           | 2:17.901        | +23.335   | 9:38:21.710 |
| 4                           | <b>1:54.566</b> |           | 9:40:16.276 |
| 5                           | 2:57.279        | +1:02.713 | 9:43:13.555 |
| 6                           | 2:07.237        | +12.671   | 9:45:20.792 |

| Lap                   | Lap Tm          | Diff    | Time of Day |
|-----------------------|-----------------|---------|-------------|
| <b>(8) SZABÓ Márk</b> |                 |         |             |
| 1                     | 2:05.991        | +9.690  | 9:33:29.080 |
| 2                     | 2:01.369        | +5.068  | 9:35:30.449 |
| 3                     | 1:56.727        | +0.426  | 9:37:27.176 |
| 4                     | 1:57.529        | +1.228  | 9:39:24.705 |
| 5                     | 2:21.461        | +25.160 | 9:41:46.166 |
| 6                     | <b>1:56.301</b> |         | 9:43:42.467 |
| 7                     | 1:59.043        | +2.742  | 9:45:41.510 |

| Lap                        | Lap Tm          | Diff    | Time of Day |
|----------------------------|-----------------|---------|-------------|
| <b>(6) WÉBER Krisztián</b> |                 |         |             |
| 1                          | 2:04.909        | +8.367  | 9:33:34.693 |
| 2                          | 1:58.919        | +2.377  | 9:35:33.612 |
| 3                          | 1:58.065        | +1.523  | 9:37:31.677 |
| 4                          | <b>1:56.542</b> |         | 9:39:28.219 |
| 5                          | 1:57.045        | +0.503  | 9:41:25.264 |
| 6                          | 2:39.143        | +42.601 | 9:44:04.407 |
| 7                          | 2:36.229        | +39.687 | 9:46:40.636 |

| Lap                       | Lap Tm   | Diff    | Time of Day |
|---------------------------|----------|---------|-------------|
| <b>(11) ROZGONYI Ákos</b> |          |         |             |
| 1                         | 2:21.123 | +24.069 | 9:34:14.100 |
| 2                         | 2:08.487 | +11.433 | 9:36:22.587 |
| 3                         | 2:01.254 | +4.200  | 9:38:23.841 |
| 4                         | 2:05.196 | +8.142  | 9:40:29.037 |
| 5                         | 1:57.385 | +0.331  | 9:42:26.422 |

| Lap                    | Lap Tm          | Diff      | Time of Day |
|------------------------|-----------------|-----------|-------------|
| 6                      | <b>1:57.054</b> |           | 9:44:23.476 |
| <b>(98) VARGA Imre</b> |                 |           |             |
| 1                      | 2:05.883        | +8.310    | 9:33:19.336 |
| 2                      | 3:23.680        | +1:26.107 | 9:36:43.016 |
| 3                      | <b>1:57.573</b> |           | 9:38:40.589 |
| 4                      | 2:01.064        | +3.491    | 9:40:41.653 |
| 5                      | 1:58.587        | +1.014    | 9:42:40.240 |
| 6                      | 1:57.861        | +0.288    | 9:44:38.101 |

| Lap                             | Lap Tm          | Diff   | Time of Day |
|---------------------------------|-----------------|--------|-------------|
| <b>(10) JEROTIJEVIC Michael</b> |                 |        |             |
| 1                               | 2:05.093        | +7.442 | 9:33:36.739 |
| 2                               | 2:00.929        | +3.278 | 9:35:37.668 |
| 3                               | 1:58.690        | +1.039 | 9:37:36.358 |
| 4                               | 2:00.200        | +2.549 | 9:39:36.558 |
| 5                               | <b>1:57.651</b> |        | 9:41:34.209 |
| 6                               | 2:00.568        | +2.917 | 9:43:34.777 |
| 7                               | 2:00.375        | +2.724 | 9:45:35.152 |

| Lap                            | Lap Tm          | Diff    | Time of Day |
|--------------------------------|-----------------|---------|-------------|
| <b>(133) ZSIGOVITS Norbert</b> |                 |         |             |
| 1                              | 2:29.932        | +32.212 | 9:34:06.979 |
| 2                              | 2:03.348        | +5.628  | 9:36:10.327 |
| 3                              | 2:05.619        | +7.899  | 9:38:15.946 |
| 4                              | 2:02.959        | +5.239  | 9:40:18.905 |
| 5                              | 2:08.957        | +11.237 | 9:42:27.862 |
| 6                              | <b>1:57.720</b> |         | 9:44:25.582 |

| Lap                      | Lap Tm          | Diff    | Time of Day |
|--------------------------|-----------------|---------|-------------|
| <b>(26) CERY Norbert</b> |                 |         |             |
| 1                        | 2:14.641        | +15.135 | 9:33:34.589 |
| 2                        | 2:06.240        | +6.734  | 9:35:40.829 |
| 3                        | 2:05.429        | +5.923  | 9:37:46.258 |
| 4                        | 2:36.459        | +36.953 | 9:40:22.717 |
| 5                        | <b>1:59.506</b> |         | 9:42:22.223 |
| 6                        | 2:02.707        | +3.201  | 9:44:24.930 |

| Lap                       | Lap Tm          | Diff    | Time of Day |
|---------------------------|-----------------|---------|-------------|
| <b>(121) CATANA David</b> |                 |         |             |
| 1                         | 2:16.658        | +12.584 | 9:34:15.142 |
| 2                         | 2:10.586        | +6.512  | 9:36:25.728 |
| 3                         | 2:05.017        | +0.943  | 9:38:30.745 |
| 4                         | 2:04.127        | +0.053  | 9:40:34.872 |
| 5                         | 2:04.132        | +0.058  | 9:42:39.004 |
| 6                         | <b>2:04.074</b> |         | 9:44:43.078 |

| Lap                        | Lap Tm          | Diff      | Time of Day |
|----------------------------|-----------------|-----------|-------------|
| <b>(20) MANIAK Lubomir</b> |                 |           |             |
| 1                          | 2:09.159        | +4.368    | 9:33:28.963 |
| 2                          | 6:19.756        | +4:14.965 | 9:39:48.719 |
| 3                          | 2:07.391        | +2.600    | 9:41:56.110 |
| 4                          | <b>2:04.791</b> |           | 9:44:00.901 |
| 5                          | 2:05.899        | +1.108    | 9:46:06.800 |

| Lap                       | Lap Tm          | Diff      | Time of Day |
|---------------------------|-----------------|-----------|-------------|
| <b>(19) PATAKI Martin</b> |                 |           |             |
| 1                         | 2:25.212        | +18.102   | 9:34:27.310 |
| 2                         | 3:11.881        | +1:04.771 | 9:37:39.191 |
| 3                         | <b>2:07.110</b> |           | 9:39:46.301 |
| 4                         | 2:07.946        | +0.836    | 9:41:54.247 |
| 5                         | 2:54.634        | +47.524   | 9:44:48.881 |

| Lap                          | Lap Tm          | Diff      | Time of Day |
|------------------------------|-----------------|-----------|-------------|
| <b>(34) MOLNÁR Alexandra</b> |                 |           |             |
| 1                            | 2:10.123        | +1.166    | 9:37:56.215 |
| 2                            | <b>2:08.957</b> |           | 9:40:05.172 |
| 3                            | 4:45.847        | +2:36.890 | 9:44:51.019 |

| Lap                    | Lap Tm          | Diff      | Time of Day |
|------------------------|-----------------|-----------|-------------|
| <b>(3) HIDEG Tamás</b> |                 |           |             |
| 1                      | 6:32.551        | +4:23.226 | 9:38:42.208 |
| 2                      | 2:09.589        | +0.264    | 9:40:51.797 |
| 3                      | <b>2:09.325</b> |           | 9:43:01.122 |

| Lap                          | Lap Tm          | Diff    | Time of Day |
|------------------------------|-----------------|---------|-------------|
| 4                            | 2:09.856        | +0.531  | 9:45:10.978 |
| <b>(2) GYEPES Mihály ifj</b> |                 |         |             |
| 1                            | 2:38.411        | +28.591 | 9:34:41.392 |
| 2                            | 2:18.859        | +9.039  | 9:37:00.251 |
| 3                            | <b>2:09.820</b> |         | 9:39:10.071 |
| 4                            | 2:16.458        | +6.638  | 9:41:26.529 |
| 5                            | 2:14.512        | +4.692  | 9:43:41.041 |
| 6                            | 2:14.140        | +4.320  | 9:45:55.181 |

| Lap                     | Lap Tm          | Diff    | Time of Day |
|-------------------------|-----------------|---------|-------------|
| <b>(16) BALOGH Máté</b> |                 |         |             |
| 1                       | 2:28.197        | +14.984 | 9:34:31.341 |
| 2                       | 2:20.173        | +6.960  | 9:36:51.514 |
| 3                       | 2:16.707        | +3.494  | 9:39:08.221 |
| 4                       | 2:16.861        | +3.648  | 9:41:25.082 |
| 5                       | 2:13.344        | +0.131  | 9:43:38.426 |
| 6                       | <b>2:13.213</b> |         | 9:45:51.639 |

| Lap                      | Lap Tm          | Diff    | Time of Day |
|--------------------------|-----------------|---------|-------------|
| <b>(71) JÁNOSI Gergő</b> |                 |         |             |
| 1                        | 2:35.308        | +18.985 | 9:34:39.905 |
| 2                        | 2:23.615        | +7.292  | 9:37:03.520 |
| 3                        | <b>2:16.323</b> |         | 9:39:19.843 |
| 4                        | 2:38.853        | +22.530 | 9:41:58.696 |
| 5                        | 2:17.805        | +1.482  | 9:44:16.501 |

| Lap                       | Lap Tm          | Diff    | Time of Day |
|---------------------------|-----------------|---------|-------------|
| <b>(75) JÁNOSI Viktor</b> |                 |         |             |
| 1                         | 2:36.554        | +18.634 | 9:34:49.809 |
| 2                         | 2:27.595        | +9.675  | 9:37:17.404 |
| 3                         | 2:25.760        | +7.840  | 9:39:43.164 |
| 4                         | 2:22.448        | +4.528  | 9:42:05.612 |
| 5                         | <b>2:17.920</b> |         | 9:44:23.532 |

| Lap                         | Lap Tm          | Diff    | Time of Day |
|-----------------------------|-----------------|---------|-------------|
| <b>(97) HORVÁTH Szilárd</b> |                 |         |             |
| 1                           | 2:31.867        | +12.886 | 9:34:40.183 |
| 2                           | 2:21.456        | +2.475  | 9:37:01.639 |
| 3                           | 2:57.389        | +38.408 | 9:39:59.028 |
| 4                           | 2:22.811        | +3.830  | 9:42:21.839 |
| 5                           | <b>2:18.981</b> |         | 9:44:40.820 |

| Lap                            | Lap Tm          | Diff    | Time of Day |
|--------------------------------|-----------------|---------|-------------|
| <b>(116) CSENERICS Dominik</b> |                 |         |             |
| 1                              | 3:18.637        | +48.881 | 9:35:34.992 |
| 2                              | 2:40.102        | +10.346 | 9:38:15.094 |
| 3                              | 2:34.487        | +4.731  | 9:40:49.581 |
| 4                              | 2:30.631        | +0.875  | 9:43:20.212 |
| 5                              | <b>2:29.756</b> |         | 9:45:49.968 |



Qualifying - Mért Edzés

Pannonhalma 0,000 Km

85 ccm

2010.10.17. 10:40

Qualifying started at 10:45:34

| Pos | PIC | No. | Name                | Csapat            | Club                        | Class  | Make     | Best Tm  | Diff   | Laps |
|-----|-----|-----|---------------------|-------------------|-----------------------------|--------|----------|----------|--------|------|
| 1   | 1   | 97* | POLÁS Denis         | KTM OKR TEAM 2.   | Panolin Racing Team         | 85 jun | KTM      | 1:48.635 |        | 5    |
| 2   | 2   | 196 | LUKÁCS Kristóf      | KTM OKR TEAM      | Kiskunlacházi Községi Motor | 85 jun | KTM      | 1:49.228 | 0.593  | 4    |
| 3   | 3   | 329 | SZONDI Levente      | TEAM SUZUKI       | Suzuki Hollós RT SE         | 85 jun | Suzuki   | 1:49.977 | 1.342  | 7    |
| 4   | 4   | 17  | BALÁSY Csaba        | MAMI YAMAHA FEHÉR | Real Motorcentrum Motorspr  | 85 jun | KTM      | 1:50.223 | 1.588  | 7    |
| 5   | 1   | 8   | SZABÓ Márk          | REÁL HONDA        | Real Motorcentrum Motorspr  | 85 ser | Honda    | 1:50.585 | 1.950  | 7    |
| 6   | 5   | 51  | PÁL Vencel          | KAWASAKI MO.SE    | MX Maximum Energy Team      | 85 jun | Suzuki   | 1:51.033 | 2.398  | 7    |
| 7   | 6   | 6   | WÉBER Krisztián     | KTM KECSKEMÉT     | Real Motorcentrum Motorspr  | 85 jun | Suzuki   | 1:51.899 | 3.264  | 7    |
| 8   | 2   | 98  | VARGA Imre          |                   | Real Motorcentrum Motorspr  | 85 ser | Suzuki   | 1:52.217 | 3.582  | 7    |
| 9   | 3   | 11  | ROZGONYI Ákos       |                   | Center Motorsport Club      | 85 ser | KTM      | 1:52.595 | 3.960  | 7    |
| 10  | 7   | 10  | JEROTIJEVIC Michael |                   | Ausztria                    | 85 jun | Suzuki   | 1:54.383 | 5.748  | 7    |
| 11  | 4   | 133 | ZSIGOVITS Norbert   |                   | Motocross Egyesület Csákár  | 85 ser | KTM      | 1:55.077 | 6.442  | 7    |
| 12  | 8   | 20  | MANIAK Lubomir      |                   | KB TEAM                     | 85 jun | Honda    | 1:55.242 | 6.607  | 7    |
| 13  | 9   | 2   | GYEPES Mihály ifj   |                   | Gyulai Motoros Racing Team  | 85 jun | KTM      | 1:57.649 | 9.014  | 5    |
| 14  | 10  | 26  | CERY Norbert        |                   | Szlovákia                   | 85 jun | Yamaha   | 1:58.137 | 9.502  | 7    |
| 15  | 11  | 19  | PATAKI Martin       |                   | PMSE                        | 85 jun | Suzuki   | 1:58.929 | 10.294 | 7    |
| 16  | 12  | 3   | HIDEG Tamás         |                   | Real Motorcentrum Motorspr  | 85 jun | Honda    | 2:01.090 | 12.455 | 7    |
| 17  | 13  | 121 | CATANA David        |                   | STEAUUA Bucuresti           | 85 jun | Yamaha   | 2:01.293 | 12.658 | 7    |
| 18  | 14  | 16  | BALOGH Máté         |                   | Fair-Play Motocross SE      | 85 jun | Honda    | 2:05.222 | 16.587 | 7    |
| 19  | 15  | 34  | MOLNÁR Alexandra    |                   | MAMI Yamaha Fehér           | 85 jun | Yamaha   | 2:05.754 | 17.119 | 5    |
| 20  | 5   | 97  | HORVÁTH Szilárd     |                   | K?sz?rhegyi Motocross Club  | 85 ser | Suzuki   | 2:08.610 | 19.975 | 6    |
| 21  | 6   | 71  | JÁNOSI Gergő        |                   | Markó-Motor Sport Egyesüle  | 85 ser | KTM      | 2:10.980 | 22.345 | 7    |
| 22  | 16  | 75  | JÁNOSI Viktor       |                   | Langer Motorsport Zomba     | 85 jun | Kawasaki | 2:11.439 | 22.804 | 6    |
| 23  | 7   | 116 | CSENERICS Dominik   |                   | Real Motorcentrum Motorspr  | 85 ser | Suzuki   | 2:19.833 | 31.198 | 6    |

# MX Csapatbajnokság-Team Ch.(Pannonhalma)

Qualifying - Mért Edzés

Pannonhalma 0,000 Km

85 ccm

2010.10.17. 10:40

Qualifying started at 10:45:34

| Lap                      | Lap Tm          | Diff      | Time of Day  |
|--------------------------|-----------------|-----------|--------------|
| <b>(97*) POLÁS Denis</b> |                 |           |              |
| 1                        | 1:51.988        | +3.353    | 10:49:08.139 |
| 2                        | 1:48.757        | +0.122    | 10:50:56.896 |
| 3                        | <b>1:48.635</b> |           | 10:52:45.531 |
| 4                        | 5:52.751        | +4:04.116 | 10:58:38.282 |
| 5                        | 1:49.917        | +1.282    | 11:00:28.199 |

|                             |                 |         |              |
|-----------------------------|-----------------|---------|--------------|
| <b>(196) LUKÁCS Kristóf</b> |                 |         |              |
| 1                           | 2:00.796        | +11.568 | 10:47:49.513 |
| 2                           | <b>1:49.228</b> |         | 10:49:38.741 |
| 3                           | 2:31.417        | +42.189 | 10:52:10.158 |
| 4                           | 2:06.559        | +17.331 | 10:54:16.717 |

|                             |                 |           |              |
|-----------------------------|-----------------|-----------|--------------|
| <b>(329) SZONDI Levente</b> |                 |           |              |
| 1                           | 1:54.023        | +4.046    | 10:47:44.162 |
| 2                           | <b>1:49.977</b> |           | 10:49:34.139 |
| 3                           | 1:51.916        | +1.939    | 10:51:26.055 |
| 4                           | 1:51.560        | +1.583    | 10:53:17.615 |
| 5                           | 3:00.906        | +1:10.929 | 10:56:18.521 |
| 6                           | 1:52.911        | +2.934    | 10:58:11.432 |
| 7                           | 1:52.802        | +2.825    | 11:00:04.234 |

|                          |                 |           |              |
|--------------------------|-----------------|-----------|--------------|
| <b>(17) BALÁSY Csaba</b> |                 |           |              |
| 1                        | 1:59.603        | +9.380    | 10:48:14.792 |
| 2                        | 1:51.179        | +0.956    | 10:50:05.971 |
| 3                        | 1:52.437        | +2.214    | 10:51:58.408 |
| 4                        | 1:54.092        | +3.869    | 10:53:52.500 |
| 5                        | <b>1:50.223</b> |           | 10:55:42.723 |
| 6                        | 3:55.483        | +2:05.260 | 10:59:38.206 |
| 7                        | 2:23.473        | +33.250   | 11:02:01.679 |

|                       |                 |           |              |
|-----------------------|-----------------|-----------|--------------|
| <b>(8) SZABÓ Márk</b> |                 |           |              |
| 1                     | 1:54.639        | +4.054    | 10:47:54.929 |
| 2                     | 1:51.439        | +0.854    | 10:49:46.368 |
| 3                     | 1:51.315        | +0.730    | 10:51:37.683 |
| 4                     | <b>1:50.585</b> |           | 10:53:28.268 |
| 5                     | 1:53.426        | +2.841    | 10:55:21.694 |
| 6                     | 3:55.269        | +2:04.684 | 10:59:16.963 |
| 7                     | 1:51.627        | +1.042    | 11:01:08.590 |

|                        |                 |           |              |
|------------------------|-----------------|-----------|--------------|
| <b>(51) PÁL Vencel</b> |                 |           |              |
| 1                      | 2:05.927        | +14.894   | 10:48:27.093 |
| 2                      | <b>1:51.033</b> |           | 10:50:18.126 |
| 3                      | 3:28.096        | +1:37.063 | 10:53:46.222 |
| 4                      | 1:55.370        | +4.337    | 10:55:41.592 |
| 5                      | 1:53.028        | +1.995    | 10:57:34.620 |
| 6                      | 1:51.458        | +0.425    | 10:59:26.078 |
| 7                      | 1:51.287        | +0.254    | 11:01:17.365 |

|                            |                 |         |              |
|----------------------------|-----------------|---------|--------------|
| <b>(6) WÉBER Krisztián</b> |                 |         |              |
| 1                          | 2:11.217        | +19.318 | 10:48:37.813 |
| 2                          | 1:52.124        | +0.225  | 10:50:29.937 |
| 3                          | 1:53.977        | +2.078  | 10:52:23.914 |
| 4                          | 2:31.404        | +39.505 | 10:54:55.318 |
| 5                          | 1:53.593        | +1.694  | 10:56:48.911 |
| 6                          | <b>1:51.899</b> |         | 10:58:40.810 |
| 7                          | 1:54.289        | +2.390  | 11:00:35.099 |

|                        |          |           |              |
|------------------------|----------|-----------|--------------|
| <b>(98) VARGA Imre</b> |          |           |              |
| 1                      | 1:56.364 | +4.147    | 10:47:51.693 |
| 2                      | 1:53.396 | +1.179    | 10:49:45.089 |
| 3                      | 1:54.788 | +2.571    | 10:51:39.877 |
| 4                      | 1:52.394 | +0.177    | 10:53:32.271 |
| 5                      | 3:18.771 | +1:26.554 | 10:56:51.042 |
| 6                      | 1:53.168 | +0.951    | 10:58:44.210 |

| Lap | Lap Tm          | Diff | Time of Day  |
|-----|-----------------|------|--------------|
| 7   | <b>1:52.217</b> |      | 11:00:36.427 |

|                           |                 |         |              |
|---------------------------|-----------------|---------|--------------|
| <b>(11) ROZGONYI Ákos</b> |                 |         |              |
| 1                         | 1:58.611        | +6.016  | 10:47:57.775 |
| 2                         | 1:53.989        | +1.394  | 10:49:51.764 |
| 3                         | 1:53.063        | +0.468  | 10:51:44.827 |
| 4                         | <b>1:52.595</b> |         | 10:53:37.422 |
| 5                         | 2:06.514        | +13.919 | 10:55:43.936 |
| 6                         | 2:40.379        | +47.784 | 10:58:24.315 |
| 7                         | 1:53.608        | +1.013  | 11:00:17.923 |

|                                 |                 |         |              |
|---------------------------------|-----------------|---------|--------------|
| <b>(10) JEROTIJEVIC Michael</b> |                 |         |              |
| 1                               | 1:56.801        | +2.418  | 10:48:01.139 |
| 2                               | 1:56.880        | +2.497  | 10:49:58.019 |
| 3                               | 2:13.395        | +19.012 | 10:52:11.414 |
| 4                               | 2:00.530        | +6.147  | 10:54:11.944 |
| 5                               | <b>1:54.383</b> |         | 10:56:06.327 |
| 6                               | 1:58.441        | +4.058  | 10:58:04.768 |
| 7                               | 2:01.563        | +7.180  | 11:00:06.331 |

|                                |                 |           |              |
|--------------------------------|-----------------|-----------|--------------|
| <b>(133) ZSIGOVITS Norbert</b> |                 |           |              |
| 1                              | 2:04.337        | +9.260    | 10:48:17.126 |
| 2                              | 1:59.986        | +4.909    | 10:50:17.112 |
| 3                              | 2:03.008        | +7.931    | 10:52:20.120 |
| 4                              | 3:16.916        | +1:21.839 | 10:55:37.036 |
| 5                              | 1:56.901        | +1.824    | 10:57:33.937 |
| 6                              | <b>1:55.077</b> |           | 10:59:29.014 |
| 7                              | 2:35.439        | +40.362   | 11:02:04.453 |

|                            |                 |           |              |
|----------------------------|-----------------|-----------|--------------|
| <b>(20) MANIAK Lubomir</b> |                 |           |              |
| 1                          | 1:56.581        | +1.339    | 10:47:59.212 |
| 2                          | 1:56.773        | +1.531    | 10:49:55.985 |
| 3                          | 1:55.431        | +0.189    | 10:51:51.416 |
| 4                          | 2:08.425        | +13.183   | 10:53:59.841 |
| 5                          | <b>1:55.242</b> |           | 10:55:55.083 |
| 6                          | 1:56.918        | +1.676    | 10:57:52.001 |
| 7                          | 3:43.699        | +1:48.457 | 11:01:35.700 |

|                              |                 |           |              |
|------------------------------|-----------------|-----------|--------------|
| <b>(2) GYEPES Mihály ifj</b> |                 |           |              |
| 1                            | 2:10.123        | +12.474   | 10:48:40.609 |
| 2                            | <b>1:57.649</b> |           | 10:50:38.258 |
| 3                            | 1:57.837        | +0.188    | 10:52:36.095 |
| 4                            | 6:10.731        | +4:13.082 | 10:58:46.826 |
| 5                            | 2:04.253        | +6.604    | 11:00:51.079 |

|                          |                 |         |              |
|--------------------------|-----------------|---------|--------------|
| <b>(26) CERY Norbert</b> |                 |         |              |
| 1                        | 2:00.328        | +2.191  | 10:48:07.066 |
| 2                        | 1:58.449        | +0.312  | 10:50:05.515 |
| 3                        | 1:58.991        | +0.854  | 10:52:04.506 |
| 4                        | 2:55.936        | +57.799 | 10:55:00.442 |
| 5                        | 2:33.878        | +35.741 | 10:57:34.320 |
| 6                        | 1:58.407        | +0.270  | 10:59:32.727 |
| 7                        | <b>1:58.137</b> |         | 11:01:30.864 |

|                           |                 |         |              |
|---------------------------|-----------------|---------|--------------|
| <b>(19) PATAKI Martin</b> |                 |         |              |
| 1                         | 2:10.468        | +11.539 | 10:48:50.882 |
| 2                         | 1:59.084        | +0.155  | 10:50:49.966 |
| 3                         | <b>1:58.929</b> |         | 10:52:48.895 |
| 4                         | 2:00.826        | +1.897  | 10:54:49.721 |
| 5                         | 2:49.308        | +50.379 | 10:57:39.029 |
| 6                         | 2:01.123        | +2.194  | 10:59:40.152 |
| 7                         | 2:07.338        | +8.409  | 11:01:47.490 |

|                        |                 |        |              |
|------------------------|-----------------|--------|--------------|
| <b>(3) HIDEG Tamás</b> |                 |        |              |
| 1                      | 2:02.650        | +1.560 | 10:47:55.868 |
| 2                      | <b>2:01.090</b> |        | 10:49:56.958 |

|   |          |         |              |
|---|----------|---------|--------------|
| 3 | 2:02.282 | +1.192  | 10:51:59.240 |
| 4 | 2:07.660 | +6.570  | 10:54:06.900 |
| 5 | 2:03.318 | +2.228  | 10:56:10.218 |
| 6 | 2:41.548 | +40.458 | 10:58:51.766 |
| 7 | 2:05.222 | +4.132  | 11:00:56.988 |

|                           |                 |           |              |
|---------------------------|-----------------|-----------|--------------|
| <b>(121) CATANA David</b> |                 |           |              |
| 1                         | 2:09.044        | +7.751    | 10:48:41.801 |
| 2                         | 2:02.628        | +1.335    | 10:50:44.429 |
| 3                         | 2:35.035        | +33.742   | 10:53:19.464 |
| 4                         | <b>2:01.293</b> |           | 10:55:20.757 |
| 5                         | 2:04.413        | +3.120    | 10:57:25.170 |
| 6                         | 2:02.839        | +1.546    | 10:59:28.009 |
| 7                         | 3:42.251        | +1:40.958 | 11:03:10.260 |

|                         |                 |         |              |
|-------------------------|-----------------|---------|--------------|
| <b>(16) BALOGH Máté</b> |                 |         |              |
| 1                       | 2:21.014        | +15.792 | 10:48:51.846 |
| 2                       | 2:07.096        | +1.874  | 10:50:58.942 |
| 3                       | 2:07.646        | +2.424  | 10:53:06.588 |
| 4                       | 2:05.994        | +0.772  | 10:55:12.582 |
| 5                       | 2:07.780        | +2.558  | 10:57:20.362 |
| 6                       | 2:05.961        | +0.739  | 10:59:26.323 |
| 7                       | <b>2:05.222</b> |         | 11:01:31.545 |

|                              |                 |           |              |
|------------------------------|-----------------|-----------|--------------|
| <b>(34) MOLNÁR Alexandra</b> |                 |           |              |
| 1                            | 2:10.158        | +4.404    | 10:48:50.469 |
| 2                            | 2:15.287        | +9.533    | 10:51:05.756 |
| 3                            | 2:08.016        | +2.262    | 10:53:13.772 |
| 4                            | <b>2:05.754</b> |           | 10:55:19.526 |
| 5                            | 5:02.275        | +2:56.521 | 11:00:21.801 |

|                             |                 |         |              |
|-----------------------------|-----------------|---------|--------------|
| <b>(97) HORVÁTH Szilárd</b> |                 |         |              |
| 1                           | 2:13.717        | +5.107  | 10:48:46.306 |
| 2                           | 2:10.357        | +1.747  | 10:50:56.663 |
| 3                           | <b>2:08.610</b> |         | 10:53:05.273 |
| 4                           | 2:10.333        | +1.723  | 10:55:15.606 |
| 5                           | 2:59.854        | +51.244 | 10:58:15.460 |
| 6                           | 2:08.896        | +0.286  | 11:00:24.356 |

|                          |                 |         |              |
|--------------------------|-----------------|---------|--------------|
| <b>(71) JÁNOSI Gergő</b> |                 |         |              |
| 1                        | 2:24.739        | +13.759 | 10:48:37.496 |
| 2                        | 2:15.808        | +4.828  | 10:50:53.304 |
| 3                        | <b>2:10.980</b> |         | 10:53:04.284 |
| 4                        | 2:12.012        | +1.032  | 10:55:16.296 |
| 5                        | 2:11.321        | +0.341  | 10:57:27.617 |
| 6                        | 2:14.634        | +3.654  | 10:59:42.251 |
| 7                        | 2:18.467        | +7.487  | 11:02:00.718 |

|                           |                 |         |              |
|---------------------------|-----------------|---------|--------------|
| <b>(75) JÁNOSI Viktor</b> |                 |         |              |
| 1                         | 2:13.500        | +2.061  | 10:48:48.374 |
| 2                         | 2:15.369        | +3.930  | 10:51:03.743 |
| 3                         | 2:12.477        | +1.038  | 10:53:16.220 |
| 4                         | <b>2:11.439</b> |         | 10:55:27.659 |
| 5                         | 2:38.353        | +26.914 | 10:58:06.012 |
| 6                         | 2:12.205        | +0.766  | 11:00:18.217 |

|                                |                 |         |              |
|--------------------------------|-----------------|---------|--------------|
| <b>(116) CSENERICS Dominik</b> |                 |         |              |
| 1                              | 2:41.541        | +21.708 | 10:49:08.773 |
| 2                              | 2:23.932        | +4.099  | 10:51:32.705 |
| 3                              | 2:22.942        | +3.109  | 10:53:55.647 |
| 4                              | 2:20.643        | +0.810  | 10:56:16.290 |
| 5                              | <b>2:19.833</b> |         | 10:58:36.123 |
| 6                              | 2:20.310        | +0.477  | 11:00:56.433 |

Orbits



## MX Csapatbajnokság-Team Ch.(Pannonhalma)

Sorted on Laps

Race 1 - 1.futam

Pannonhalma 0,000 Km

85 ccm

2010.10.17. 13:25

Race (15:00 and 2 Laps) started at 13:27:27

| Pos                           | PIC | No. | Name                | Club                      | Csapat          | Make     | Class     | Laps | Total Tm  | Diff     | Best Tm  | Points |
|-------------------------------|-----|-----|---------------------|---------------------------|-----------------|----------|-----------|------|-----------|----------|----------|--------|
| 1                             | 1   | 97  | POLÁS Denis         | Panolin Racing Team       | KTM OKR TEAM 2. | KTM      | 85 junior | 10   | 18:44.019 |          | 1:49.144 | 25     |
| 2                             | 2   | 17  | BALÁSY Csaba        | Real Motorcentrum Motors  | MAMI YAMAHA FEH | KTM      | 85 junior | 10   | 19:03.435 | 19.416   | 1:49.790 | 22     |
| 3                             | 3   | 6   | WÉBER Krisztián     | Real Motorcentrum Motors  | KTM KECSKEMÉT   | Suzuki   | 85 junior | 10   | 19:06.117 | 22.098   | 1:50.971 | 20     |
| 4                             | 4   | 196 | LUKÁCS Kristóf      | Kiskunlacházi Községi Mot | KTM OKR TEAM    | KTM      | 85 junior | 10   | 19:14.337 | 30.318   | 1:52.430 | 18     |
| 5                             | 5   | 51  | PÁL Vencel          | MX Maximum Energy Team    | KAWASAKI MO.SE  | Suzuki   | 85 junior | 10   | 19:20.697 | 36.678   | 1:52.575 | 16     |
| 6                             | 1   | 8   | SZABÓ Márk          | Real Motorcentrum Motors  | REÁL HONDA      | Honda    | 85 serdül | 10   | 19:24.262 | 40.243   | 1:52.333 | 25     |
| 7                             | 6   | 329 | SZONDI Levente      | Suzuki Hollós RT SE       | TEAM SUZUKI     | Suzuki   | 85 junior | 10   | 19:30.668 | 46.649   | 1:51.465 | 15     |
| 8                             | 2   | 11  | ROZGONYI Ákos       | Center Motorsport Club    |                 | KTM      | 85 serdül | 10   | 19:33.980 | 49.961   | 1:54.216 | 22     |
| 9                             | 7   | 20  | MANIAK Lubomir      | KB TEAM                   |                 | Honda    | 85 junior | 10   | 19:39.725 | 55.706   | 1:54.590 | 14     |
| 10                            | 8   | 10  | JEROTIJEVIC Michael | Ausztria                  |                 | Suzuki   | 85 junior | 10   | 19:52.704 | 1:08.685 | 1:55.074 | 13     |
| 11                            | 9   | 19  | PATAKI Martin       | PMSE                      |                 | Suzuki   | 85 junior | 10   | 20:08.987 | 1:24.968 | 1:57.893 | 12     |
| 12                            | 3   | 133 | ZSIGOVITS Norbert   | Motocross Egyesület Csák  |                 | KTM      | 85 serdül | 10   | 20:13.029 | 1:29.010 | 1:55.457 | 20     |
| 13                            | 10  | 26  | CERY Norbert        | Szlovákia                 |                 | Yamaha   | 85 junior | 10   | 20:28.829 | 1:44.810 | 1:59.259 | 11     |
| 14                            | 11  | 2   | GYEPES Mihály ifj   | Gyulai Motoros Racing Tea |                 | KTM      | 85 junior | 9    | 19:04.482 | 1 Lap    | 1:59.457 | 10     |
| 15                            | 12  | 121 | CATANA David        | STEAUUA Bucuresti         |                 | Yamaha   | 85 junior | 9    | 19:15.092 | 1 Lap    | 2:02.681 | 9      |
| 16                            | 13  | 34  | MOLNÁR Alexandra    | MAMI Yamaha Fehér         |                 | Yamaha   | 85 junior | 9    | 19:17.456 | 1 Lap    | 2:03.693 | 8      |
| 17                            | 14  | 16  | BALOGH Máté         | Fair-Play Motocross SE    |                 | Honda    | 85 junior | 9    | 19:22.340 | 1 Lap    | 2:03.627 | 7      |
| 18                            | 4   | 71  | JÁNOSI Gergő        | Markó-Motor Sport Egyesü  |                 | KTM      | 85 serdül | 9    | 19:48.746 | 1 Lap    | 2:08.394 | 18     |
| 19                            | 5   | 9   | HORVÁTH Szilárd     | Kőszárhegyi Motocross Cl  |                 | Suzuki   | 85 serdül | 9    | 19:49.288 | 1 Lap    | 2:07.605 | 16     |
| 20                            | 15  | 75  | JÁNOSI Viktor       | Langer Motorsport Zomba   |                 | Kawasaki | 85 junior | 9    | 19:55.935 | 1 Lap    | 2:08.044 | 6      |
| 21                            | 16  | 3   | HIDEG Tamás         | Real Motorcentrum Motors  |                 | Honda    | 85 junior | 9    | 20:54.426 | 1 Lap    | 2:03.378 | 5      |
| 22                            | 6   | 116 | CSENERICS Dominik   | Real Motorcentrum Motors  |                 | Suzuki   | 85 serdül | 8    | 19:22.628 | 2 Laps   | 2:18.562 | 15     |
| Not classified (75% = 7 Laps) |     |     |                     |                           |                 |          |           |      |           |          |          |        |
| DNS                           | DNS | 98  | VARGA Imre          | Real Motorcentrum Motors  |                 | Suzuki   | 85 serdül |      |           | DNS      |          | 0      |

Margin of Victory

Avg. Speed

Best Lap Tm

Best Spd

Best Lap by

19.416

-

1:49.144

-

97 - POLÁS Denis

Orbits



## MX Csapatbajnokság-Team Ch.(Pannonhalma)

Sorted on Laps

Race 1 - 1.futam

Pannonhalma 0,000 Km

85 ccm

2010.10.17. 13:25

Race (15:00 and 2 Laps) started at 13:27:27

| Pos                           | PIC | No. | Name                | Club                      | Csapat          | Make     | Class      | Laps | Total Tm  | Diff     | Best Tm  | Points |
|-------------------------------|-----|-----|---------------------|---------------------------|-----------------|----------|------------|------|-----------|----------|----------|--------|
| <b>85 junior</b>              |     |     |                     |                           |                 |          |            |      |           |          |          |        |
| 1                             | 1   | 97  | POLÁS Denis         | Panolin Racing Team       | KTM OKR TEAM 2. | KTM      | 85 junior  | 10   | 18:44.019 |          | 1:49.144 | 25     |
| 2                             | 2   | 17  | BALÁSY Csaba        | Real Motorcentrum Motors  | MAMI YAMAHA FEH | KTM      | 85 junior  | 10   | 19:03.435 | 19.416   | 1:49.790 | 22     |
| 3                             | 3   | 6   | WÉBER Krisztián     | Real Motorcentrum Motors  | KTM KECSKEMÉT   | Suzuki   | 85 junior  | 10   | 19:06.117 | 22.098   | 1:50.971 | 20     |
| 4                             | 4   | 196 | LUKÁCS Kristóf      | Kiskunlacházi Községi Mot | KTM OKR TEAM    | KTM      | 85 junior  | 10   | 19:14.337 | 30.318   | 1:52.430 | 18     |
| 5                             | 5   | 51  | PÁL Vencel          | MX Maximum Energy Team    | KAWASAKI MO.SE  | Suzuki   | 85 junior  | 10   | 19:20.697 | 36.678   | 1:52.575 | 16     |
| 6                             | 6   | 329 | SZONDI Levente      | Suzuki Hollós RT SE       | TEAM SUZUKI     | Suzuki   | 85 junior  | 10   | 19:30.668 | 46.649   | 1:51.465 | 15     |
| 7                             | 7   | 20  | MANIAK Lubomir      | KB TEAM                   |                 | Honda    | 85 junior  | 10   | 19:39.725 | 55.706   | 1:54.590 | 14     |
| 8                             | 8   | 10  | JEROTIJEVIC Michael | Ausztria                  |                 | Suzuki   | 85 junior  | 10   | 19:52.704 | 1:08.685 | 1:55.074 | 13     |
| 9                             | 9   | 19  | PATAKI Martin       | PMSE                      |                 | Suzuki   | 85 junior  | 10   | 20:08.987 | 1:24.968 | 1:57.893 | 12     |
| 10                            | 10  | 26  | CERY Norbert        | Szlovákia                 |                 | Yamaha   | 85 junior  | 10   | 20:28.829 | 1:44.810 | 1:59.259 | 11     |
| 11                            | 11  | 2   | GYEPES Mihály ifj   | Gyulai Motoros Racing Tea |                 | KTM      | 85 junior  | 9    | 19:04.482 | 1 Lap    | 1:59.457 | 10     |
| 12                            | 12  | 121 | CATANA David        | STEUAU Bucuresti          |                 | Yamaha   | 85 junior  | 9    | 19:15.092 | 1 Lap    | 2:02.681 | 9      |
| 13                            | 13  | 34  | MOLNÁR Alexandra    | MAMI Yamaha Fehér         |                 | Yamaha   | 85 junior  | 9    | 19:17.456 | 1 Lap    | 2:03.693 | 8      |
| 14                            | 14  | 16  | BALOGH Máté         | Fair-Play Motocross SE    |                 | Honda    | 85 junior  | 9    | 19:22.340 | 1 Lap    | 2:03.627 | 7      |
| 15                            | 15  | 75  | JÁNOSI Viktor       | Langer Motorsport Zomba   |                 | Kawasaki | 85 junior  | 9    | 19:55.935 | 1 Lap    | 2:08.044 | 6      |
| 16                            | 16  | 3   | HIDEG Tamás         | Real Motorcentrum Motors  |                 | Honda    | 85 junior  | 9    | 20:54.426 | 1 Lap    | 2:03.378 | 5      |
| <b>85 serdülő</b>             |     |     |                     |                           |                 |          |            |      |           |          |          |        |
| 1                             | 1   | 8   | SZABO Márk          | Real Motorcentrum Motors  | REAL HONDA      | Honda    | 85 serdülő | 10   | 19:24.262 |          | 1:52.333 | 25     |
| 2                             | 2   | 11  | ROZGONYI Ákos       | Center Motorsport Club    |                 | KTM      | 85 serdülő | 10   | 19:33.980 | 9.718    | 1:54.216 | 22     |
| 3                             | 3   | 133 | ZSIGOVITS Norbert   | Motocross Egyesület Csák  |                 | KTM      | 85 serdülő | 10   | 20:13.029 | 48.767   | 1:55.457 | 20     |
| 4                             | 4   | 71  | JÁNOSI Gergő        | Markó-Motor Sport Egyesű  |                 | KTM      | 85 serdülő | 9    | 19:48.746 | 1 Lap    | 2:08.394 | 18     |
| 5                             | 5   | 9   | HORVÁTH Szilárd     | Kőszárhegyi Motocross Clt |                 | Suzuki   | 85 serdülő | 9    | 19:49.288 | 1 Lap    | 2:07.605 | 16     |
| 6                             | 6   | 116 | CSENERICS Dominik   | Real Motorcentrum Motors  |                 | Suzuki   | 85 serdülő | 8    | 19:22.628 | 2 Laps   | 2:18.562 | 15     |
| Not classified (75% = 7 Laps) |     |     |                     |                           |                 |          |            |      |           |          |          |        |
| INS                           | DNS | 98  | VARGA Imre          | Real Motorcentrum Motors  |                 | Suzuki   | 85 serdülő |      |           | DNS      |          | 0      |

Margin of Victory

Avg. Speed

Best Lap Tm

Best Spd

Best Lap by

19.416

-

1:49.144

-

97 - POLÁS Denis

Orbits



# MX Csapatbajnokság-Team Ch.(Pannonhalma)


Race 1 - 1.futam

Pannonhalma 0,000 Km

85 ccm

2010.10.17. 13:25

Race (15:00 and 2 Laps) started at 13:27:27



| Lap                     | Lap Tm          | Diff   | Time of Day  |
|-------------------------|-----------------|--------|--------------|
| <b>(97) POLÁS Denis</b> |                 |        |              |
| 1                       | 1:53.006        | +3.862 | 13:29:36.074 |
| 2                       | 1:50.546        | +1.402 | 13:31:26.620 |
| 3                       | 1:49.635        | +0.491 | 13:33:16.255 |
| 4                       | <b>1:49.144</b> |        | 13:35:05.399 |
| 5                       | 1:49.901        | +0.757 | 13:36:55.300 |
| 6                       | 1:49.775        | +0.631 | 13:38:45.075 |
| 7                       | 1:50.989        | +1.845 | 13:40:36.064 |
| 8                       | 1:51.230        | +2.086 | 13:42:27.294 |
| 9                       | 1:52.133        | +2.989 | 13:44:19.427 |
| 10                      | 1:51.703        | +2.559 | 13:46:11.130 |

| Lap                      | Lap Tm          | Diff    | Time of Day  |
|--------------------------|-----------------|---------|--------------|
| <b>(17) BALÁSY Csaba</b> |                 |         |              |
| 1                        | 1:52.625        | +2.835  | 13:29:34.744 |
| 2                        | 1:51.359        | +1.569  | 13:31:26.103 |
| 3                        | 1:51.464        | +1.674  | 13:33:17.567 |
| 4                        | 1:50.560        | +0.770  | 13:35:08.127 |
| 5                        | <b>1:49.790</b> |         | 13:36:57.917 |
| 6                        | 2:04.770        | +14.980 | 13:39:02.687 |
| 7                        | 1:51.141        | +1.351  | 13:40:53.828 |
| 8                        | 1:51.719        | +1.929  | 13:42:45.547 |
| 9                        | 1:52.000        | +2.210  | 13:44:37.547 |
| 10                       | 1:52.999        | +3.209  | 13:46:30.546 |

| Lap                        | Lap Tm          | Diff   | Time of Day  |
|----------------------------|-----------------|--------|--------------|
| <b>(6) WÉBER Krisztián</b> |                 |        |              |
| 1                          | 1:56.161        | +5.190 | 13:29:40.151 |
| 2                          | 1:51.055        | +0.084 | 13:31:31.206 |
| 3                          | 1:51.673        | +0.702 | 13:33:22.879 |
| 4                          | 1:52.588        | +1.617 | 13:35:15.467 |
| 5                          | <b>1:50.971</b> |        | 13:37:06.438 |
| 6                          | 1:53.518        | +2.547 | 13:38:59.956 |
| 7                          | 1:52.716        | +1.745 | 13:40:52.672 |
| 8                          | 1:51.647        | +0.676 | 13:42:44.319 |
| 9                          | 1:54.031        | +3.060 | 13:44:38.350 |
| 10                         | 1:54.878        | +3.907 | 13:46:33.228 |

| Lap                         | Lap Tm          | Diff   | Time of Day  |
|-----------------------------|-----------------|--------|--------------|
| <b>(196) LUKÁCS Kristóf</b> |                 |        |              |
| 1                           | 1:54.636        | +2.206 | 13:29:37.625 |
| 2                           | 1:52.698        | +0.268 | 13:31:30.323 |
| 3                           | <b>1:52.430</b> |        | 13:33:22.753 |
| 4                           | 1:52.765        | +0.335 | 13:35:15.518 |
| 5                           | 1:54.003        | +1.573 | 13:37:09.521 |
| 6                           | 1:54.336        | +1.906 | 13:39:03.857 |
| 7                           | 1:52.721        | +0.291 | 13:40:56.578 |
| 8                           | 1:53.500        | +1.070 | 13:42:50.078 |
| 9                           | 1:54.450        | +2.020 | 13:44:44.528 |
| 10                          | 1:56.920        | +4.490 | 13:46:41.448 |

| Lap                    | Lap Tm          | Diff   | Time of Day  |
|------------------------|-----------------|--------|--------------|
| <b>(51) PÁL Vencel</b> |                 |        |              |
| 1                      | 1:58.158        | +5.583 | 13:29:41.644 |
| 2                      | 1:55.041        | +2.466 | 13:31:36.685 |
| 3                      | 1:54.328        | +1.753 | 13:33:31.013 |
| 4                      | 1:54.470        | +1.895 | 13:35:25.483 |
| 5                      | 1:52.922        | +0.347 | 13:37:18.405 |
| 6                      | 1:53.192        | +0.617 | 13:39:11.597 |
| 7                      | 1:53.138        | +0.563 | 13:41:04.735 |
| 8                      | 1:55.149        | +2.574 | 13:42:59.884 |
| 9                      | <b>1:52.575</b> |        | 13:44:52.459 |
| 10                     | 1:55.349        | +2.774 | 13:46:47.808 |

| Lap                   | Lap Tm          | Diff   | Time of Day  |
|-----------------------|-----------------|--------|--------------|
| <b>(8) SZABÓ Márk</b> |                 |        |              |
| 1                     | 1:53.437        | +1.104 | 13:29:35.002 |
| 2                     | 1:55.698        | +3.365 | 13:31:30.700 |
| 3                     | 1:56.631        | +4.298 | 13:33:27.331 |
| 4                     | <b>1:52.333</b> |        | 13:35:19.664 |

| Lap | Lap Tm   | Diff   | Time of Day  |
|-----|----------|--------|--------------|
| 5   | 1:53.215 | +0.882 | 13:37:12.879 |
| 6   | 1:54.399 | +2.066 | 13:39:07.278 |
| 7   | 1:54.527 | +2.194 | 13:41:01.805 |
| 8   | 1:56.224 | +3.891 | 13:42:58.029 |
| 9   | 1:56.143 | +3.810 | 13:44:54.172 |
| 10  | 1:57.201 | +4.868 | 13:46:51.373 |

| Lap                         | Lap Tm          | Diff    | Time of Day  |
|-----------------------------|-----------------|---------|--------------|
| <b>(329) SZONDI Levente</b> |                 |         |              |
| 1                           | 1:56.303        | +4.838  | 13:29:40.040 |
| 2                           | 1:52.873        | +1.408  | 13:31:32.913 |
| 3                           | 1:53.262        | +1.797  | 13:33:26.175 |
| 4                           | <b>1:51.465</b> |         | 13:35:17.640 |
| 5                           | 1:52.837        | +1.372  | 13:37:10.477 |
| 6                           | 2:08.292        | +16.827 | 13:39:18.769 |
| 7                           | 1:55.712        | +4.247  | 13:41:14.481 |
| 8                           | 1:52.466        | +1.001  | 13:43:06.947 |
| 9                           | 1:55.423        | +3.958  | 13:45:02.370 |
| 10                          | 1:55.409        | +3.944  | 13:46:57.779 |

| Lap                       | Lap Tm          | Diff   | Time of Day  |
|---------------------------|-----------------|--------|--------------|
| <b>(11) ROZGONYI Ákos</b> |                 |        |              |
| 1                         | 1:59.194        | +4.978 | 13:29:43.464 |
| 2                         | 1:54.576        | +0.360 | 13:31:38.040 |
| 3                         | <b>1:54.216</b> |        | 13:33:32.256 |
| 4                         | 1:55.254        | +1.038 | 13:35:27.510 |
| 5                         | 1:55.151        | +0.935 | 13:37:22.661 |
| 6                         | 1:55.105        | +0.889 | 13:39:17.766 |
| 7                         | 1:56.253        | +2.037 | 13:41:14.019 |
| 8                         | 1:54.547        | +0.331 | 13:43:08.566 |
| 9                         | 1:58.233        | +4.017 | 13:45:06.799 |
| 10                        | 1:54.292        | +0.076 | 13:47:01.091 |

| Lap                        | Lap Tm          | Diff   | Time of Day  |
|----------------------------|-----------------|--------|--------------|
| <b>(20) MANIAK Lubomir</b> |                 |        |              |
| 1                          | 1:56.794        | +2.204 | 13:29:39.452 |
| 2                          | 1:56.241        | +1.651 | 13:31:35.693 |
| 3                          | <b>1:54.590</b> |        | 13:33:30.283 |
| 4                          | 1:55.981        | +1.391 | 13:35:26.264 |
| 5                          | 1:55.331        | +0.741 | 13:37:21.595 |
| 6                          | 1:55.816        | +1.226 | 13:39:17.411 |
| 7                          | 1:56.425        | +1.835 | 13:41:13.836 |
| 8                          | 1:56.482        | +1.892 | 13:43:10.318 |
| 9                          | 1:57.793        | +3.203 | 13:45:08.111 |
| 10                         | 1:58.725        | +4.135 | 13:47:06.836 |

| Lap                             | Lap Tm          | Diff   | Time of Day  |
|---------------------------------|-----------------|--------|--------------|
| <b>(10) JEROTIJEVIC Michael</b> |                 |        |              |
| 1                               | 2:02.349        | +7.275 | 13:29:46.153 |
| 2                               | 1:57.846        | +2.772 | 13:31:43.999 |
| 3                               | 1:56.721        | +1.647 | 13:33:40.720 |
| 4                               | <b>1:55.074</b> |        | 13:35:35.794 |
| 5                               | 1:55.359        | +0.285 | 13:37:31.153 |
| 6                               | 1:58.106        | +3.032 | 13:39:29.259 |
| 7                               | 1:57.395        | +2.321 | 13:41:26.654 |
| 8                               | 1:57.796        | +2.722 | 13:43:24.450 |
| 9                               | 1:56.961        | +1.887 | 13:45:21.411 |
| 10                              | 1:58.404        | +3.330 | 13:47:19.815 |

| Lap                       | Lap Tm          | Diff   | Time of Day  |
|---------------------------|-----------------|--------|--------------|
| <b>(19) PATAKI Martin</b> |                 |        |              |
| 1                         | 2:00.289        | +2.396 | 13:29:43.104 |
| 2                         | 1:59.427        | +1.534 | 13:31:42.531 |
| 3                         | 1:58.047        | +0.154 | 13:33:40.578 |
| 4                         | <b>1:57.893</b> |        | 13:35:38.471 |
| 5                         | 2:02.619        | +4.726 | 13:37:41.090 |
| 6                         | 1:58.282        | +0.389 | 13:39:39.372 |
| 7                         | 1:58.830        | +0.937 | 13:41:38.202 |
| 8                         | 1:58.576        | +0.683 | 13:43:36.778 |
| 9                         | 1:58.904        | +1.011 | 13:45:35.682 |
| 10                        | 2:00.416        | +2.523 | 13:47:36.098 |

| Lap                            | Lap Tm          | Diff   | Time of Day  |
|--------------------------------|-----------------|--------|--------------|
| <b>(133) ZSIGOVITS Norbert</b> |                 |        |              |
| 1                              | 2:01.638        | +6.181 | 13:29:44.831 |
| 2                              | 1:57.798        | +2.341 | 13:31:42.629 |
| 3                              | <b>1:55.457</b> |        | 13:33:38.086 |
| 4                              | 1:58.855        | +3.398 | 13:35:36.941 |
| 5                              | 1:58.314        | +2.857 | 13:37:35.255 |
| 6                              | 1:59.847        | +4.390 | 13:39:35.102 |
| 7                              | 2:00.186        | +4.729 | 13:41:35.288 |
| 8                              | 2:00.764        | +5.307 | 13:43:36.052 |
| 9                              | 2:01.595        | +6.138 | 13:45:37.647 |
| 10                             | 2:02.493        | +7.036 | 13:47:40.140 |

| Lap                      | Lap Tm          | Diff   | Time of Day  |
|--------------------------|-----------------|--------|--------------|
| <b>(26) CERY Norbert</b> |                 |        |              |
| 1                        | 2:06.241        | +6.982 | 13:29:50.809 |
| 2                        | 2:01.574        | +2.315 | 13:31:52.383 |
| 3                        | 2:00.351        | +1.092 | 13:33:52.734 |
| 4                        | <b>1:59.259</b> |        | 13:35:51.993 |
| 5                        | 2:00.670        | +1.411 | 13:37:52.663 |
| 6                        | 2:00.657        | +1.398 | 13:39:53.320 |
| 7                        | 1:59.530        | +0.271 | 13:41:52.850 |
| 8                        | 2:00.036        | +0.777 | 13:43:52.886 |
| 9                        | 2:01.163        | +1.904 | 13:45:54.049 |
| 10                       | 2:01.891        | +2.632 | 13:47:55.940 |

| Lap                          | Lap Tm          | Diff   | Time of Day  |
|------------------------------|-----------------|--------|--------------|
| <b>(2) GYEPES Mihály ifj</b> |                 |        |              |
| 1                            | 2:04.049        | +4.592 | 13:29:49.045 |
| 2                            | <b>1:59.457</b> |        | 13:31:48.502 |
| 3                            | 2:03.407        | +3.950 | 13:33:51.909 |
| 4                            | 2:06.930        | +7.473 | 13:35:58.839 |
| 5                            | 2:05.342        | +5.885 | 13:38:04.181 |
| 6                            | 2:06.353        | +6.896 | 13:40:10.534 |
| 7                            | 2:06.075        | +6.618 | 13:42:16.609 |
| 8                            | 2:06.916        | +7.459 | 13:44:23.525 |
| 9                            | 2:08.068        | +8.611 | 13:46:31.593 |

| Lap                       | Lap Tm          | Diff    | Time of Day  |
|---------------------------|-----------------|---------|--------------|
| <b>(121) CATANA David</b> |                 |         |              |
| 1                         | 2:12.728        | +10.047 | 13:29:58.490 |
| 2                         | 2:07.816        | +5.135  | 13:32:06.306 |
| 3                         | 2:05.614        | +2.933  | 13:34:11.920 |
| 4                         | 2:04.149        | +1.468  | 13:36:16.069 |
| 5                         | 2:04.751        | +2.070  | 13:38:20.820 |
| 6                         | 2:04.298        | +1.617  | 13:40:25.118 |
| 7                         | <b>2:02.681</b> |         | 13:42:27.799 |
| 8                         | 2:06.221        | +3.540  | 13:44:34.020 |
| 9                         | 2:08.183        | +5.502  | 13:46:42.203 |

| Lap                          | Lap Tm          | Diff   | Time of Day  |
|------------------------------|-----------------|--------|--------------|
| <b>(34) MOLNÁR Alexandra</b> |                 |        |              |
| 1                            | 2:05.946        | +2.253 | 13:29:50.473 |
| 2                            | 2:05.984        | +2.291 | 13:31:56.457 |
| 3                            | 2:05.854        | +2.161 | 13:34:02.311 |
| 4                            | 2:05.147        | +1.454 | 13:36:07.458 |
| 5                            | <b>2:03.693</b> |        | 13:38:11.151 |
| 6                            | 2:06.225        | +2.532 | 13:40:17.376 |
| 7                            | 2:06.330        | +2.637 | 13:42:23.706 |
| 8                            | 2:08.883        | +5.190 | 13:44:32.589 |
| 9                            | 2:11.978        | +8.285 | 13:46:44.567 |

| Lap                     | Lap Tm          | Diff   | Time of Day  |
|-------------------------|-----------------|--------|--------------|
| <b>(16) BALOGH Máté</b> |                 |        |              |
| 1                       | 2:06.920        | +3.293 | 13:29:52.143 |
| 2                       | 2:05.269        | +1.642 | 13:31:57.412 |
| 3                       | 2:05.606        | +1.979 | 13:34:03.018 |
| 4                       | <b>2:03.627</b> |        | 13:36:06.645 |
| 5                       | 2:05.047        | +1.420 | 13:38:11.692 |
| 6                       | 2:04.979        | +1.352 | 13:40:16.671 |
| 7                       | 2:05.053        | +1.426 | 13:42:21.724 |

Orbits



# MX Csapatbajnokság-Team Ch.(Pannonhalma)

Race 1 - 1.futam

Pannonhalma 0,000 Km

85 ccm

2010.10.17. 13:25

Race (15:00 and 2 Laps) started at 13:27:27

| Lap | Lap Tm   | Diff    | Time of Day  |
|-----|----------|---------|--------------|
| 8   | 2:17.480 | +13.853 | 13:44:39.204 |
| 9   | 2:10.247 | +6.620  | 13:46:49.451 |

(71) JÁNOSI Gergő

| Lap | Lap Tm          | Diff   | Time of Day  |
|-----|-----------------|--------|--------------|
| 1   | 2:10.754        | +2.360 | 13:29:56.547 |
| 2   | 2:08.928        | +0.534 | 13:32:05.475 |
| 3   | 2:08.698        | +0.304 | 13:34:14.173 |
| 4   | <b>2:08.394</b> |        | 13:36:22.567 |
| 5   | 2:08.420        | +0.026 | 13:38:30.987 |
| 6   | 2:09.481        | +1.087 | 13:40:40.468 |
| 7   | 2:12.885        | +4.491 | 13:42:53.353 |
| 8   | 2:12.617        | +4.223 | 13:45:05.970 |
| 9   | 2:09.887        | +1.493 | 13:47:15.857 |

(9) HORVÁTH Szilárd

| Lap | Lap Tm          | Diff   | Time of Day  |
|-----|-----------------|--------|--------------|
| 1   | 2:12.540        | +4.935 | 13:29:57.861 |
| 2   | 2:12.712        | +5.107 | 13:32:10.573 |
| 3   | 2:09.506        | +1.901 | 13:34:20.079 |
| 4   | 2:09.428        | +1.823 | 13:36:29.507 |
| 5   | 2:09.585        | +1.980 | 13:38:39.092 |
| 6   | 2:09.345        | +1.740 | 13:40:48.437 |
| 7   | 2:11.158        | +3.553 | 13:42:59.595 |
| 8   | 2:09.199        | +1.594 | 13:45:08.794 |
| 9   | <b>2:07.605</b> |        | 13:47:16.399 |

(75) JÁNOSI Viktor

| Lap | Lap Tm          | Diff   | Time of Day  |
|-----|-----------------|--------|--------------|
| 1   | 2:14.570        | +6.526 | 13:30:01.389 |
| 2   | 2:12.294        | +4.250 | 13:32:13.683 |
| 3   | 2:09.616        | +1.572 | 13:34:23.299 |
| 4   | 2:08.334        | +0.290 | 13:36:31.633 |
| 5   | <b>2:08.044</b> |        | 13:38:39.677 |
| 6   | 2:09.390        | +1.346 | 13:40:49.067 |
| 7   | 2:13.274        | +5.230 | 13:43:02.341 |
| 8   | 2:09.739        | +1.695 | 13:45:12.080 |
| 9   | 2:10.966        | +2.922 | 13:47:23.046 |

(3) HIDEG Tamás

| Lap | Lap Tm          | Diff    | Time of Day  |
|-----|-----------------|---------|--------------|
| 1   | 2:04.776        | +1.398  | 13:30:03.862 |
| 2   | <b>2:03.378</b> |         | 13:32:07.240 |
| 3   | 2:05.339        | +1.961  | 13:34:12.579 |
| 4   | 3:02.836        | +59.458 | 13:37:15.415 |
| 5   | 2:10.917        | +7.539  | 13:39:26.332 |
| 6   | 2:13.778        | +10.400 | 13:41:40.110 |
| 7   | 2:14.166        | +10.788 | 13:43:54.276 |
| 8   | 2:15.262        | +11.884 | 13:46:09.538 |
| 9   | 2:11.999        | +8.621  | 13:48:21.537 |

(116) CSENERICS Dominik

| Lap | Lap Tm          | Diff   | Time of Day  |
|-----|-----------------|--------|--------------|
| 1   | 2:25.897        | +7.335 | 13:30:13.436 |
| 2   | 2:19.591        | +1.029 | 13:32:33.027 |
| 3   | <b>2:18.562</b> |        | 13:34:51.589 |
| 4   | 2:22.399        | +3.837 | 13:37:13.988 |
| 5   | 2:23.610        | +5.048 | 13:39:37.598 |
| 6   | 2:23.691        | +5.129 | 13:42:01.289 |
| 7   | 2:25.155        | +6.593 | 13:44:26.444 |
| 8   | 2:23.295        | +4.733 | 13:46:49.739 |



Race 1 - 1.futam

Pannonhalma 0,000 Km

85 ccm

2010.10.17. 13:25

Race (15:00 and 2 Laps) started at 13:27:27

| Competitors              | Laps |     |     |     |     |     |     |     |     |     |     |     |
|--------------------------|------|-----|-----|-----|-----|-----|-----|-----|-----|-----|-----|-----|
|                          | 0    | 1   | 2   | 3   | 4   | 5   | 6   | 7   | 8   | 9   | 10  |     |
| SZABÓ Márk (8)           | 1    | 8   | 17  | 17  | 97  | 97  | 97  | 97  | 97  | 97  | 97  | 97  |
| BALÁSY Csaba (17)        | 2    | 17  | 8   | 97  | 17  | 17  | 17  | 6   | 6   | 6   | 17  | 17  |
| MANIAK Lubomir (20)      | 3    | 20  | 97  | 196 | 196 | 6   | 6   | 17  | 17  | 17  | 6   | 6   |
| PATAKI Martin (19)       | 4    | 19  | 196 | 8   | 6   | 196 | 196 | 196 | 196 | 196 | 196 | 196 |
| LUKÁCS Kristóf (196)     | 5    | 196 | 20  | 6   | 329 | 329 | 329 | 8   | 8   | 8   | 51  | 51  |
| POLÁS Denis (97)         | 6    | 97  | 329 | 329 | 8   | 8   | 8   | 51  | 51  | 51  | 8   | 8   |
| ZSIGOVITS Norbert (133)  | 7    | 133 | 6   | 20  | 20  | 51  | 51  | 20  | 20  | 329 | 329 | 329 |
| PÁL Vencel (51)          | 8    | 51  | 51  | 51  | 51  | 20  | 20  | 11  | 11  | 11  | 11  | 11  |
| SZONDI Levente (329)     | 9    | 329 | 19  | 11  | 11  | 11  | 11  | 329 | 329 | 20  | 20  | 20  |
| JEROTIJEVIC Michael (10) | 10   | 10  | 11  | 19  | 133 | 10  | 10  | 10  | 10  | 10  | 10  | 10  |
| WÉBER Krisztián (6)      | 11   | 6   | 133 | 133 | 19  | 133 | 133 | 133 | 133 | 19  | 19  | 19  |
| ROZGONYI Ákos (11)       | 12   | 11  | 10  | 10  | 10  | 19  | 19  | 19  | 19  | 19  | 133 | 133 |
| MOLNÁR Alexandra (34)    | 13   | 34  | 2   | 2   | 2   | 26  | 26  | 26  | 26  | 26  | 26  | 26  |
| CERY Norbert (26)        | 14   | 26  | 34  | 26  | 26  | 2   | 2   | 2   | 2   | 2   | 2   | 2   |
| GYEPES Mihály ifj (2)    | 15   | 2   | 26  | 34  | 34  | 16  | 34  | 16  | 16  | 34  | 121 | 121 |
| BALOGH Máté (16)         | 16   | 16  | 16  | 16  | 16  | 34  | 16  | 34  | 34  | 121 | 34  | 34  |
| HORVÁTH Szilárd (9)      | 17   | 9   | 71  | 71  | 121 | 121 | 121 | 121 | 121 | 121 | 16  | 16  |
| CATANA David (121)       | 18   | 121 | 9   | 121 | 3   | 71  | 71  | 71  | 71  | 71  | 71  | 71  |
| JÁNOSI Gergő (71)        | 19   | 71  | 121 | 3   | 71  | 9   | 9   | 9   | 9   | 9   | 9   | 9   |
| JÁNOSI Viktor (75)       | 20   | 75  | 75  | 9   | 9   | 75  | 75  | 75  | 75  | 75  | 75  | 75  |
| CSENERICS Dominik (116)  | 21   | 116 | 3   | 75  | 75  | 116 | 3   | 3   | 3   | 3   | 3   | 3   |
| HIDEG Tamás (3)          | 22   | 3   | 116 | 116 | 116 | 3   | 116 | 116 | 116 | 116 | 116 | 116 |
| -                        | 23   |     |     |     |     |     |     |     |     |     |     |     |

## MX Csapatbajnokság-Team Ch.(Pannonhalma)

Sorted on Laps

Race 2 - 2.futam

Pannonhalma 0,000 Km

85 ccm

2010.10.17. 15:25

Race (15:00 and 2 Laps) started at 15:25:22

| Pos                           | PIC | No. | Name                | Club                      | Csapat          | Make     | Class     | Laps | Total Tm  | Diff     | Best Tm  | Points |
|-------------------------------|-----|-----|---------------------|---------------------------|-----------------|----------|-----------|------|-----------|----------|----------|--------|
| 1                             | 1   | 97  | POLÁS Denis         | Panolin Racing Team       | KTM OKR TEAM 2. | KTM      | 85 junior | 10   | 18:55.898 |          | 1:51.655 | 25     |
| 2                             | 2   | 17  | BALÁSY Csaba        | Real Motorcentrum Motors  | MAMI YAMAHA FEH | KTM      | 85 junior | 10   | 19:02.920 | 7.022    | 1:51.848 | 22     |
| 3                             | 3   | 51  | PÁL Vencel          | MX Maximum Energy Team    | KAWASAKI MO.SE  | Suzuki   | 85 junior | 10   | 19:06.854 | 10.956   | 1:52.019 | 20     |
| 4                             | 4   | 329 | SZONDI Levente      | Suzuki Hollós RT SE       | TEAM SUZUKI     | Suzuki   | 85 junior | 10   | 19:12.020 | 16.122   | 1:51.748 | 18     |
| 5                             | 5   | 196 | LUKÁCS Kristóf      | Kiskunlacházi Községi Mot | KTM OKR TEAM    | KTM      | 85 junior | 10   | 19:18.768 | 22.870   | 1:53.011 | 16     |
| 6                             | 6   | 6   | WÉBER Krisztián     | Real Motorcentrum Motors  | KTM KECSKEMÉT   | Suzuki   | 85 junior | 10   | 19:24.219 | 28.321   | 1:53.945 | 15     |
| 7                             | 1   | 8   | SZABÓ Márk          | Real Motorcentrum Motors  | REÁL HONDA      | Honda    | 85 serdül | 10   | 19:25.195 | 29.297   | 1:53.141 | 25     |
| 8                             | 2   | 98  | VARGA Imre          | Real Motorcentrum Motors  |                 | Suzuki   | 85 serdül | 10   | 19:27.502 | 31.604   | 1:53.893 | 22     |
| 9                             | 3   | 11  | ROZGONYI Ákos       | Center Motorsport Club    |                 | KTM      | 85 serdül | 10   | 19:52.831 | 56.933   | 1:54.145 | 20     |
| 10                            | 7   | 20  | MANIAK Lubomir      | KB TEAM                   |                 | Honda    | 85 junior | 10   | 20:12.198 | 1:16.300 | 1:58.023 | 14     |
| 11                            | 8   | 19  | PATAKI Martin       | PMSE                      |                 | Suzuki   | 85 junior | 10   | 20:17.419 | 1:21.521 | 1:58.607 | 13     |
| 12                            | 4   | 133 | ZSIGOVITS Norbert   | Motocross Egyesület Csák  |                 | KTM      | 85 serdül | 10   | 21:00.850 | 2:04.952 | 2:01.547 | 18     |
| 13                            | 9   | 3   | HIDEG Tamás         | Real Motorcentrum Motors  |                 | Honda    | 85 junior | 9    | 19:18.958 | 1 Lap    | 2:03.251 | 12     |
| 14                            | 10  | 16  | BALOGH Máté         | Fair-Play Motocross SE    |                 | Honda    | 85 junior | 9    | 19:42.375 | 1 Lap    | 2:06.935 | 11     |
| 15                            | 11  | 75  | JÁNOSI Viktor       | Langer Motorsport Zomba   |                 | Kawasaki | 85 junior | 9    | 20:00.670 | 1 Lap    | 2:09.741 | 10     |
| 16                            | 12  | 34  | MOLNÁR Alexandra    | MAMI Yamaha Fehér         |                 | Yamaha   | 85 junior | 9    | 20:08.100 | 1 Lap    | 2:10.350 | 9      |
| 17                            | 5   | 9   | HORVÁTH Szilárd     | Kőszárhegyi Motocross Clt |                 | Suzuki   | 85 serdül | 9    | 20:22.645 | 1 Lap    | 2:11.666 | 16     |
| 18                            | 13  | 2   | GYEPES Mihály ifj   | Gyulai Motoros Racing Tea |                 | KTM      | 85 junior | 9    | 20:29.206 | 1 Lap    | 2:05.755 | 8      |
| 19                            | 14  | 121 | CATANA David        | STEUAU Bucuresti          |                 | Yamaha   | 85 junior | 9    | 21:07.454 | 1 Lap    | 2:03.717 | 7      |
| 20                            | 6   | 116 | CSENERICS Dominik   | Real Motorcentrum Motors  |                 | Suzuki   | 85 serdül | 8    | 19:25.125 | 2 Laps   | 2:20.152 | 15     |
| Not classified (75% = 7 Laps) |     |     |                     |                           |                 |          |           |      |           |          |          |        |
|                               |     | 10  | JEROTIJEVIC Michael | Ausztria                  |                 | Suzuki   | 85 junior | 1    | 2:14.152  | 9 Laps   | 2:02.158 | 0      |
|                               |     | 71  | JÁNOSI Gergő        | Markó-Motor Sport Egyesü  |                 | KTM      | 85 serdül | 1    | 2:28.508  | 9 Laps   | 2:15.606 | 0      |
|                               |     | 26  | CERY Norbert        | Szlovákia                 |                 | Yamaha   | 85 junior | 1    | 2:31.084  | 9 Laps   | 2:05.137 | 0      |

Margin of Victory

Avg. Speed

Best Lap Tm

Best Spd

Best Lap by

7.022

-

1:51.655

-

97 - POLÁS Denis

Orbits



MX Csapatbajnokság-Team Ch.(Pannonhalma)

Sorted on Laps

Race 2 - 2.futam

Pannonhalma 0,000 Km

85 ccm

2010.10.17. 15:25

Race (15:00 and 2 Laps) started at 15:25:22

| Pos       | PIC | No. | Name              | Club                      | Csapat          | Make     | Class     | Laps | Total Tm  | Diff     | Best Tm  | Points |
|-----------|-----|-----|-------------------|---------------------------|-----------------|----------|-----------|------|-----------|----------|----------|--------|
| 85 junior |     |     |                   |                           |                 |          |           |      |           |          |          |        |
| 1         | 1   | 97  | POLÁS Denis       | Panolin Racing Team       | KTM OKR TEAM 2. | KTM      | 85 junior | 10   | 18:55.898 |          | 1:51.655 | 25     |
| 2         | 2   | 17  | BALÁSY Csaba      | Real Motorcentrum Motors  | MAMI YAMAHA FEH | KTM      | 85 junior | 10   | 19:02.920 | 7.022    | 1:51.848 | 22     |
| 3         | 3   | 51  | PÁL Vencel        | MX Maximum Energy Team    | KAWASAKI MO.SE  | Suzuki   | 85 junior | 10   | 19:06.854 | 10.956   | 1:52.019 | 20     |
| 4         | 4   | 329 | SZONDI Levente    | Suzuki Hollós RT SE       | TEAM SUZUKI     | Suzuki   | 85 junior | 10   | 19:12.020 | 16.122   | 1:51.748 | 18     |
| 5         | 5   | 196 | LUKÁCS Kristóf    | Kiskunlacházi Községi Mot | KTM OKR TEAM    | KTM      | 85 junior | 10   | 19:18.768 | 22.870   | 1:53.011 | 16     |
| 6         | 6   | 6   | WÉBER Krisztián   | Real Motorcentrum Motors  | KTM KECSKEMÉT   | Suzuki   | 85 junior | 10   | 19:24.219 | 28.321   | 1:53.945 | 15     |
| 7         | 7   | 20  | MANIAK Lubomir    | KB TEAM                   |                 | Honda    | 85 junior | 10   | 20:12.198 | 1:16.300 | 1:58.023 | 14     |
| 8         | 8   | 19  | PATAKI Martin     | PMSE                      |                 | Suzuki   | 85 junior | 10   | 20:17.419 | 1:21.521 | 1:58.607 | 13     |
| 9         | 9   | 3   | HIDEG Tamás       | Real Motorcentrum Motors  |                 | Honda    | 85 junior | 9    | 19:18.958 | 1 Lap    | 2:03.251 | 12     |
| 10        | 10  | 16  | BALOGH Máté       | Fair-Play Motocross SE    |                 | Honda    | 85 junior | 9    | 19:42.375 | 1 Lap    | 2:06.935 | 11     |
| 11        | 11  | 75  | JÁNOSI Viktor     | Langer Motorsport Zomba   |                 | Kawasaki | 85 junior | 9    | 20:00.670 | 1 Lap    | 2:09.741 | 10     |
| 12        | 12  | 34  | MOLNÁR Alexandra  | MAMI Yamaha Fehér         |                 | Yamaha   | 85 junior | 9    | 20:08.100 | 1 Lap    | 2:10.350 | 9      |
| 13        | 13  | 2   | GYEPES Mihály ifj | Gyulai Motoros Racing Tea |                 | KTM      | 85 junior | 9    | 20:29.206 | 1 Lap    | 2:05.755 | 8      |
| 14        | 14  | 121 | CATANA David      | STEUAU Bucuresti          |                 | Yamaha   | 85 junior | 9    | 21:07.454 | 1 Lap    | 2:03.717 | 7      |

Not classified (75% = 7 Laps)

|    |  |  |                     |           |  |        |           |   |          |        |          |   |
|----|--|--|---------------------|-----------|--|--------|-----------|---|----------|--------|----------|---|
| 10 |  |  | JEROTIJEVIC Michael | Ausztria  |  | Suzuki | 85 junior | 1 | 2:14.152 | 9 Laps | 2:02.158 | 0 |
| 26 |  |  | CERY Norbert        | Szlovákia |  | Yamaha | 85 junior | 1 | 2:31.084 | 9 Laps | 2:05.137 | 0 |

85 serdülő

|   |   |     |                   |                           |            |        |            |    |           |          |          |    |
|---|---|-----|-------------------|---------------------------|------------|--------|------------|----|-----------|----------|----------|----|
| 1 | 1 | 8   | SZABO Márk        | Real Motorcentrum Motors  | REAL HONDA | Honda  | 85 serdülő | 10 | 19:25.195 |          | 1:53.141 | 25 |
| 2 | 2 | 98  | VARGA Imre        | Real Motorcentrum Motors  |            | Suzuki | 85 serdülő | 10 | 19:27.502 | 2.307    | 1:53.893 | 22 |
| 3 | 3 | 11  | ROZGONYI Ákos     | Center Motorsport Club    |            | KTM    | 85 serdülő | 10 | 19:52.831 | 27.636   | 1:54.145 | 20 |
| 4 | 4 | 133 | ZSIGOVITS Norbert | Motocross Egyesület Csák  |            | KTM    | 85 serdülő | 10 | 21:00.850 | 1:35.655 | 2:01.547 | 18 |
| 5 | 5 | 9   | HORVÁTH Szilárd   | Kőszárhegyi Motocross Clt |            | Suzuki | 85 serdülő | 9  | 20:22.645 | 1 Lap    | 2:11.666 | 16 |
| 6 | 6 | 116 | CSENERICS Dominik | Real Motorcentrum Motors  |            | Suzuki | 85 serdülő | 8  | 19:25.125 | 2 Laps   | 2:20.152 | 15 |

Not classified (75% = 7 Laps)

|    |  |  |              |                          |  |     |            |   |          |        |          |   |
|----|--|--|--------------|--------------------------|--|-----|------------|---|----------|--------|----------|---|
| 71 |  |  | JÁNOSI Gergő | Markó-Motor Sport Egyesü |  | KTM | 85 serdülő | 1 | 2:28.508 | 9 Laps | 2:15.606 | 0 |
|----|--|--|--------------|--------------------------|--|-----|------------|---|----------|--------|----------|---|

Margin of Victory

Avg. Speed

Best Lap Tm

Best Spd

Best Lap by

7.022

-

1:51.655

-

97 - POLÁS Denis

Orbits



# MX Csapatbajnokság-Team Ch.(Pannonhalma)

Race 2 - 2.futam

Pannonhalma 0,000 Km

85 ccm

2010.10.17. 15:25

Race (15:00 and 2 Laps) started at 15:25:22

| Lap                     | Lap Tm          | Diff   | Time of Day  |
|-------------------------|-----------------|--------|--------------|
| <b>(97) POLÁS Denis</b> |                 |        |              |
| 1                       | 1:52.484        | +0.829 | 15:27:23.218 |
| 2                       | 1:52.526        | +0.871 | 15:29:15.744 |
| 3                       | <b>1:51.655</b> |        | 15:31:07.399 |
| 4                       | 1:52.587        | +0.932 | 15:32:59.986 |
| 5                       | 1:52.487        | +0.832 | 15:34:52.473 |
| 6                       | 1:51.794        | +0.139 | 15:36:44.267 |
| 7                       | 1:54.145        | +2.490 | 15:38:38.412 |
| 8                       | 1:53.524        | +1.869 | 15:40:31.936 |
| 9                       | 1:53.278        | +1.623 | 15:42:25.214 |
| 10                      | 1:53.139        | +1.484 | 15:44:18.353 |

| Lap                      | Lap Tm          | Diff   | Time of Day  |
|--------------------------|-----------------|--------|--------------|
| <b>(17) BALÁSY Csaba</b> |                 |        |              |
| 1                        | 1:54.239        | +2.391 | 15:27:25.434 |
| 2                        | 1:51.928        | +0.080 | 15:29:17.362 |
| 3                        | <b>1:51.848</b> |        | 15:31:09.210 |
| 4                        | 1:51.867        | +0.019 | 15:33:01.077 |
| 5                        | 1:52.494        | +0.646 | 15:34:53.571 |
| 6                        | 1:52.238        | +0.390 | 15:36:45.809 |
| 7                        | 1:55.765        | +3.917 | 15:38:41.574 |
| 8                        | 1:54.153        | +2.305 | 15:40:35.727 |
| 9                        | 1:53.176        | +1.328 | 15:42:28.903 |
| 10                       | 1:56.472        | +4.624 | 15:44:25.375 |

| Lap                    | Lap Tm          | Diff   | Time of Day  |
|------------------------|-----------------|--------|--------------|
| <b>(51) PÁL Vencel</b> |                 |        |              |
| 1                      | 1:55.233        | +3.214 | 15:27:28.315 |
| 2                      | 1:53.406        | +1.387 | 15:29:21.721 |
| 3                      | 1:52.897        | +0.878 | 15:31:14.618 |
| 4                      | 1:52.704        | +0.685 | 15:33:07.322 |
| 5                      | <b>1:52.019</b> |        | 15:34:59.341 |
| 6                      | 1:53.134        | +1.115 | 15:36:52.475 |
| 7                      | 1:55.102        | +3.083 | 15:38:47.577 |
| 8                      | 1:52.808        | +0.789 | 15:40:40.385 |
| 9                      | 1:54.519        | +2.500 | 15:42:34.904 |
| 10                     | 1:54.405        | +2.386 | 15:44:29.309 |

| Lap                         | Lap Tm          | Diff   | Time of Day  |
|-----------------------------|-----------------|--------|--------------|
| <b>(329) SZONDI Levente</b> |                 |        |              |
| 1                           | 1:58.165        | +6.417 | 15:27:32.252 |
| 2                           | 1:54.328        | +2.580 | 15:29:26.580 |
| 3                           | 1:53.789        | +2.041 | 15:31:20.369 |
| 4                           | <b>1:51.748</b> |        | 15:33:12.117 |
| 5                           | 1:52.665        | +0.917 | 15:35:04.782 |
| 6                           | 1:51.787        | +0.039 | 15:36:56.569 |
| 7                           | 1:54.548        | +2.800 | 15:38:51.117 |
| 8                           | 1:54.580        | +2.832 | 15:40:45.697 |
| 9                           | 1:53.117        | +1.369 | 15:42:38.814 |
| 10                          | 1:55.661        | +3.913 | 15:44:34.475 |

| Lap                         | Lap Tm          | Diff   | Time of Day  |
|-----------------------------|-----------------|--------|--------------|
| <b>(196) LUKÁCS Kristóf</b> |                 |        |              |
| 1                           | 1:58.116        | +5.105 | 15:27:30.211 |
| 2                           | 1:54.886        | +1.875 | 15:29:25.097 |
| 3                           | 1:53.482        | +0.471 | 15:31:18.579 |
| 4                           | 1:53.060        | +0.049 | 15:33:11.639 |
| 5                           | <b>1:53.011</b> |        | 15:35:04.650 |
| 6                           | 1:53.886        | +0.875 | 15:36:58.536 |
| 7                           | 1:53.876        | +0.865 | 15:38:52.412 |
| 8                           | 1:54.452        | +1.441 | 15:40:46.864 |
| 9                           | 1:55.119        | +2.108 | 15:42:41.983 |
| 10                          | 1:59.240        | +6.229 | 15:44:41.223 |

| Lap                        | Lap Tm          | Diff   | Time of Day  |
|----------------------------|-----------------|--------|--------------|
| <b>(6) WÉBER Krisztián</b> |                 |        |              |
| 1                          | 1:54.166        | +0.221 | 15:27:26.635 |
| 2                          | 2:02.286        | +8.341 | 15:29:28.921 |
| 3                          | 1:54.336        | +0.391 | 15:31:23.257 |
| 4                          | <b>1:53.945</b> |        | 15:33:17.202 |

| Lap | Lap Tm   | Diff   | Time of Day  |
|-----|----------|--------|--------------|
| 5   | 1:54.115 | +0.170 | 15:35:11.317 |
| 6   | 1:54.507 | +0.562 | 15:37:05.824 |
| 7   | 1:54.824 | +0.879 | 15:39:00.648 |
| 8   | 1:54.063 | +0.118 | 15:40:54.711 |
| 9   | 1:55.671 | +1.726 | 15:42:50.382 |
| 10  | 1:56.292 | +2.347 | 15:44:46.674 |

| Lap                   | Lap Tm          | Diff   | Time of Day  |
|-----------------------|-----------------|--------|--------------|
| <b>(8) SZABÓ Márk</b> |                 |        |              |
| 1                     | 1:57.955        | +4.814 | 15:27:29.405 |
| 2                     | 1:58.332        | +5.191 | 15:29:27.737 |
| 3                     | 1:54.573        | +1.432 | 15:31:22.310 |
| 4                     | 1:57.270        | +4.129 | 15:33:19.580 |
| 5                     | <b>1:53.141</b> |        | 15:35:12.721 |
| 6                     | 1:54.592        | +1.451 | 15:37:07.313 |
| 7                     | 1:54.504        | +1.363 | 15:39:01.817 |
| 8                     | 1:55.952        | +2.811 | 15:40:57.769 |
| 9                     | 1:54.046        | +0.905 | 15:42:51.815 |
| 10                    | 1:55.835        | +2.694 | 15:44:47.650 |

| Lap                    | Lap Tm          | Diff   | Time of Day  |
|------------------------|-----------------|--------|--------------|
| <b>(98) VARGA Imre</b> |                 |        |              |
| 1                      | 1:59.346        | +5.453 | 15:27:31.993 |
| 2                      | 1:56.872        | +2.979 | 15:29:28.865 |
| 3                      | 1:56.739        | +2.846 | 15:31:25.604 |
| 4                      | 1:55.176        | +1.283 | 15:33:20.780 |
| 5                      | 1:55.120        | +1.227 | 15:35:15.900 |
| 6                      | 1:54.475        | +0.582 | 15:37:10.375 |
| 7                      | 1:55.867        | +1.974 | 15:39:06.242 |
| 8                      | 1:54.685        | +0.792 | 15:41:00.927 |
| 9                      | 1:55.137        | +1.244 | 15:42:56.064 |
| 10                     | <b>1:53.893</b> |        | 15:44:49.957 |

| Lap                       | Lap Tm          | Diff    | Time of Day  |
|---------------------------|-----------------|---------|--------------|
| <b>(11) ROZGONYI Ákos</b> |                 |         |              |
| 1                         | 2:03.111        | +8.966  | 15:27:36.052 |
| 2                         | 1:56.843        | +2.698  | 15:29:32.895 |
| 3                         | <b>1:54.145</b> |         | 15:31:27.040 |
| 4                         | 1:54.822        | +0.677  | 15:33:21.862 |
| 5                         | 1:54.444        | +0.299  | 15:35:16.306 |
| 6                         | 1:55.685        | +1.540  | 15:37:11.991 |
| 7                         | 1:56.795        | +2.650  | 15:39:08.786 |
| 8                         | 1:58.161        | +4.016  | 15:41:06.947 |
| 9                         | 2:04.434        | +10.289 | 15:43:11.381 |
| 10                        | 2:03.905        | +9.760  | 15:45:15.286 |

| Lap                        | Lap Tm          | Diff   | Time of Day  |
|----------------------------|-----------------|--------|--------------|
| <b>(20) MANIAK Lubomir</b> |                 |        |              |
| 1                          | 2:06.267        | +8.244 | 15:27:37.571 |
| 2                          | 1:59.555        | +1.532 | 15:29:37.126 |
| 3                          | 2:00.556        | +2.533 | 15:31:37.682 |
| 4                          | 1:59.651        | +1.628 | 15:33:37.333 |
| 5                          | 2:00.275        | +2.252 | 15:35:37.608 |
| 6                          | 1:58.430        | +0.407 | 15:37:36.038 |
| 7                          | <b>1:58.023</b> |        | 15:39:34.061 |
| 8                          | 1:58.506        | +0.483 | 15:41:32.567 |
| 9                          | 2:00.401        | +2.378 | 15:43:32.968 |
| 10                         | 2:01.685        | +3.662 | 15:45:34.653 |

| Lap                       | Lap Tm          | Diff   | Time of Day  |
|---------------------------|-----------------|--------|--------------|
| <b>(19) PATAKI Martin</b> |                 |        |              |
| 1                         | 2:01.645        | +3.038 | 15:27:33.667 |
| 2                         | <b>1:58.607</b> |        | 15:29:32.274 |
| 3                         | 1:58.767        | +0.160 | 15:31:31.041 |
| 4                         | 2:01.042        | +2.435 | 15:33:32.083 |
| 5                         | 1:59.942        | +1.335 | 15:35:32.025 |
| 6                         | 1:59.911        | +1.304 | 15:37:31.936 |
| 7                         | 2:02.767        | +4.160 | 15:39:34.703 |
| 8                         | 2:00.461        | +1.854 | 15:41:35.164 |
| 9                         | 2:02.066        | +3.459 | 15:43:37.230 |
| 10                        | 2:02.644        | +4.037 | 15:45:39.874 |

| Lap                            | Lap Tm          | Diff   | Time of Day  |
|--------------------------------|-----------------|--------|--------------|
| <b>(133) ZSIGOVITS Norbert</b> |                 |        |              |
| 1                              | 2:05.773        | +4.226 | 15:27:38.188 |
| 2                              | <b>2:01.547</b> |        | 15:29:39.735 |
| 3                              | 2:02.368        | +0.821 | 15:31:42.103 |
| 4                              | 2:02.410        | +0.863 | 15:33:44.513 |
| 5                              | 2:04.440        | +2.893 | 15:35:48.953 |
| 6                              | 2:05.408        | +3.861 | 15:37:54.361 |
| 7                              | 2:05.049        | +3.502 | 15:39:59.410 |
| 8                              | 2:07.659        | +6.112 | 15:42:07.069 |
| 9                              | 2:08.061        | +6.514 | 15:44:15.130 |
| 10                             | 2:08.175        | +6.628 | 15:46:23.305 |

| Lap                    | Lap Tm          | Diff   | Time of Day  |
|------------------------|-----------------|--------|--------------|
| <b>(3) HIDEG Tamás</b> |                 |        |              |
| 1                      | 2:07.910        | +4.659 | 15:27:43.887 |
| 2                      | 2:06.816        | +3.565 | 15:29:50.703 |
| 3                      | 2:06.926        | +3.675 | 15:31:57.629 |
| 4                      | <b>2:03.251</b> |        | 15:34:00.880 |
| 5                      | 2:05.373        | +2.122 | 15:36:06.253 |
| 6                      | 2:05.934        | +2.683 | 15:38:12.187 |
| 7                      | 2:08.424        | +5.173 | 15:40:20.611 |
| 8                      | 2:09.070        | +5.819 | 15:42:29.681 |
| 9                      | 2:11.732        | +8.481 | 15:44:41.413 |

| Lap                     | Lap Tm          | Diff   | Time of Day  |
|-------------------------|-----------------|--------|--------------|
| <b>(16) BALOGH Máté</b> |                 |        |              |
| 1                       | 2:09.672        | +2.737 | 15:27:43.538 |
| 2                       | 2:06.975        | +0.040 | 15:29:50.513 |
| 3                       | <b>2:06.935</b> |        | 15:31:57.448 |
| 4                       | 2:07.944        | +1.009 | 15:34:05.392 |
| 5                       | 2:10.185        | +3.250 | 15:36:15.577 |
| 6                       | 2:10.417        | +3.482 | 15:38:25.994 |
| 7                       | 2:12.045        | +5.110 | 15:40:38.039 |
| 8                       | 2:13.776        | +6.841 | 15:42:51.815 |
| 9                       | 2:13.015        | +6.080 | 15:45:04.830 |

| Lap                       | Lap Tm          | Diff   | Time of Day  |
|---------------------------|-----------------|--------|--------------|
| <b>(75) JÁNOSI Viktor</b> |                 |        |              |
| 1                         | 2:14.703        | +4.962 | 15:27:49.727 |
| 2                         | 2:11.590        | +1.849 | 15:30:01.317 |
| 3                         | 2:12.128        | +2.387 | 15:32:13.445 |
| 4                         | 2:10.822        | +1.081 | 15:34:24.267 |
| 5                         | 2:11.383        | +1.642 | 15:36:35.650 |
| 6                         | 2:12.134        | +2.393 | 15:38:47.784 |
| 7                         | 2:10.983        | +1.242 | 15:40:58.767 |
| 8                         | <b>2:09.741</b> |        | 15:43:08.508 |
| 9                         | 2:14.617        | +4.876 | 15:45:23.125 |

| Lap                          | Lap Tm          | Diff   | Time of Day  |
|------------------------------|-----------------|--------|--------------|
| <b>(34) MOLNÁR Alexandra</b> |                 |        |              |
| 1                            | 2:11.347        | +0.997 | 15:27:45.000 |
| 2                            | <b>2:10.350</b> |        | 15:29:55.350 |
| 3                            | 2:11.685        | +1.335 | 15:32:07.035 |
| 4                            | 2:15.483        | +5.133 | 15:34:22.518 |
| 5                            | 2:14.699        | +4.349 | 15:36:37.217 |
| 6                            | 2:11.125        | +0.775 | 15:38:48.342 |
| 7                            | 2:10.939        | +0.589 | 15:40:59.281 |
| 8                            | 2:12.596        | +2.246 | 15:43:11.877 |
| 9                            | 2:18.678        | +8.328 | 15:45:30.555 |

| Lap                        | Lap Tm          | Diff   | Time of Day  |
|----------------------------|-----------------|--------|--------------|
| <b>(9) HORVÁTH Szilárd</b> |                 |        |              |
| 1                          | 2:14.942        | +3.276 | 15:27:50.637 |
| 2                          | 2:14.301        | +2.635 | 15:30:04.938 |
| 3                          | 2:13.973        | +2.307 | 15:32:18.911 |
| 4                          | <b>2:11.666</b> |        | 15:34:30.577 |
| 5                          | 2:11.921        | +0.255 | 15:36:42.498 |
| 6                          | 2:15.873        | +4.207 | 15:38:58.371 |
| 7                          | 2:16.676        | +5.010 | 15:41:15.047 |
| 8                          | 2:14.222        | +2.556 | 15:43:29.269 |

Orbits



# MX Csapatbajnokság-Team Ch.(Pannonhalma)

Race 2 - 2.futam

Pannonhalma 0,000 Km

85 ccm

2010.10.17. 15:25

Race (15:00 and 2 Laps) started at 15:25:22

| Lap | Lap Tm   | Diff   | Time of Day  |
|-----|----------|--------|--------------|
| 9   | 2:15.831 | +4.165 | 15:45:45.100 |

(2) GYEPES Mihály ifj

|   |                 |         |              |
|---|-----------------|---------|--------------|
| 1 | 2:08.267        | +2.512  | 15:27:45.428 |
| 2 | <b>2:05.755</b> |         | 15:29:51.183 |
| 3 | 2:30.542        | +24.787 | 15:32:21.725 |
| 4 | 2:11.194        | +5.439  | 15:34:32.919 |
| 5 | 2:11.348        | +5.593  | 15:36:44.267 |
| 6 | 2:17.164        | +11.409 | 15:39:01.431 |
| 7 | 2:17.880        | +12.125 | 15:41:19.311 |
| 8 | 2:15.128        | +9.373  | 15:43:34.439 |
| 9 | 2:17.222        | +11.467 | 15:45:51.661 |

(121) CATANA David

|   |                 |         |              |
|---|-----------------|---------|--------------|
| 1 | 2:12.002        | +8.285  | 15:27:46.042 |
| 2 | 2:07.049        | +3.332  | 15:29:53.091 |
| 3 | 2:05.568        | +1.851  | 15:31:58.659 |
| 4 | <b>2:03.717</b> |         | 15:34:02.376 |
| 5 | 2:05.223        | +1.506  | 15:36:07.599 |
| 6 | 2:15.474        | +11.757 | 15:38:23.073 |
| 7 | 2:30.422        | +26.705 | 15:40:53.495 |
| 8 | 2:45.073        | +41.356 | 15:43:38.568 |
| 9 | 2:51.341        | +47.624 | 15:46:29.909 |

(116) CSENERICS Dominik

|   |                 |        |              |
|---|-----------------|--------|--------------|
| 1 | 2:28.343        | +8.191 | 15:28:05.355 |
| 2 | 2:23.350        | +3.198 | 15:30:28.705 |
| 3 | <b>2:20.152</b> |        | 15:32:48.857 |
| 4 | 2:23.891        | +3.739 | 15:35:12.748 |
| 5 | 2:25.335        | +5.183 | 15:37:38.083 |
| 6 | 2:23.236        | +3.084 | 15:40:01.319 |
| 7 | 2:21.540        | +1.388 | 15:42:22.859 |
| 8 | 2:24.721        | +4.569 | 15:44:47.580 |

(10) JEROTIJEVIC Michael

|   |                 |  |              |
|---|-----------------|--|--------------|
| 1 | <b>2:02.158</b> |  | 15:27:36.607 |
|---|-----------------|--|--------------|

(71) JÁNOSI Gergő

|   |                 |  |              |
|---|-----------------|--|--------------|
| 1 | <b>2:15.606</b> |  | 15:27:50.963 |
|---|-----------------|--|--------------|

(26) CERY Norbert

|   |                 |  |              |
|---|-----------------|--|--------------|
| 1 | <b>2:05.137</b> |  | 15:27:53.539 |
|---|-----------------|--|--------------|

| Lap | Lap Tm | Diff | Time of Day |
|-----|--------|------|-------------|
|-----|--------|------|-------------|

| Lap | Lap Tm | Diff | Time of Day |
|-----|--------|------|-------------|
|-----|--------|------|-------------|

Race 2 - 2.futam

Pannonhalma 0,000 Km

85 ccm

2010.10.17. 15:25

Race (15:00 and 2 Laps) started at 15:25:22

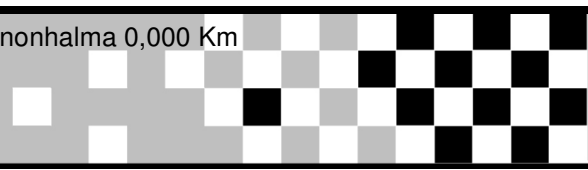
| Competitors              | Laps |     |     |     |     |     |     |     |     |     |     |     |
|--------------------------|------|-----|-----|-----|-----|-----|-----|-----|-----|-----|-----|-----|
|                          | 0    | 1   | 2   | 3   | 4   | 5   | 6   | 7   | 8   | 9   | 10  |     |
| POLÁS Denis (97)         | 1    | 97  | 97  | 97  | 97  | 97  | 97  | 97  | 97  | 97  | 97  | 97  |
| BALÁSY Csaba (17)        | 2    | 17  | 17  | 17  | 17  | 17  | 17  | 17  | 17  | 17  | 17  | 17  |
| MANIAK Lubomir (20)      | 3    | 20  | 6   | 51  | 51  | 51  | 51  | 51  | 51  | 51  | 51  | 51  |
| SZABÓ Márk (8)           | 4    | 8   | 51  | 196 | 196 | 196 | 196 | 329 | 329 | 329 | 329 | 329 |
| PATAKI Martin (19)       | 5    | 19  | 8   | 329 | 329 | 329 | 329 | 196 | 196 | 196 | 196 | 196 |
| LUKÁCS Kristóf (196)     | 6    | 196 | 196 | 8   | 8   | 6   | 6   | 6   | 6   | 6   | 6   | 6   |
| ZSIGOVITS Norbert (133)  | 7    | 133 | 98  | 98  | 6   | 8   | 8   | 8   | 8   | 8   | 8   | 8   |
| WÉBER Krisztián (6)      | 8    | 6   | 329 | 6   | 98  | 98  | 98  | 98  | 98  | 98  | 98  | 98  |
| VARGA Imre (98)          | 9    | 98  | 19  | 19  | 11  | 11  | 11  | 11  | 11  | 11  | 11  | 11  |
| ROZGONYI Ákos (11)       | 10   | 11  | 11  | 11  | 19  | 19  | 19  | 19  | 20  | 20  | 20  | 20  |
| PÁL Vencel (51)          | 11   | 51  | 10  | 20  | 20  | 20  | 20  | 20  | 19  | 19  | 19  | 19  |
| MOLNÁR Alexandra (34)    | 12   | 34  | 20  | 133 | 133 | 133 | 133 | 133 | 133 | 133 | 133 | 133 |
| BALOGH Máté (16)         | 13   | 16  | 133 | 16  | 16  | 3   | 3   | 3   | 3   | 3   | 3   | 3   |
| CATANA David (121)       | 14   | 121 | 16  | 3   | 3   | 121 | 121 | 121 | 16  | 16  | 16  | 16  |
| SZONDI Levente (329)     | 15   | 329 | 3   | 2   | 121 | 16  | 16  | 16  | 121 | 75  | 75  | 75  |
| JEROTIJEVIC Michael (10) | 16   | 10  | 34  | 121 | 34  | 34  | 75  | 75  | 75  | 34  | 34  | 34  |
| JÁNOSI Viktor (75)       | 17   | 75  | 2   | 34  | 75  | 75  | 34  | 34  | 34  | 9   | 9   | 9   |
| JÁNOSI Gergő (71)        | 18   | 71  | 121 | 75  | 9   | 9   | 9   | 9   | 9   | 2   | 2   | 2   |
| HORVÁTH Szilárd (9)      | 19   | 9   | 75  | 9   | 2   | 2   | 2   | 2   | 2   | 121 | 121 | 121 |
| HIDEG Tamás (3)          | 20   | 3   | 9   | 116 | 116 | 116 | 116 | 116 | 116 | 116 | 116 | 116 |
| CSENERICS Dominik (116)  | 21   | 116 | 71  |     |     |     |     |     |     |     |     |     |
| GYEPES Mihály ifj (2)    | 22   | 2   | 26  |     |     |     |     |     |     |     |     |     |
| CERY Norbert (26)        | 23   | 26  | 116 |     |     |     |     |     |     |     |     |     |

# MX Csapatbajnokság-Team Ch.(Pannonhalma)

Total / Összetett

Pannonhalma 0,000 Km

85 cc



| Pos              | No. | Name                | Club                       | Nat. | Make     | Class     | R1. | R2. | Total points |
|------------------|-----|---------------------|----------------------------|------|----------|-----------|-----|-----|--------------|
| <b>85 junior</b> |     |                     |                            |      |          |           |     |     |              |
| 1                | 97  | POLÁS Denis         | Panolin Racing Team        |      | KTM      | 85 junior | 25  | 25  | 50           |
| 2                | 17  | BALÁSY Csaba        | Real Motorcentrum Motorsp  |      | KTM      | 85 junior | 22  | 22  | 44           |
| 3                | 51  | PÁL Vencel          | MX Maximum Energy Team     |      | Suzuki   | 85 junior | 16  | 20  | 36           |
| 4                | 6   | WÉBER Krisztián     | Real Motorcentrum Motorsp  |      | Suzuki   | 85 junior | 20  | 15  | 35           |
| 5                | 196 | LUKÁCS Kristóf      | Kiskunlacházi Községi Moto |      | KTM      | 85 junior | 18  | 16  | 34           |
| 6                | 329 | SZONDI Levente      | Suzuki Hollós RT SE        |      | Suzuki   | 85 junior | 15  | 18  | 33           |
| 7                | 20  | MANIAK Lubomir      | KB TEAM                    |      | Honda    | 85 junior | 14  | 14  | 28           |
| 8                | 19  | PATAKI Martin       | PMSE                       |      | Suzuki   | 85 junior | 12  | 13  | 25           |
| 9                | 16  | BALOGH Máté         | Fair-Play Motocross SE     |      | Honda    | 85 junior | 7   | 11  | 18           |
| 10               | 2   | GYEPES Mihály ifj   | Gyulai Motoros Racing Tean |      | KTM      | 85 junior | 10  | 8   | 18           |
| 11               | 3   | HIDEG Tamás         | Real Motorcentrum Motorsp  |      | Honda    | 85 junior | 5   | 12  | 17           |
| 12               | 34  | MOLNÁR Alexandra    | MAMI Yamaha Fehér          |      | Yamaha   | 85 junior | 8   | 9   | 17           |
| 13               | 75  | JÁNOSI Viktor       | Langer Motorsport Zomba    |      | Kawasaki | 85 junior | 6   | 10  | 16           |
| 14               | 121 | CATANA David        | STEAUA Bucuresti           |      | Yamaha   | 85 junior | 9   | 7   | 16           |
| 15               | 10  | JEROTIJEVIC Michael | Ausztria                   |      | Suzuki   | 85 junior | 13  | 0   | 13           |
| 16               | 26  | CERY Norbert        | Szlovákia                  |      | Yamaha   | 85 junior | 11  | 0   | 11           |

## 85 serdülő

|   |     |                   |                            |  |        |            |    |    |    |
|---|-----|-------------------|----------------------------|--|--------|------------|----|----|----|
| 1 | 8   | SZABÓ Márk        | Real Motorcentrum Motorsp  |  | Honda  | 85 serdülő | 25 | 25 | 50 |
| 2 | 11  | ROZGONYI Ákos     | Center Motorsport Club     |  | KTM    | 85 serdülő | 22 | 20 | 42 |
| 3 | 133 | ZSIGOVITS Norbert | Motocross Egyesület Csáká  |  | KTM    | 85 serdülő | 20 | 18 | 38 |
| 4 | 9   | HORVÁTH Szilárd   | Kőszárhegyi Motocross Clut |  | Suzuki | 85 serdülő | 16 | 16 | 32 |
| 5 | 116 | CENTERICS Dominik | Real Motorcentrum Motorsp  |  | Suzuki | 85 serdülő | 15 | 15 | 30 |
| 6 | 98  | VARGA Imre        | Real Motorcentrum Motorsp  |  | Suzuki | 85 serdülő | 0  | 22 | 22 |
| 7 | 71  | JÁNOSI Gergő      | Markó-Motor Sport Egyesüle |  | KTM    | 85 serdülő | 18 | 0  | 18 |