



Magyar Köztársaság Nemzetközi MX Quad Bajnokság

MAMS Motocross Utánpótlás MX2 Junior Bajnokság

MAMS Motocross Extra Kupa

Magyar Közt Kupa; U MX2 és MXQ OB

Sorted on Best Lap time

Free Practice

Ács 0,000 Km

U MX2

2011.05.01. 09:20

Practice started at 9:18:26

Pos	PIC	No.	Name	Club	Make	Class	Best Tm	Diff	Laps
1	1	49	PÁL Markó	Csarnai MX Racing SE	Kawasaki	U MX2	1:36.663		8
2	2	196	LUKÁCS Kristóf	KTM Kecskemét	KTM	U MX2	1:37.804	1.141	7
3	3	294	KRUSS Károly	Nyári Pál MCSE	Yamaha	U MX2	1:41.474	4.811	8
4	4	124	BERKES Dániel	MAMI Yamaha Fehér	Yamaha	U MX2	1:42.258	5.595	8
5	5	94	GYEVÁT Dávid	Április 4. MK	Honda	U MX2	1:42.344	5.681	8
6	6	42	NAGY Patrik	Pécsi Motros SE	KTM	U MX2	1:42.917	6.254	7
7	7	55	TÓTH József	Újszilvási Motocross SE	Suzuki	U MX2	1:43.487	6.824	8
8	8	58	PETŐ Ádám	1 WD	Honda	U MX2	1:43.593	6.930	8
9	9	6	WÉBER Krisztián	Reál Motorcentrum MSE	Suzuki	U MX2	1:44.851	8.188	7
10	10	17	DÓSA Döme	Kiskunmajsai SE	Yamaha	U MX2	1:45.036	8.373	7
11	11	731	PALKÓ Bálint	Április 4. MK	Suzuki	U MX2	1:45.194	8.531	8
12	12	51	PÁL Vencel	Csarnai MX Racing SE	Kawasaki	U MX2	1:45.228	8.565	8
13	13	35	BORSÓ Péter	Kőszárhegyi MC	Honda	U MX2	1:45.566	8.903	8
14	14	277	SIPOS Robin	Markó Motor SE	Yamaha	U MX2	1:47.162	10.499	5
15	15	22	JANI Zoltán	Center Motorsport Club	KTM	U MX2	1:48.030	11.367	8
16	16	19	PATAKI Martin	Pécsi Motros SE	Husqvarna	U MX2	1:49.056	12.393	7
17	17	154	CZITA Gábor	Bugyi SE	Yamaha	U MX2	1:52.348	15.685	7
18	18	145	BABARCZI Balázs	Ivanics Rally és Motocross S	Kawasaki	U MX2	1:52.678	16.015	7
19	19	242	BORZÁK Máté	Bugyi SE	Honda	U MX2	1:58.080	21.417	7
20	20	34	MOLNÁR Alexandra	MAMI Yamaha Fehér	KTM	U MX2	2:08.627	31.964	4

Czuczi Attila Nagy László Nagyné Czuczi Rita
 Versenyigazgató Zsúrielnök Időmérés vezetője

Orbits





Magyar Köztársaság Nemzetközi MX Quad Bajnokság

MAMS Motocross Utánpótlás MX2 Junior Bajnokság

MAMS Motocross Extra Kupa

Magyar Közt Kupa; U MX2 és MXQ OB

Free Practice

U MX2

Practice started at 9:18:26

Ács 0,000 Km

2011.05.01. 09:20

Lap	Lap Tm	Diff	Time of Day
(49) PÁL Markó			
1	1:45.318	+8.655	9:22:46.210
2	1:44.058	+7.395	9:24:30.268
3	1:40.720	+4.057	9:26:10.988
4	1:40.278	+3.615	9:27:51.266
5	1:48.904	+12.241	9:29:40.170
6	1:39.400	+2.737	9:31:19.570
7	1:36.663		9:32:56.233
8	2:00.898	+24.235	9:34:57.131

(196) LUKÁCS Kristóf			
1	1:53.065	+15.261	9:22:20.901
2	1:48.890	+11.086	9:24:09.791
3	1:39.854	+2.050	9:25:49.645
4	1:38.421	+0.617	9:27:28.066
5	2:36.639	+58.835	9:30:04.705
6	1:37.804		9:31:42.509
7	3:35.115	+1:57.311	9:35:17.624

(294) KRUSS Károly			
1	1:46.068	+4.594	9:22:50.025
2	1:46.256	+4.782	9:24:36.281
3	1:44.219	+2.745	9:26:20.500
4	1:43.668	+2.194	9:28:04.168
5	1:43.178	+1.704	9:29:47.346
6	1:44.745	+3.271	9:31:32.091
7	1:51.858	+10.384	9:33:23.949
8	1:41.474		9:35:05.423

(124) BERKES Dániel			
1	1:42.504	+0.246	9:22:06.389
2	1:43.328	+1.070	9:23:49.717
3	1:42.753	+0.495	9:25:32.470
4	1:44.264	+2.006	9:27:16.734
5	2:28.282	+46.024	9:29:45.016
6	1:44.932	+2.674	9:31:29.948
7	1:42.258		9:33:12.206
8	1:45.856	+3.598	9:34:58.062

(94) GYEVÁT Dávid			
1	1:46.355	+4.011	9:22:28.092
2	1:43.377	+1.033	9:24:11.469
3	1:46.996	+4.652	9:25:58.465
4	1:53.865	+11.521	9:27:52.330
5	2:00.314	+17.970	9:29:52.644
6	1:42.344		9:31:34.988
7	1:54.035	+11.691	9:33:29.023
8	1:55.701	+13.357	9:35:24.724

(42) NAGY Patrik			
1	1:53.174	+10.257	9:23:27.179
2	1:50.340	+7.423	9:25:17.519
3	1:48.548	+5.631	9:27:06.067
4	1:45.624	+2.707	9:28:51.691
5	1:44.017	+1.100	9:30:35.708
6	1:44.667	+1.750	9:32:20.375
7	1:42.917		9:34:03.292

(55) TÓTH József			
1	1:50.372	+6.885	9:22:43.193
2	1:51.315	+7.828	9:24:34.508
3	1:43.487		9:26:17.995
4	1:50.374	+6.887	9:28:08.369
5	2:00.588	+17.101	9:30:08.957
6	1:44.070	+0.583	9:31:53.027

Lap	Lap Tm	Diff	Time of Day
7	1:52.571	+9.084	9:33:45.598
8	1:50.248	+6.761	9:35:35.846

(58) PETŐ Ádám			
1	1:47.874	+4.281	9:22:34.579
2	1:46.358	+2.765	9:24:20.937
3	1:47.868	+4.275	9:26:08.805
4	1:53.252	+9.659	9:28:02.057
5	1:44.251	+0.658	9:29:46.308
6	2:19.421	+35.828	9:32:05.729
7	1:43.593		9:33:49.322
8	1:52.695	+9.102	9:35:42.017

(6) WÉBER Krisztián			
1	1:48.293	+3.442	9:22:36.776
2	1:48.348	+3.497	9:24:25.124
3	1:48.201	+3.350	9:26:13.325
4	1:46.890	+2.039	9:28:00.215
5	3:07.965	+1:23.114	9:31:08.180
6	1:44.851		9:32:53.031
7	1:47.708	+2.857	9:34:40.739

(17) DÓSA Döme			
1	1:54.527	+9.491	9:24:14.412
2	1:46.044	+1.008	9:26:00.456
3	1:45.036		9:27:45.492
4	1:48.242	+3.206	9:29:33.734
5	1:54.622	+9.586	9:31:28.356
6	1:46.725	+1.689	9:33:15.081
7	1:55.552	+10.516	9:35:10.633

(731) PALKÓ Bálint			
1	1:47.631	+2.437	9:22:26.411
2	1:46.746	+1.552	9:24:13.157
3	1:48.771	+3.577	9:26:01.928
4	1:45.194		9:27:47.122
5	1:48.162	+2.968	9:29:35.284
6	1:47.105	+1.911	9:31:22.389
7	1:46.252	+1.058	9:33:08.641
8	1:46.246	+1.052	9:34:54.887

(51) PÁL Vencel			
1	1:46.311	+1.083	9:22:31.847
2	1:46.146	+0.918	9:24:17.993
3	1:46.033	+0.805	9:26:04.026
4	1:46.321	+1.093	9:27:50.347
5	1:48.510	+3.282	9:29:38.857
6	2:22.122	+36.894	9:32:00.979
7	1:53.540	+8.312	9:33:54.519
8	1:45.228		9:35:39.747

(35) BORSÓ Péter			
1	1:55.495	+9.929	9:23:04.408
2	1:53.003	+7.437	9:24:57.411
3	2:03.587	+18.021	9:27:00.998
4	1:45.566		9:28:46.564
5	1:46.372	+0.806	9:30:32.936
6	1:47.197	+1.631	9:32:20.133
7	2:01.558	+15.992	9:34:21.691
8	2:13.282	+27.716	9:36:34.973

(277) SIPOS Robin			
1	2:06.114	+18.952	9:28:01.725
2	1:55.730	+8.568	9:29:57.455
3	1:51.804	+4.642	9:31:49.259
4	1:57.465	+10.303	9:33:46.724

Lap	Lap Tm	Diff	Time of Day
5	1:47.162		9:35:33.886

(22) JANI Zoltán			
1	1:56.940	+8.910	9:23:02.889
2	1:53.653	+5.623	9:24:56.542
3	1:48.030		9:26:44.572
4	1:48.773	+0.743	9:28:33.345
5	1:56.848	+8.818	9:30:30.193
6	2:02.022	+13.992	9:32:32.215
7	1:54.758	+6.728	9:34:26.973
8	1:48.569	+0.539	9:36:15.542

(19) PATAKI Martin			
1	2:16.360	+27.304	9:23:40.142
2	2:16.915	+27.859	9:25:57.057
3	1:57.384	+8.328	9:27:54.441
4	1:49.056		9:29:43.497
5	1:50.888	+1.832	9:31:34.385
6	2:43.221	+54.165	9:34:17.606
7	1:52.365	+3.309	9:36:09.971

(154) CZITA Gábor			
1	1:56.584	+4.236	9:22:47.342
2	1:53.066	+0.718	9:24:40.408
3	1:55.451	+3.103	9:26:35.859
4	1:52.348		9:28:28.207
5	1:58.652	+6.304	9:30:26.859
6	2:00.942	+8.594	9:32:27.801
7	3:00.895	+1:08.547	9:35:28.696

(145) BABARCI Balázs			
1	2:00.890	+8.212	9:23:30.386
2	1:54.887	+2.209	9:25:25.273
3	1:55.494	+2.816	9:27:20.767
4	1:53.241	+0.563	9:29:14.008
5	1:52.678		9:31:06.686
6	1:53.671	+0.993	9:33:00.357
7	2:01.261	+8.583	9:35:01.618

(242) BORZÁK Máté			
1	2:10.473	+12.393	9:23:59.102
2	2:11.275	+13.195	9:26:10.377
3	2:02.239	+4.159	9:28:12.616
4	1:58.080		9:30:10.696
5	1:58.949	+0.869	9:32:09.645
6	2:10.868	+12.788	9:34:20.513
7	2:03.793	+5.713	9:36:24.306

(34) MOLNÁR Alexandra			
1	4:05.821	+1:57.194	9:25:38.715
2	4:55.455	+2:46.828	9:30:34.170
3	2:08.627		9:32:42.797
4	2:13.336	+4.709	9:34:56.133

Czuczi Attila Nagy László Nagyné Czuczi Rita
 Versenyigazgató Zsűrielnök Időmérés vezetője

Orbits





Magyar Köztársaság Nemzetközi MX Quad Bajnokság

MAMS Motocross Utánpótlás MX2 Junior Bajnokság

MAMS Motocross Extra Kupa

Magyar Közt Kupa; U MX2 és MXQ OB

Sorted on Best Lap time

Qualifying Practice

Ács 0,000 Km

U MX2

2011.05.01. 10:50

Qualifying started at 10:48:42

Pos	PIC	No.	Name	Club	Make	Class	Best Tm	Diff	Laps
1	1	49	PÁL Markó	Csarnai MX Racing SE	Kawasaki	U MX2	1:33.013		9
2	2	124	BERKES Dániel	MAMI Yamaha Fehér	Yamaha	U MX2	1:33.070	0.057	8
3	3	196	LUKÁCS Kristóf	KTM Kecskemét	KTM	U MX2	1:34.383	1.370	9
4	4	294	KRUSS Károly	Nyári Pál MCSE	Yamaha	U MX2	1:36.451	3.438	8
5	5	58	PETŐ Ádám	1 WD	Honda	U MX2	1:38.126	5.113	8
6	6	42	NAGY Patrik	Pécsi Motros SE	KTM	U MX2	1:38.264	5.251	10
7	7	731	PALKÓ Bálint	Április 4. MK	Suzuki	U MX2	1:38.588	5.575	9
8	8	51	PÁL Vencel	Csarnai MX Racing SE	Kawasaki	U MX2	1:38.648	5.635	7
9	9	17	DÓSA Döme	Kiskunmajsai SE	Yamaha	U MX2	1:38.894	5.881	9
10	10	94	GYEVÁT Dávid	Április 4. MK	Honda	U MX2	1:39.794	6.781	8
11	11	55	TÓTH József	Újszilvási Motocross SE	Suzuki	U MX2	1:40.839	7.826	9
12	12	22	JANI Zoltán	Center Motorsport Club	KTM	U MX2	1:41.104	8.091	9
13	13	35	BORSÓ Péter	Kőszárhegyi MC	Honda	U MX2	1:41.576	8.563	8
14	14	277	SIPOS Robin	Markó Motor SE	Yamaha	U MX2	1:42.608	9.595	8
15	15	6	WÉBER Krisztián	Reál Motorcentrum MSE	Suzuki	U MX2	1:42.722	9.709	9
16	16	242	BORZÁK Máté	Bugyi SE	Honda	U MX2	1:43.318	10.305	7
17	17	19	PATAKI Martin	Pécsi Motros SE	Husqvarna	U MX2	1:44.657	11.644	8
18	18	145	BABARCZI Balázs	Ivanics Rally és Motocross S	Kawasaki	U MX2	1:45.270	12.257	6
19	19	154	CZITA Gábor	Bugyi SE	Yamaha	U MX2	1:49.311	16.298	7
20	20	34	MOLNÁR Alexandra	MAMI Yamaha Fehér	KTM	U MX2	2:01.282	28.269	6

Czuczi Attila Nagy László Nagyné Czuczi Rita
 Versenyigazgató Zsúrielnök Időmérés vezetője

Orbits





Magyar Köztársaság Nemzetközi MX Quad Bajnokság

MAMS Motocross Utánpótlás MX2 Junior Bajnokság

MAMS Motocross Extra Kupa

Magyar Közt. Kupa; U MX2 és MXQ OB

Qualifying Practice

Ács 0,000 Km

U MX2

2011.05.01. 10:50

Qualifying started at 10:48:42

Lap	Lap Tm	Diff	Time of Day	Lap	Lap Tm	Diff	Time of Day	Lap	Lap Tm	Diff	Time of Day
(49) PÁL Markó											
1	1:35.833	+2.820	10:52:33.874	1	1:38.588		10:52:14.962	4	1:45.763	+4.187	10:58:21.575
2	1:36.489	+3.476	10:54:10.363	2	2:44.225	+1:05.637	10:54:59.187	5	1:45.036	+3.460	11:00:06.611
3	2:05.415	+32.402	10:56:15.778	3	2:19.539	+40.951	10:57:18.726	6	1:41.893	+0.317	11:01:48.504
4	3:13.332	+1:40.319	10:59:29.110	4	1:39.346	+0.758	10:58:58.072	7	3:47.983	+2:06.407	11:05:36.487
5	1:34.830	+1.817	11:01:03.940	5	1:54.370	+15.782	11:00:52.442	8	1:41.576		11:07:18.063
6	1:52.844	+19.831	11:02:56.784	6	1:47.281	+8.693	11:02:39.723	(277) SIPOS Robin			
7	1:33.568	+0.555	11:04:30.352	7	1:40.337	+1.749	11:04:20.060	1	1:46.889	+4.281	10:53:30.992
8	1:54.502	+21.489	11:06:24.854	8	1:39.549	+0.961	11:05:59.609	2	1:48.319	+5.711	10:55:19.311
9	1:33.013		11:07:57.867	9	1:39.625	+1.037	11:07:39.234	3	1:43.384	+0.776	10:57:02.695
(124) BERKES Dániel				(51) PÁL Vencel							
1	1:34.274	+1.204	10:52:17.892	1	1:38.648		10:52:45.355	4	1:47.698	+5.090	10:58:50.393
2	1:34.275	+1.205	10:53:52.167	2	1:38.848	+0.200	10:54:24.203	5	3:04.613	+1:22.005	11:01:55.006
3	2:20.485	+47.415	10:56:12.652	3	1:39.663	+1.015	10:56:03.866	6	1:42.608		11:03:37.614
4	2:01.403	+28.333	10:58:14.055	4	1:44.497	+5.849	10:57:48.363	7	1:50.990	+8.382	11:05:28.604
5	2:00.721	+27.651	11:00:14.776	5	5:46.349	+4:07.701	11:03:34.712	8	2:47.966	+1:05.358	11:08:16.570
6	1:34.031	+0.961	11:01:48.807	6	1:42.871	+4.223	11:05:17.583	(6) WÉBER Krisztián			
7	3:16.726	+1:43.656	11:05:05.533	7	1:50.642	+11.994	11:07:08.225	1	1:42.722		10:53:08.757
8	1:33.070		11:06:38.603	(17) DÓSA Döme				2	1:47.642	+4.920	10:54:56.399
(196) LUKÁCS Krisztof				1	1:40.902	+2.008	10:52:40.679	3	1:47.592	+4.870	10:56:43.991
1	1:35.915	+1.532	10:52:10.873	2	1:49.248	+10.354	10:54:29.927	4	1:44.664	+1.942	10:58:28.655
2	1:35.008	+0.625	10:53:45.881	3	1:41.728	+2.834	10:56:11.655	5	3:11.647	+1:28.925	11:01:40.302
3	2:32.067	+57.684	10:56:17.948	4	1:58.034	+19.140	10:58:09.689	6	1:44.827	+2.105	11:03:25.129
4	1:49.728	+15.345	10:58:07.676	5	1:38.894		10:59:48.583	7	1:47.335	+4.613	11:05:12.464
5	3:04.532	+1:30.149	11:01:12.208	6	1:56.169	+17.275	11:01:44.752	8	1:44.541	+1.819	11:06:57.005
6	1:56.098	+21.715	11:03:08.306	7	1:56.702	+17.808	11:03:41.454	9	1:49.432	+6.710	11:08:46.437
7	1:36.254	+1.871	11:04:44.560	8	1:41.122	+2.228	11:05:22.576	(242) BORZÁK Máté			
8	2:14.413	+40.030	11:06:58.973	9	1:53.499	+14.605	11:07:16.075	1	1:43.318		10:53:40.089
9	1:34.383		11:08:33.356	(94) GYEVÁT Dávid				2	2:29.559	+46.241	10:56:09.648
(294) KRUSS Károly				1	1:40.744	+0.950	10:52:27.423	3	1:46.103	+2.785	10:57:55.751
1	1:41.100	+4.649	10:53:09.476	2	1:39.920	+0.126	10:54:07.343	4	3:23.227	+1:39.909	11:01:18.978
2	1:39.462	+3.011	10:54:48.938	3	1:52.974	+13.180	10:56:00.317	5	1:46.788	+3.470	11:03:05.766
3	1:40.746	+4.295	10:56:29.684	4	1:41.601	+1.807	10:57:41.918	6	2:16.165	+32.847	11:05:21.931
4	1:38.911	+2.460	10:58:08.595	5	1:40.695	+0.901	10:59:22.613	7	2:06.193	+22.875	11:07:28.124
5	1:52.102	+15.651	11:00:00.697	6	3:02.497	+1:22.703	11:02:25.110	(19) PATAKI Martin			
6	2:57.704	+1:21.253	11:02:58.401	7	1:50.161	+10.367	11:04:15.271	1	1:55.816	+11.159	10:53:28.980
7	1:36.451		11:04:34.852	8	1:39.794		11:05:55.065	2	1:45.642	+0.985	10:55:14.622
8	1:36.753	+0.302	11:06:11.605	(55) TÓTH József				3	2:14.568	+29.911	10:57:29.190
(58) PETŐ Ádám				1	1:41.752	+0.913	10:53:06.703	4	1:44.657		10:59:13.847
1	1:40.426	+2.300	10:52:33.382	2	1:48.710	+7.871	10:54:55.413	5	3:03.113	+1:18.456	11:02:16.960
2	1:41.411	+3.285	10:54:14.793	3	1:54.281	+13.442	10:56:49.694	6	1:53.244	+8.587	11:04:10.204
3	1:41.301	+3.175	10:55:56.094	4	1:40.839		10:58:30.533	7	2:35.435	+50.778	11:06:45.639
4	1:39.669	+1.543	10:57:35.763	5	1:51.319	+10.480	11:00:21.852	8	1:46.022	+1.365	11:08:31.661
5	2:53.510	+1:15.384	11:00:29.273	6	1:54.063	+13.224	11:02:15.915	(145) BABARCI Balázs			
6	1:58.880	+20.754	11:02:28.153	7	1:41.995	+1.156	11:03:57.910	1	1:45.924	+0.654	10:53:12.768
7	4:00.443	+2:22.317	11:06:28.596	8	2:04.191	+23.352	11:06:02.101	2	1:50.385	+5.115	10:55:03.153
8	1:38.126		11:08:06.722	9	1:47.125	+6.286	11:07:49.226	3	1:47.889	+2.619	10:56:51.042
(42) NAGY Patrik				(22) JANI Zoltán							
1	1:39.523	+1.259	10:52:30.038	1	1:43.961	+2.857	10:52:38.530	4	6:23.276	+4:38.006	11:03:14.318
2	1:39.045	+0.781	10:54:09.083	2	1:42.832	+1.728	10:54:21.362	5	1:45.270		11:04:59.588
3	1:38.651	+0.387	10:55:47.734	3	2:01.403	+20.299	10:56:22.765	6	2:01.999	+16.729	11:07:01.587
4	1:38.665	+0.401	10:57:26.399	4	1:53.111	+12.007	10:58:15.876	(154) CZITA Gábor			
5	1:38.264		10:59:04.663	5	1:47.045	+5.941	11:00:02.921	1	1:50.763	+1.452	10:53:02.888
6	1:42.021	+3.757	11:00:46.684	6	1:57.937	+16.833	11:02:00.858	2	1:49.311		10:54:52.199
7	1:38.921	+0.657	11:02:25.605	7	1:42.143	+1.039	11:03:43.001	3	1:50.804	+1.493	10:56:43.003
8	1:39.525	+1.261	11:04:05.130	8	2:06.415	+25.311	11:05:49.416	4	1:50.788	+1.477	10:58:33.791
9	2:46.526	+1:08.262	11:06:51.656	9	1:41.104		11:07:30.520	5	2:12.338	+23.027	11:00:46.129
10	1:40.977	+2.713	11:08:32.633	(35) BORSÓ Péter				6	1:50.818	+1.507	11:02:36.947
(731) PALKÓ Bálint				1	1:44.448	+2.872	10:52:57.343	7	1:53.374	+4.063	11:04:30.321
1	1:44.448	+2.872	10:52:57.343	2	1:47.096	+5.520	10:54:44.439	(34) MOLNÁR Alexandra			
2	1:47.096	+5.520	10:54:44.439	3	1:51.373	+9.797	10:56:35.812	1	2:07.886	+6.604	10:54:47.517
3	1:51.373	+9.797	10:56:35.812					2	2:08.134	+6.852	10:56:55.651

Czuczai Attila Nagy László Nagyné Czuczai Rita
 Versenyigazgató Zsűrielnök Időmérés vezetője

Orbits





Magyar Köztársaság Nemzetközi MX Quad Bajnokság
MAMS Motocross Utánpótlás MX2 Junior Bajnokság
MAMS Motocross Extra Kupa

Magyar Közt Kupa; U MX2 és MXQ OB

Qualifying Practice

Ács 0,000 Km

U MX2

2011.05.01. 10:50

Qualifying started at 10:48:42

Lap	Lap Tm	Diff	Time of Day
3	2:01.670	+0.388	10:58:57.321
4	2:01.282		11:00:58.603
5	2:02.500	+1.218	11:03:01.103
6	2:01.743	+0.461	11:05:02.846

Lap	Lap Tm	Diff	Time of Day
-----	--------	------	-------------

Lap	Lap Tm	Diff	Time of Day
-----	--------	------	-------------

Czuczi Attila Nagy László Nagyné Czuczi Rita
Versenyigazgató Zsûrielnök Időmérés vezetője

Orbits





Magyar Köztársaság Nemzetközi MX Quad Bajnokság

MAMS Motocross Utánpótlás MX2 Junior Bajnokság

MAMS Motocross Extra Kupa

Magyar Közt Kupa; U MX2 és MXQ OB

Sorted on Laps

Race 1

Ács 0,000 Km

U MX2

2011.05.01. 13:30

Race (20:00 and 2 Laps) started at 13:29:24

Pos	PIC	No.	Name	Club	Make	Class	Laps	Total Tm	Diff	Best Tm	Points
1	1	49	PÁL Markó	Csarnai MX Racing SE	Kawasaki	U MX2	14	24:46.469		1:35.603	25
2	2	124	BERKES Dániel	MAMI Yamaha Fehér	Yamaha	U MX2	14	25:05.113	18.644	1:35.344	22
3	3	294	KRUSS Károly	Nyári Pál MCSE	Yamaha	U MX2	14	25:23.883	37.414	1:38.792	20
4	4	58	PETŐ Ádám	1 WD	Honda	U MX2	14	25:33.755	47.286	1:40.282	18
5	5	42	NAGY Patrik	Pécsi Motros SE	KTM	U MX2	14	25:45.697	59.228	1:40.137	16
6	6	17	DÓSA Döme	Kiskunmajsai SE	Yamaha	U MX2	14	26:06.701	1:20.232	1:39.883	15
7	7	94	GYEVÁT Dávid	Április 4. MK	Honda	U MX2	14	26:15.709	1:29.240	1:42.490	14
8	8	51	PÁL Vencel	Csarnai MX Racing SE	Kawasaki	U MX2	14	26:26.544	1:40.075	1:41.914	13
9	9	277	SIPOS Robin	Markó Motor SE	Yamaha	U MX2	14	26:31.585	1:45.116	1:43.454	12
10	10	6	WÉBER Krisztián	Reál Motorcentrum MSE	Suzuki	U MX2	13	24:48.702	1 Lap	1:43.398	11
11	11	731	PALKÓ Bálint	Április 4. MK	Suzuki	U MX2	13	24:52.469	1 Lap	1:40.024	10
12	12	35	BORSÓ Péter	Kőszárhegyi MC	Honda	U MX2	13	24:58.174	1 Lap	1:43.700	9
13	13	22	JANI Zoltán	Center Motorsport Club	KTM	U MX2	13	25:16.992	1 Lap	1:44.196	8
14	14	55	TÓTH József	Újszilvási Motocross SE	Suzuki	U MX2	13	25:35.965	1 Lap	1:43.405	7
15	15	19	PATAKI Martin	Pécsi Motros SE	Husqvarna	U MX2	13	25:42.680	1 Lap	1:47.118	6
16	16	145	BABARCZI Balázs	Ivanics Rally és Motocross SE	Kawasaki	U MX2	13	26:28.827	1 Lap	1:48.864	5
17	17	154	CZITA Gábor	Bugyi SE	Yamaha	U MX2	13	26:35.713	1 Lap	1:47.077	4
18	18	242	BORZÁK Máté	Bugyi SE	Honda	U MX2	12	25:49.510	2 Laps	1:46.479	3
19	19	34	MOLNÁR Alexandra	MAMI Yamaha Fehér	KTM	U MX2	11	25:57.606	3 Laps	1:58.454	2
Not classified (75% = 10 Laps)											
		196	LUKÁCS Kristóf	KTM Kecskemét	KTM	U MX2	4	8:30.991	10 Laps	1:38.830	0

Margin of Victory	Avg. Speed	Best Lap Tm	Best Speed	Best Lap by
18.644	-	1:35.344	-	124 - BERKES Dániel

Czuczai Attila	Nagy László	Nagyné Czuczai Rita	Orbits
Versenyigazgató	Zsúrielnök	Időmérés vezetője	





Magyar Köztársaság Nemzetközi MX Quad Bajnokság

MAMS Motocross Utánpótlás MX2 Junior Bajnokság

MAMS Motocross Extra Kupa

Magyar Közt Kupa; U MX2 és MXQ OB

Race 1

Ács 0,000 Km

U MX2

2011.05.01. 13:30

Race (20:00 and 2 Laps) started at 13:29:24

Lap	Lap Tm	Diff	Time of Day
(49) PÁL Markó			
1	1:35.603		13:32:44.100
2	1:35.901	+0.298	13:34:20.001
3	1:36.579	+0.976	13:35:56.580
4	1:37.872	+2.269	13:37:34.452
5	1:36.814	+1.211	13:39:11.266
6	1:38.081	+2.478	13:40:49.347
7	1:39.023	+3.420	13:42:28.370
8	1:39.280	+3.677	13:44:07.650
9	1:38.639	+3.036	13:45:46.289
10	1:39.281	+3.678	13:47:25.570
11	1:40.430	+4.827	13:49:06.000
12	1:42.257	+6.654	13:50:48.257
13	1:39.577	+3.974	13:52:27.834
14	1:43.050	+7.447	13:54:10.884

(124) BERKES Dániel			
1	1:35.400	+0.056	13:32:44.511
2	2:09.839	+34.495	13:34:54.350
3	1:48.205	+12.861	13:36:42.555
4	1:36.160	+0.816	13:38:18.715
5	1:38.742	+3.398	13:39:57.457
6	1:37.256	+1.912	13:41:34.713
7	1:35.344		13:43:10.057
8	1:37.319	+1.975	13:44:47.376
9	1:38.547	+3.203	13:46:25.923
10	1:37.481	+2.137	13:48:03.404
11	1:36.402	+1.058	13:49:39.806
12	1:36.569	+1.225	13:51:16.375
13	1:36.922	+1.578	13:52:53.297
14	1:36.231	+0.887	13:54:29.528

(294) KRUSS Károly			
1	1:39.758	+0.966	13:32:55.287
2	1:40.840	+2.048	13:34:36.127
3	1:39.589	+0.797	13:36:15.716
4	1:38.792		13:37:54.508
5	1:41.690	+2.898	13:39:36.198
6	1:39.695	+0.903	13:41:15.893
7	1:40.742	+1.950	13:42:56.635
8	1:40.852	+2.060	13:44:37.487
9	1:39.509	+0.717	13:46:16.996
10	1:41.384	+2.592	13:47:58.380
11	1:42.807	+4.015	13:49:41.187
12	1:41.346	+2.554	13:51:22.533
13	1:43.392	+4.600	13:53:05.925
14	1:42.373	+3.581	13:54:48.298

(58) PETŐ Ádám			
1	1:41.450	+1.168	13:33:00.785
2	1:40.718	+0.436	13:34:41.503
3	1:41.026	+0.744	13:36:22.529
4	1:40.282		13:38:02.811
5	1:41.254	+0.972	13:39:44.065
6	1:40.739	+0.457	13:41:24.804
7	1:40.731	+0.449	13:43:05.535
8	1:41.441	+1.159	13:44:46.976
9	1:42.618	+2.336	13:46:29.594
10	1:41.618	+1.336	13:48:11.212
11	1:40.914	+0.632	13:49:52.126
12	1:41.248	+0.966	13:51:33.374
13	1:42.111	+1.829	13:53:15.485
14	1:42.685	+2.403	13:54:58.170

(42) NAGY Patrik			
-------------------------	--	--	--

Lap	Lap Tm	Diff	Time of Day
1	1:40.476	+0.339	13:32:54.421
2	1:40.137		13:34:34.558
3	1:42.582	+2.445	13:36:17.140
4	1:40.270	+0.133	13:37:57.410
5	1:42.346	+2.209	13:39:39.756
6	1:41.540	+1.403	13:41:21.296
7	1:41.237	+1.100	13:43:02.533
8	1:44.027	+3.890	13:44:46.560
9	1:43.696	+3.559	13:46:30.256
10	1:44.184	+4.047	13:48:14.440
11	1:42.767	+2.630	13:49:57.207
12	1:43.529	+3.392	13:51:40.736
13	1:44.330	+4.193	13:53:25.066
14	1:45.046	+4.909	13:55:10.112

(17) DÓSA Döme			
1	1:41.694	+1.811	13:32:58.305
2	1:40.046	+0.163	13:34:38.351
3	1:41.091	+1.208	13:36:19.442
4	1:40.029	+0.146	13:37:59.471
5	1:39.883		13:39:39.354
6	1:40.592	+0.709	13:41:19.946
7	1:42.127	+2.244	13:43:02.073
8	1:43.702	+3.819	13:44:45.775
9	1:43.498	+3.615	13:46:29.273
10	1:48.586	+8.703	13:48:17.859
11	1:48.681	+8.798	13:50:06.540
12	1:50.742	+10.859	13:51:57.282
13	1:46.577	+6.694	13:53:43.859
14	1:47.257	+7.374	13:55:31.116

(94) GYEVÁT Dávid			
1	1:45.235	+2.745	13:33:07.748
2	1:43.700	+1.210	13:34:51.448
3	1:44.217	+1.727	13:36:35.665
4	1:44.516	+2.026	13:38:20.181
5	1:42.945	+0.455	13:40:03.126
6	1:43.365	+0.875	13:41:46.491
7	1:43.457	+0.967	13:43:29.948
8	1:42.490		13:45:12.438
9	1:45.653	+3.163	13:46:58.091
10	1:43.440	+0.950	13:48:41.531
11	1:43.110	+0.620	13:50:24.641
12	1:43.969	+1.479	13:52:08.610
13	1:45.600	+3.110	13:53:54.210
14	1:45.914	+3.424	13:55:40.124

(51) PÁL Vencel			
1	1:43.483	+1.569	13:33:06.438
2	1:43.828	+1.914	13:34:50.266
3	1:44.124	+2.210	13:36:34.390
4	1:42.456	+0.542	13:38:16.846
5	1:44.491	+2.577	13:40:01.337
6	1:44.371	+2.457	13:41:45.708
7	1:43.183	+1.269	13:43:28.891
8	1:41.914		13:45:10.805
9	1:44.460	+2.546	13:46:55.265
10	1:44.464	+2.550	13:48:39.729
11	1:51.786	+9.872	13:50:31.515
12	1:46.522	+4.608	13:52:18.037
13	1:45.378	+3.464	13:54:03.415
14	1:47.544	+5.630	13:55:50.959

(277) SIPOS Robin			
1	1:43.454		13:33:04.734
2	1:44.437	+0.983	13:34:49.171

Lap	Lap Tm	Diff	Time of Day
3	1:53.411	+9.957	13:36:42.582
4	1:45.395	+1.941	13:38:27.977
5	1:44.269	+0.815	13:40:12.246
6	1:46.051	+2.597	13:41:58.297
7	1:45.324	+1.870	13:43:43.621
8	1:44.651	+1.197	13:45:28.272
9	1:44.463	+1.009	13:47:12.735
10	1:43.464	+0.010	13:48:56.199
11	1:45.886	+2.432	13:50:42.085
12	1:43.651	+0.197	13:52:25.736
13	1:43.546	+0.092	13:54:09.282
14	1:46.718	+3.264	13:55:56.000

(6) WÉBER Krisztián			
1	1:45.820	+2.422	13:33:12.934
2	1:44.240	+0.842	13:34:57.174
3	1:44.655	+1.257	13:36:41.829
4	1:43.592	+0.194	13:38:25.421
5	1:43.398		13:40:08.819
6	1:44.053	+0.655	13:41:52.872
7	1:44.674	+1.276	13:43:37.546
8	1:45.625	+2.227	13:45:23.171
9	1:45.976	+2.578	13:47:09.147
10	1:46.462	+3.064	13:48:55.609
11	1:44.918	+1.520	13:50:40.527
12	1:44.818	+1.420	13:52:25.345
13	1:47.772	+4.374	13:54:13.117

(731) PALKÓ Bálint			
1	2:34.378	+54.354	13:33:54.595
2	1:40.024		13:35:34.619
3	1:41.341	+1.317	13:37:15.960
4	1:41.638	+1.614	13:38:57.598
5	1:43.250	+3.226	13:40:40.848
6	1:40.339	+0.315	13:42:21.187
7	1:40.819	+0.795	13:44:02.006
8	1:41.494	+1.470	13:45:43.500
9	1:44.557	+4.533	13:47:28.057
10	1:40.181	+0.157	13:49:08.238
11	1:43.275	+3.251	13:50:51.513
12	1:42.159	+2.135	13:52:33.672
13	1:43.212	+3.188	13:54:16.884

(35) BORSÓ Péter			
1	1:45.653	+1.953	13:33:14.811
2	1:46.139	+2.439	13:35:00.950
3	1:47.291	+3.591	13:36:48.241
4	1:45.004	+1.304	13:38:33.245
5	1:43.700		13:40:16.945
6	1:45.193	+1.493	13:42:02.138
7	1:46.028	+2.328	13:43:48.166
8	1:43.843	+0.143	13:45:32.009
9	1:45.299	+1.599	13:47:17.308
10	1:44.062	+0.362	13:49:01.370
11	1:46.146	+2.446	13:50:47.516
12	1:47.307	+3.607	13:52:34.823
13	1:47.766	+4.066	13:54:22.589

(22) JANI Zoltán			
1	1:47.850	+3.654	13:33:13.965
2	1:46.206	+2.010	13:35:00.171
3	1:44.801	+0.605	13:36:44.972
4	1:44.879	+0.683	13:38:29.851
5	1:44.196		13:40:14.047
6	1:47.146	+2.950	13:42:01.193
7	1:46.595	+2.399	13:43:47.788

Czuczi Attila Nagy László Nagyné Czuczi Rita
Versenyigazgató Zsúrielnök Időmérés vezetője

Orbits





Magyar Köztársaság Nemzetközi MX Quad Bajnokság

MAMS Motocross Utánpótlás MX2 Junior Bajnokság

MAMS Motocross Extra Kupa

Magyar Közt Kupa; U MX2 és MXQ OB

Race 1

Ács 0,000 Km

U MX2

2011.05.01. 13:30

Race (20:00 and 2 Laps) started at 13:29:24

Lap	Lap Tm	Diff	Time of Day
8	1:49.725	+5.529	13:45:37.513
9	1:49.450	+5.254	13:47:26.963
10	1:47.807	+3.611	13:49:14.770
11	1:47.737	+3.541	13:51:02.507
12	1:46.409	+2.213	13:52:48.916
13	1:52.491	+8.295	13:54:41.407

(55) TÓTH József

Lap	Lap Tm	Diff	Time of Day
1	1:45.183	+1.778	13:33:03.706
2	1:45.088	+1.683	13:34:48.794
3	1:43.405		13:36:32.199
4	1:44.132	+0.727	13:38:16.331
5	2:09.632	+26.227	13:40:25.963
6	1:47.607	+4.202	13:42:13.570
7	1:49.639	+6.234	13:44:03.209
8	1:49.273	+5.868	13:45:52.482
9	1:49.590	+6.185	13:47:42.072
10	1:50.423	+7.018	13:49:32.495
11	1:49.144	+5.739	13:51:21.639
12	1:47.731	+4.326	13:53:09.370
13	1:51.010	+7.605	13:55:00.380

(19) PATAKI Martin

Lap	Lap Tm	Diff	Time of Day
1	1:48.774	+1.656	13:33:17.213
2	1:47.864	+0.746	13:35:05.077
3	1:49.167	+2.049	13:36:54.244
4	1:48.080	+0.962	13:38:42.324
5	1:48.384	+1.266	13:40:30.708
6	1:49.628	+2.510	13:42:20.336
7	1:51.749	+4.631	13:44:12.085
8	1:49.832	+2.714	13:46:01.917
9	1:48.924	+1.806	13:47:50.841
10	1:47.793	+0.675	13:49:38.634
11	1:49.555	+2.437	13:51:28.189
12	1:47.118		13:53:15.307
13	1:51.788	+4.670	13:55:07.095

(145) BABARCZI Balázs

Lap	Lap Tm	Diff	Time of Day
1	1:48.864		13:33:18.960
2	1:49.510	+0.646	13:35:08.470
3	1:51.639	+2.775	13:37:00.109
4	1:49.596	+0.732	13:38:49.705
5	1:50.582	+1.718	13:40:40.287
6	1:50.232	+1.368	13:42:30.519
7	1:50.282	+1.418	13:44:20.801
8	1:50.401	+1.537	13:46:11.202
9	1:51.203	+2.339	13:48:02.405
10	1:51.818	+2.954	13:49:54.223
11	2:13.264	+24.400	13:52:07.487
12	1:52.544	+3.680	13:54:00.031
13	1:53.211	+4.347	13:55:53.242

(154) CZITA Gábor

Lap	Lap Tm	Diff	Time of Day
1	1:47.077		13:33:18.005
2	1:47.829	+0.752	13:35:05.834
3	1:48.048	+0.971	13:36:53.882
4	1:49.042	+1.965	13:38:42.924
5	1:48.781	+1.704	13:40:31.705
6	1:54.109	+7.032	13:42:25.814
7	1:56.533	+9.456	13:44:22.347
8	1:53.672	+6.595	13:46:16.019
9	1:57.835	+10.758	13:48:13.854
10	1:57.508	+10.431	13:50:11.362
11	1:54.950	+7.873	13:52:06.312
12	1:57.148	+10.071	13:54:03.460
13	1:56.668	+9.591	13:56:00.128

(242) BORZÁK Máté

Lap	Lap Tm	Diff	Time of Day
1	1:46.479		13:33:11.621
2	1:47.128	+0.649	13:34:58.749
3	2:15.171	+28.692	13:37:13.920
4	1:59.787	+13.308	13:39:13.707
5	1:55.445	+8.966	13:41:09.152
6	2:02.696	+16.217	13:43:11.848
7	1:54.082	+7.603	13:45:05.930
8	2:06.183	+19.704	13:47:12.113
9	2:05.349	+18.870	13:49:17.462
10	1:54.936	+8.457	13:51:12.398
11	2:06.653	+20.174	13:53:19.051
12	1:54.874	+8.395	13:55:13.925

(34) MOLNÁR Alexandra

Lap	Lap Tm	Diff	Time of Day
1	1:58.454		13:33:33.999
2	2:01.725	+3.271	13:35:35.724
3	2:06.379	+7.925	13:37:42.103
4	2:11.749	+13.295	13:39:53.852
5	2:13.581	+15.127	13:42:07.433
6	2:18.369	+19.915	13:44:25.802
7	2:12.894	+14.440	13:46:38.696
8	2:11.847	+13.393	13:48:50.543
9	2:11.091	+12.637	13:51:01.634
10	2:09.002	+10.548	13:53:10.636
11	2:11.385	+12.931	13:55:22.021

(196) LUKÁCS Kristóf

Lap	Lap Tm	Diff	Time of Day
1	1:39.291	+0.461	13:32:56.453
2	1:40.440	+1.610	13:34:36.893
3	1:39.683	+0.853	13:36:16.576
4	1:38.830		13:37:55.406

Czuczi Attila Nagy László Nagyné Czuczi Rita
 Versenyigazgató Zsűrielnök Időmérés vezetője

Orbits





Magyar Köztársaság Nemzetközi MX Quad Bajnokság

MAMS Motocross Utánpótlás MX2 Junior Bajnokság

MAMS Motocross Extra Kupa

Magyar Közt Kupa; U MX2 és MXQ OB

Lapchart


Race 1

Ács 0,000 Km

U MX2

2011.05.01. 13:30

Race (20:00 and 2 Laps) started at 13:29:24



Competitors	Laps														
	0	1	2	3	4	5	6	7	8	9	10	11	12	13	14
PÁL Markó (49)	1	49	49	49	49	49	49	49	49	49	49	49	49	49	49
BERKES Dániel (124)	2	124	124	42	294	294	294	294	294	294	294	124	124	124	124
NAGY Patrik (42)	3	42	42	294	196	196	17	17	17	17	124	124	294	294	294
KRUSS Károly (294)	4	294	294	196	42	42	42	42	42	17	58	58	58	58	58
DÓSA Döme (17)	5	17	196	17	17	17	58	58	58	58	58	42	42	42	42
LUKÁCS Kristóf (196)	6	196	17	58	58	58	124	124	124	124	42	17	17	17	17
TÓTH József (55)	7	55	58	55	55	55	51	51	51	51	51	51	94	94	94
PETŐ Ádám (58)	8	58	55	277	51	51	94	94	94	94	94	94	51	51	51
PALKÓ Bálint (731)	9	731	277	51	94	124	6	6	6	6	6	6	6	277	277
SIPOS Robin (277)	10	277	51	94	6	94	277	277	277	277	277	277	277	6	6
GYEVÁT Dávid (94)	11	94	94	124	124	6	22	22	22	35	35	35	35	731	731
PÁL Vencel (51)	12	51	242	6	277	277	35	35	35	22	22	731	731	35	35
BORZÁK Máté (242)	13	242	6	242	22	22	55	55	731	731	731	22	22	22	22
JANI Zoltán (22)	14	22	22	22	35	35	19	19	55	55	55	55	55	55	55
WÉBER Krisztián (6)	15	6	35	35	154	19	154	731	19	19	19	19	19	19	19
PATAKI Martin (19)	16	19	19	19	154	145	154	145	145	145	145	154	145	145	145
BORSÓ Péter (35)	17	35	154	154	145	145	731	145	154	154	154	154	145	154	154
BABARCZI Balázs (145)	18	145	145	145	242	731	242	242	242	242	242	242	242	242	242
CZITA Gábor (154)	19	154	34	731	731	242	34	34	34	34	34	34	34	34	34
MOLNÁR Alexandra (34)	20	34	731	34	34	34									

Czuczi Attila Nagy László Nagyné Czuczi Rita
 Versenyigazgató Zsűrielnök Időmérés vezetője

Orbits





Magyar Köztársaság Nemzetközi MX Quad Bajnokság

MAMS Motocross Utánpótlás MX2 Junior Bajnokság

MAMS Motocross Extra Kupa

Magyar Közt Kupa; U MX2 és MXQ OB

Sorted on Laps

Race 2

Ács 0,000 Km

U MX2

2011.05.01. 15:30

Race (20:00 and 2 Laps) started at 15:31:35

Pos	PIC	No.	Name	Club	Make	Class	Laps	Total Tm	Diff	Best Tm	Points
1	1	124	BERKES Dániel	MAMI Yamaha Fehér	Yamaha	U MX2	14	24:34.650		1:34.999	25
2	2	49	PÁL Markó	Csarnai MX Racing SE	Kawasaki	U MX2	14	25:09.580	34.930	1:37.291	22
3	3	294	KRUSS Károly	Nyári Pál MCSE	Yamaha	U MX2	14	25:55.320	1:20.670	1:40.423	20
4	4	42	NAGY Patrik	Pécsi Motros SE	KTM	U MX2	14	26:02.274	1:27.624	1:41.913	18
5	5	58	PETŐ Ádám	1 WD	Honda	U MX2	14	26:07.630	1:32.980	1:42.476	16
6	6	731	PÁLKÓ Bálint	Április 4. MK	Suzuki	U MX2	14	26:24.209	1:49.559	1:42.724	15
7	7	94	GYEVÁT Dávid	Április 4. MK	Honda	U MX2	13	24:37.451	1 Lap	1:43.319	14
8	8	17	DÓSA Döme	Kiskunmajsai SE	Yamaha	U MX2	13	25:06.533	1 Lap	1:42.505	13
9	9	22	JANI Zoltán	Center Motorsport Club	KTM	U MX2	13	25:20.237	1 Lap	1:44.481	12
10	10	55	TÓTH József	Újszilvási Motocross SE	Suzuki	U MX2	13	25:27.113	1 Lap	1:46.453	11
11	11	35	BORSÓ Péter	Kőszárhegyi MC	Honda	U MX2	13	25:37.522	1 Lap	1:46.669	10
12	12	6	WÉBER Krisztián	Reál Motorcentrum MSE	Suzuki	U MX2	13	25:40.460	1 Lap	1:46.885	9
13	13	277	SIPOS Robin	Markó Motor SE	Yamaha	U MX2	13	25:59.494	1 Lap	1:45.973	8
14	14	242	BORZÁK Máté	Bugyi SE	Honda	U MX2	13	26:21.056	1 Lap	1:46.445	7
15	15	19	PATAKI Martin	Pécsi Motros SE	Husqvarna	U MX2	13	26:21.471	1 Lap	1:49.478	6
16	16	145	BABARCZI Balázs	Ivanics Rally és Motocross SE	Kawasaki	U MX2	13	26:22.432	1 Lap	1:49.538	5
17	17	154	CZITA Gábor	Bugyi SE	Yamaha	U MX2	12	25:42.311	2 Laps	1:50.788	4
18	18	34	MOLNÁR Alexandra	MAMI Yamaha Fehér	KTM	U MX2	10	25:32.142	4 Laps	2:04.590	3
Not classified (75% = 10 Laps)											
		51	PÁL Vencel	Csarnai MX Racing SE	Kawasaki	U MX2	5	22:02.443	9 Laps	1:42.275	0
NS	DNS	196	LUKÁCS Kristóf	KTM Kecskemét	KTM	U MX2			DNS		0

Margin of Victory	Avg. Speed	Best Lap Tm	Best Speed	Best Lap by
34.930	-	1:34.999	-	124 - BERKES Dániel

Czuczai Attila	Nagy László	Nagyné Czuczai Rita	Orbits
Versenyigazgató	Zsúrielnök	Időmérés vezetője	





Magyar Köztársaság Nemzetközi MX Quad Bajnokság

MAMS Motocross Utánpótlás MX2 Junior Bajnokság

MAMS Motocross Extra Kupa

Magyar Közt Kupa; U MX2 és MXQ OB


Race 2

Ács 0,000 Km

U MX2

2011.05.01. 15:30

Race (20:00 and 2 Laps) started at 15:31:35



Lap	Lap Tm	Diff	Time of Day
(124) BERKES Dániel			
1	1:34.999		15:34:55.483
2	1:35.298	+0.299	15:36:30.781
3	1:37.100	+2.101	15:38:07.881
4	1:35.244	+0.245	15:39:43.125
5	1:36.478	+1.479	15:41:19.603
6	1:38.596	+3.597	15:42:58.199
7	1:40.006	+5.007	15:44:38.205
8	1:37.008	+2.009	15:46:15.213
9	1:38.720	+3.721	15:47:53.933
10	1:39.231	+4.232	15:49:33.164
11	1:38.231	+3.232	15:51:11.395
12	1:39.087	+4.088	15:52:50.482
13	1:38.339	+3.340	15:54:28.821
14	1:40.992	+5.993	15:56:09.813
(49) PÁL Markó			
1	1:37.291		15:35:03.078
2	1:38.380	+1.089	15:36:41.458
3	1:38.057	+0.766	15:38:19.515
4	1:38.061	+0.770	15:39:57.576
5	1:39.813	+2.522	15:41:37.389
6	1:40.278	+2.987	15:43:17.667
7	1:39.337	+2.046	15:44:57.004
8	1:40.303	+3.012	15:46:37.307
9	1:41.032	+3.741	15:48:18.339
10	1:42.325	+5.034	15:50:00.664
11	1:40.795	+3.504	15:51:41.459
12	1:42.180	+4.889	15:53:23.639
13	1:40.237	+2.946	15:55:03.876
14	1:40.867	+3.576	15:56:44.743
(294) KRUSS Károly			
1	1:40.626	+0.203	15:35:08.072
2	1:41.997	+1.574	15:36:50.069
3	1:42.439	+2.016	15:38:32.508
4	1:42.317	+1.894	15:40:14.825
5	1:40.423		15:41:55.248
6	1:41.156	+0.733	15:43:36.404
7	1:43.292	+2.869	15:45:19.696
8	1:45.139	+4.716	15:47:04.835
9	1:42.948	+2.525	15:48:47.783
10	1:43.644	+3.221	15:50:31.427
11	1:45.745	+5.322	15:52:17.172
12	1:44.186	+3.763	15:54:01.358
13	1:44.052	+3.629	15:55:45.410
14	1:45.073	+4.650	15:57:30.483
(42) NAGY Patrik			
1	1:41.913		15:35:06.674
2	1:43.001	+1.088	15:36:49.675
3	1:44.335	+2.422	15:38:34.010
4	1:42.252	+0.339	15:40:16.262
5	1:42.873	+0.960	15:41:59.135
6	1:44.549	+2.636	15:43:43.684
7	1:44.120	+2.207	15:45:27.804
8	1:43.360	+1.447	15:47:11.164
9	1:44.392	+2.479	15:48:55.556
10	1:43.989	+2.076	15:50:39.545
11	1:43.230	+1.317	15:52:22.775
12	1:45.927	+4.014	15:54:08.702
13	1:44.132	+2.219	15:55:52.834
14	1:44.603	+2.690	15:57:37.437
(58) PETŐ Ádám			

Lap	Lap Tm	Diff	Time of Day
1	1:42.906	+0.430	15:35:12.789
2	1:43.120	+0.644	15:36:55.909
3	1:43.110	+0.634	15:38:39.019
4	1:44.811	+2.335	15:40:23.830
5	1:42.654	+0.178	15:42:06.484
6	1:43.793	+1.317	15:43:50.277
7	1:42.990	+0.514	15:45:33.267
8	1:42.899	+0.423	15:47:16.166
9	1:44.177	+1.701	15:49:00.343
10	1:42.476		15:50:42.819
11	1:42.767	+0.291	15:52:25.586
12	1:45.783	+3.307	15:54:11.369
13	1:45.018	+2.542	15:55:56.387
14	1:46.406	+3.930	15:57:42.793
(731) PALKÓ Bálint			
1	1:43.054	+0.330	15:35:14.428
2	1:42.762	+0.038	15:36:57.190
3	1:45.399	+2.675	15:38:42.589
4	1:45.379	+2.655	15:40:27.968
5	1:43.488	+0.764	15:42:11.456
6	1:42.724		15:43:54.180
7	1:42.983	+0.259	15:45:37.163
8	1:45.201	+2.477	15:47:22.364
9	1:44.859	+2.135	15:49:07.223
10	1:42.813	+0.089	15:50:50.036
11	1:46.800	+4.076	15:52:36.836
12	1:46.316	+3.592	15:54:23.152
13	1:45.154	+2.430	15:56:08.306
14	1:51.066	+8.342	15:57:59.372
(94) GYEVÁT Dávid			
1	1:43.388	+0.069	15:35:16.677
2	1:43.685	+0.366	15:37:00.362
3	1:43.561	+0.242	15:38:43.923
4	1:45.018	+1.699	15:40:28.941
5	1:43.866	+0.547	15:42:12.807
6	1:43.319		15:43:56.126
7	1:44.561	+1.242	15:45:40.687
8	1:46.140	+2.821	15:47:26.827
9	1:44.437	+1.118	15:49:11.264
10	1:46.443	+3.124	15:50:57.707
11	1:44.871	+1.552	15:52:42.578
12	1:43.998	+0.679	15:54:26.576
13	1:46.038	+2.719	15:56:12.614
(17) DÓSA Döme			
1	1:43.231	+0.726	15:35:15.208
2	1:44.055	+1.550	15:36:59.263
3	1:42.505		15:38:41.768
4	1:44.027	+1.522	15:40:25.795
5	1:43.074	+0.569	15:42:08.869
6	1:44.379	+1.874	15:43:53.248
7	1:46.878	+4.373	15:45:40.126
8	1:48.272	+5.767	15:47:28.398
9	1:47.357	+4.852	15:49:15.755
10	1:52.115	+9.610	15:51:07.870
11	1:51.720	+9.215	15:52:59.590
12	1:52.266	+9.761	15:54:51.856
13	1:49.840	+7.335	15:56:41.696
(22) JANI Zoltán			
1	1:46.833	+2.352	15:35:23.561
2	1:44.481		15:37:08.042
3	1:44.499	+0.018	15:38:52.541
4	1:47.622	+3.141	15:40:40.163

Lap	Lap Tm	Diff	Time of Day
5	1:47.381	+2.900	15:42:27.544
6	1:46.253	+1.772	15:44:13.797
7	1:45.955	+1.474	15:45:59.752
8	1:46.414	+1.933	15:47:46.166
9	1:48.169	+3.688	15:49:34.335
10	1:49.714	+5.233	15:51:24.049
11	1:47.988	+3.507	15:53:12.037
12	1:49.512	+5.031	15:55:01.549
13	1:53.851	+9.370	15:56:55.400
(55) TÓTH József			
1	1:46.453		15:35:24.703
2	1:47.737	+1.284	15:37:12.440
3	1:47.776	+1.323	15:39:00.216
4	1:47.621	+1.168	15:40:47.837
5	1:47.805	+1.352	15:42:35.642
6	1:48.041	+1.588	15:44:23.683
7	1:46.974	+0.521	15:46:10.657
8	1:47.199	+0.746	15:47:57.856
9	1:48.472	+2.019	15:49:46.328
10	1:48.326	+1.873	15:51:34.654
11	1:47.861	+1.408	15:53:22.515
12	1:49.065	+2.612	15:55:11.580
13	1:50.696	+4.243	15:57:02.276
(35) BORSÓ Péter			
1	1:46.889	+0.220	15:35:26.680
2	1:47.510	+0.841	15:37:14.190
3	1:47.124	+0.455	15:39:01.314
4	1:49.653	+2.984	15:40:50.967
5	1:48.371	+1.702	15:42:39.338
6	1:47.192	+0.523	15:44:26.530
7	1:46.669		15:46:13.199
8	1:48.527	+1.858	15:48:01.726
9	1:47.684	+1.015	15:49:49.410
10	1:48.037	+1.368	15:51:37.447
11	1:50.285	+3.616	15:53:27.732
12	1:48.850	+2.181	15:55:16.582
13	1:56.103	+9.434	15:57:12.685
(6) WÉBER Krisztián			
1	1:47.717	+0.832	15:35:28.155
2	1:47.048	+0.163	15:37:15.203
3	1:46.885		15:39:02.088
4	1:47.873	+0.988	15:40:49.961
5	1:48.782	+1.897	15:42:38.743
6	1:47.221	+0.336	15:44:25.964
7	1:53.010	+6.125	15:46:18.974
8	1:50.153	+3.268	15:48:09.127
9	1:49.241	+2.356	15:49:58.368
10	1:50.516	+3.631	15:51:48.884
11	1:50.630	+3.745	15:53:39.514
12	1:47.973	+1.088	15:55:27.487
13	1:48.136	+1.251	15:57:15.623
(27) SIPOS Robin			
1	1:46.451	+0.478	15:35:48.160
2	1:46.412	+0.439	15:37:34.572
3	1:46.710	+0.737	15:39:21.282
4	1:50.868	+4.895	15:41:12.150
5	1:50.378	+4.405	15:43:02.528
6	1:45.973		15:44:48.501
7	1:47.629	+1.656	15:46:36.130
8	1:48.351	+2.378	15:48:24.481
9	1:47.251	+1.278	15:50:11.732
10	1:47.269	+1.296	15:51:59.001

Czuczti Attila Nagy László Nagyné Czuczti Rita
 Versenyigazgató Zsúrielnök Időmérés vezetője

Orbits





Magyar Köztársaság Nemzetközi MX Quad Bajnokság

MAMS Motocross Utánpótlás MX2 Junior Bajnokság

MAMS Motocross Extra Kupa

Magyar Közt Kupa; U MX2 és MXQ OB

Race 2

Ács 0,000 Km

U MX2

2011.05.01. 15:30

Race (20:00 and 2 Laps) started at 15:31:35

Lap	Lap Tm	Diff	Time of Day
11	1:49.615	+3.642	15:53:48.616
12	1:52.280	+6.307	15:55:40.896
13	1:53.761	+7.788	15:57:34.657

(242) BORZÁK Máté

Lap	Lap Tm	Diff	Time of Day
1	1:46.445		15:35:22.120
2	1:48.626	+2.181	15:37:10.746
3	1:48.503	+2.058	15:38:59.249
4	1:53.646	+7.201	15:40:52.895
5	1:55.989	+9.544	15:42:48.884
6	1:52.743	+6.298	15:44:41.627
7	1:53.562	+7.117	15:46:35.189
8	1:54.679	+8.234	15:48:29.868
9	1:51.944	+5.499	15:50:21.812
10	1:52.814	+6.369	15:52:14.626
11	1:54.993	+8.548	15:54:09.619
12	1:54.885	+8.440	15:56:04.504
13	1:51.715	+5.270	15:57:56.219

(19) PATAKI Martin

Lap	Lap Tm	Diff	Time of Day
1	1:50.130	+0.652	15:35:29.066
2	1:51.304	+1.826	15:37:20.370
3	1:50.370	+0.892	15:39:10.740
4	1:49.478		15:41:00.218
5	1:54.645	+5.167	15:42:54.863
6	1:53.184	+3.706	15:44:48.047
7	1:53.253	+3.775	15:46:41.300
8	1:51.410	+1.932	15:48:32.710
9	1:51.123	+1.645	15:50:23.833
10	1:54.763	+5.285	15:52:18.596
11	1:54.737	+5.259	15:54:13.333
12	1:51.881	+2.403	15:56:05.214
13	1:51.420	+1.942	15:57:56.634

(145) BABARCZI Balázs

Lap	Lap Tm	Diff	Time of Day
1	1:50.071	+0.533	15:35:31.508
2	1:49.538		15:37:21.046
3	1:50.176	+0.638	15:39:11.222
4	1:50.886	+1.348	15:41:02.108
5	1:51.725	+2.187	15:42:53.833
6	1:50.508	+0.970	15:44:44.341
7	1:54.297	+4.759	15:46:38.638
8	1:52.157	+2.619	15:48:30.795
9	1:52.162	+2.624	15:50:22.957
10	1:53.017	+3.479	15:52:15.974
11	1:56.057	+6.519	15:54:12.031
12	1:51.047	+1.509	15:56:03.078
13	1:54.517	+4.979	15:57:57.595

(154) CZITA Gábor

Lap	Lap Tm	Diff	Time of Day
1	1:50.814	+0.026	15:35:33.844
2	1:51.483	+0.695	15:37:25.327
3	1:50.788		15:39:16.115
4	1:53.251	+2.463	15:41:09.366
5	1:56.320	+5.532	15:43:05.686
6	1:57.251	+6.463	15:45:02.937
7	1:58.682	+7.894	15:47:01.619
8	2:03.312	+12.524	15:49:04.931
9	2:02.470	+11.682	15:51:07.401
10	2:01.003	+10.215	15:53:08.404
11	2:01.365	+10.577	15:55:09.769
12	2:07.705	+16.917	15:57:17.474

(34) MOLNÁR Alexandra

Lap	Lap Tm	Diff	Time of Day
1	2:04.590		15:36:22.195
2	2:10.608	+6.018	15:38:32.803

Lap	Lap Tm	Diff	Time of Day
3	2:18.758	+14.168	15:40:51.561
4	2:12.417	+7.827	15:43:03.978
5	2:18.452	+13.862	15:45:22.430
6	2:17.874	+13.284	15:47:40.304
7	2:21.594	+17.004	15:50:01.898
8	2:20.115	+15.525	15:52:22.013
9	2:22.538	+17.948	15:54:44.551
10	2:22.754	+18.164	15:57:07.305

(51) PÁL Vencel

Lap	Lap Tm	Diff	Time of Day
1	1:42.275		15:35:10.847
2	1:42.407	+0.132	15:36:53.254
3	1:43.321	+1.046	15:38:36.575
4	4:51.398	+3:09.123	15:43:27.973
5	10:09.633	+8:27.358	15:53:37.606

Czuczi Attila Nagy László Nagyné Czuczi Rita
 Versenyigazgató Zsűrielnök Időmérés vezetője

Orbits





Magyar Köztársaság Nemzetközi MX Quad Bajnokság

MAMS Motocross Utánpótlás MX2 Junior Bajnokság

MAMS Motocross Extra Kupa

Magyar Közt Kupa; U MX2 és MXQ OB

Lapchart


Race 2

Ács 0,000 Km

U MX2

2011.05.01. 15:30

Race (20:00 and 2 Laps) started at 15:31:35



Competitors	Laps														
	0	1	2	3	4	5	6	7	8	9	10	11	12	13	14
BERKES Dániel (124)	1	124	124	124	124	124	124	124	124	124	124	124	124	124	124
NAGY Patrik (42)	2	42	49	49	49	49	49	49	49	49	49	49	49	49	49
PÁL Markó (49)	3	49	42	42	294	294	294	294	294	294	294	294	294	294	294
KRUSS Károly (294)	4	294	294	294	42	42	42	42	42	42	42	42	42	42	42
PÁL Vencel (51)	5	51	51	51	51	58	58	58	58	58	58	58	58	58	58
PETŐ Ádám (58)	6	58	58	58	58	17	17	17	731	731	731	731	731	731	731
PALKÓ Bálint (731)	7	731	731	731	17	731	731	731	17	94	94	94	94	94	94
DÓSA Dóme (17)	8	17	17	17	731	94	94	94	94	17	17	17	17	17	17
GYEVÁT Dávid (94)	9	94	94	94	94	22	22	22	22	22	22	22	22	22	22
BORZÁK Máté (242)	10	242	242	22	22	55	55	55	55	55	55	55	55	55	55
JANI Zoltán (22)	11	22	22	242	242	6	6	6	35	35	35	35	35	35	35
TÓTH József (55)	12	55	55	55	55	35	35	35	6	6	6	6	6	6	6
PATAKI Martin (19)	13	19	35	35	35	242	242	242	242	277	277	277	277	277	277
BORSÓ Péter (35)	14	35	6	6	6	19	145	145	277	242	242	242	242	145	242
WÉBER Krisztián (6)	15	6	19	19	19	145	19	19	145	145	145	145	145	242	19
BABARCZI Balázs (145)	16	145	145	145	145	154	277	277	19	19	19	19	19	19	145
CZITA Gábor (154)	17	154	154	154	154	277	154	154	154	154	154	154	154	154	154
SIPOS Robin (277)	18	277	277	277	277	34	34	34	34	34	34	34	34	34	34
MOLNÁR Alexandra (34)	19	34	34	34	34	51	51								
-	20														

Czuczi Attila Nagy László Nagyné Czuczi Rita
 Versenyigazgató Zsűrielnök Időmérés vezetője

Orbits





Magyar Köztársaság Nemzetközi MX Quad Bajnokság

MAMS Motocross Utánpótlás MX2 Junior Bajnokság

MAMS Motocross Extra Kupa

Magyar Közt Kupa; U MX2 és MXQ OB

Total	Ács 0,000 Km	
U MX2		

Pos	No.	Name	Nat.	Club	Class	Make	R1.	R2.	points
U MX2									
1	124	BERKES Dániel		MAMI Yamaha F	U MX2	Yamaha	22	25	47
2	49	PÁL Markó		Csarnai MX Raci	U MX2	Kawasaki	25	22	47
3	294	KRUSS Károly		Nyári Pál MCSE	U MX2	Yamaha	20	20	40
4	42	NAGY Patrik		Pécsi Motros SE	U MX2	KTM	16	18	34
5	58	PETŐ Ádám		1 WD	U MX2	Honda	18	16	34
6	94	GYEVÁT Dávid		Április 4. MK	U MX2	Honda	14	14	28
7	17	DÓSA Döme		Kiskunmajsai SE	U MX2	Yamaha	15	13	28
8	731	PALKÓ Bálint		Április 4. MK	U MX2	Suzuki	10	15	25
9	22	JANI Zoltán		Center Motorspc	U MX2	KTM	8	12	20
10	6	WÉBER Krisztián		Reál Motorcentr	U MX2	Suzuki	11	9	20
11	277	SIPOS Robin		Markó Motor SE	U MX2	Yamaha	12	8	20
12	35	BORSÓ Péter		Köszárhegyi MC	U MX2	Honda	9	10	19
13	55	TÓTH József		Újszilvási Motoc	U MX2	Suzuki	7	11	18
14	51	PÁL Vencel		Csarnai MX Raci	U MX2	Kawasaki	13	0	13
15	19	PATAKI Martin		Pécsi Motros SE	U MX2	Husqvar	6	6	12
16	242	BORZÁK Máté		Bugyi SE	U MX2	Honda	3	7	10
17	145	BABARCZI Balázs		Ivanics Rally és	U MX2	Kawasaki	5	5	10
18	154	CZITA Gábor		Bugyi SE	U MX2	Yamaha	4	4	8
19	34	MOLNÁR Alexandra		MAMI Yamaha F	U MX2	KTM	2	3	5
20	196	LUKÁCS Kristóf		KTM Kecskemét	U MX2	KTM	0	0	0

Czuczi Attila	Nagy László	Nagyné Czuczi Rita	Orbits
Versenyigazgató	Zsúrielnök	Időmérés vezetője	

