

Terem/Indoor SUPER-MOTO-CROSS

Sorted on Laps

Előfutam / Heat

SYMA 0.000 Km

Amatőr 1.előfutam / Heat 1

2012.02.04. 19:52

Race (6 Laps) started at 20:16:59

| Pos | No. | Name | Nat. | Make | Total Tm | Diff | Laps | L |
|-----|-----|-----------------|------|----------|----------|--------|------|---|
| 1 | 58 | PETŐ Ádám | HUN | Honda | 4:15.679 | | 6 | |
| 2 | 86 | VÖRÖS Gábor | HUN | KTM | 4:30.393 | 14.714 | 6 | |
| 3 | 6 | WÉBER Krisztián | HUN | Suzuki | 4:33.210 | 17.531 | 6 | |
| 4 | 7 | FORGÁCS József | HUN | KTM | 4:35.763 | 20.084 | 6 | |
| 5 | 71 | SZABÓ Péter | HUN | Honda | 4:38.069 | 22.390 | 6 | |
| 6 | 555 | HALÁSZ Miklós | HUN | KTM | 4:40.140 | 24.461 | 6 | |
| 7 | 9 | ANTAL Tibor | HUN | Kawasaki | 4:49.564 | 33.885 | 6 | |
| 8 | 142 | JÁNKFALVI Csaba | HUN | KTM | 5:11.582 | 55.903 | 6 | |

Margin of Victory

Avg. Speed

Best Lap Tm

Best Speed

Best Lap by

14.714

-

37.671

-

58 - PETŐ Ádám

Orbits



Terem/Indoor SUPER-MOTO-CROSS

Előfutam / Heat

SYMA 0.000 Km

Amatőr 1.előfutam / Heat 1

2012.02.04. 19:52

Race (6 Laps) started at 20:16:59

| Lap | Lap Tm | Diff | Time of Day |
|-----------------------|---------------|--------|--------------|
| (58) PETŐ Ádám | | | |
| 1 | 44.428 | +6.757 | 20:17:56.438 |
| 2 | 43.113 | +5.442 | 20:18:39.551 |
| 3 | 39.446 | +1.775 | 20:19:18.997 |
| 4 | 39.857 | +2.186 | 20:19:58.854 |
| 5 | 37.671 | | 20:20:36.525 |
| 6 | 39.018 | +1.347 | 20:21:15.543 |

| Lap | Lap Tm | Diff | Time of Day |
|-------------------------|---------------|--------|--------------|
| (86) VÖRÖS Gábor | | | |
| 1 | 44.251 | +0.931 | 20:17:50.519 |
| 2 | 44.160 | +0.840 | 20:18:34.679 |
| 3 | 43.320 | | 20:19:17.999 |
| 4 | 44.062 | +0.742 | 20:20:02.061 |
| 5 | 44.091 | +0.771 | 20:20:46.152 |
| 6 | 44.105 | +0.785 | 20:21:30.257 |

| Lap | Lap Tm | Diff | Time of Day |
|----------------------------|---------------|--------|--------------|
| (6) WÉBER Krisztián | | | |
| 1 | 44.619 | +1.342 | 20:17:52.352 |
| 2 | 43.277 | | 20:18:35.629 |
| 3 | 44.676 | +1.399 | 20:19:20.305 |
| 4 | 44.231 | +0.954 | 20:20:04.536 |
| 5 | 44.260 | +0.983 | 20:20:48.796 |
| 6 | 44.278 | +1.001 | 20:21:33.074 |

| Lap | Lap Tm | Diff | Time of Day |
|---------------------------|---------------|--------|--------------|
| (7) FORGÁCS József | | | |
| 1 | 46.839 | +3.847 | 20:17:55.988 |
| 2 | 42.993 | +0.001 | 20:18:38.981 |
| 3 | 46.703 | +3.711 | 20:19:25.684 |
| 4 | 43.792 | +0.800 | 20:20:09.476 |
| 5 | 42.992 | | 20:20:52.468 |
| 6 | 43.159 | +0.167 | 20:21:35.627 |

| Lap | Lap Tm | Diff | Time of Day |
|-------------------------|---------------|--------|--------------|
| (71) SZABÓ Péter | | | |
| 1 | 43.295 | +1.659 | 20:18:00.520 |
| 2 | 46.659 | +5.023 | 20:18:47.179 |
| 3 | 42.934 | +1.298 | 20:19:30.113 |
| 4 | 41.636 | | 20:20:11.749 |
| 5 | 43.984 | +2.348 | 20:20:55.733 |
| 6 | 42.200 | +0.564 | 20:21:37.933 |

| Lap | Lap Tm | Diff | Time of Day |
|----------------------------|---------------|--------|--------------|
| (555) HALÁSZ Miklós | | | |
| 1 | 49.312 | +8.028 | 20:17:59.610 |
| 2 | 41.479 | +0.195 | 20:18:41.089 |
| 3 | 50.100 | +8.816 | 20:19:31.189 |
| 4 | 41.284 | | 20:20:12.473 |
| 5 | 45.435 | +4.151 | 20:20:57.908 |
| 6 | 42.096 | +0.812 | 20:21:40.004 |

| Lap | Lap Tm | Diff | Time of Day |
|------------------------|---------------|--------|--------------|
| (9) ANTAL Tibor | | | |
| 1 | 45.682 | +1.591 | 20:17:54.275 |
| 2 | 44.091 | | 20:18:38.366 |
| 3 | 46.364 | +2.273 | 20:19:24.730 |
| 4 | 46.490 | +2.399 | 20:20:11.220 |
| 5 | 46.335 | +2.244 | 20:20:57.555 |
| 6 | 51.873 | +7.782 | 20:21:49.428 |

| Lap | Lap Tm | Diff | Time of Day |
|------------------------------|---------------|---------|--------------|
| (142) JÁNKFALVI Csaba | | | |
| 1 | 1:00.201 | +17.653 | 20:18:06.681 |
| 2 | 44.192 | +1.644 | 20:18:50.873 |
| 3 | 50.640 | +8.092 | 20:19:41.513 |
| 4 | 44.952 | +2.404 | 20:20:26.465 |
| 5 | 42.548 | | 20:21:09.013 |
| 6 | 1:02.433 | +19.885 | 20:22:11.446 |

Orbits



Előfutam / Heat

SYMA 0.000 Km

Amatőr 1.előfutam / Heat 1

2012.02.04. 19:52

Race (6 Laps) started at 20:16:59

| Competitors | Laps | | | | | | | |
|-----------------------|------|-----|-----|-----|-----|-----|-----|-----|
| | 0 | 1 | 2 | 3 | 4 | 5 | 6 | |
| VÖRÖS Gábor (86) | 1 | 86 | 86 | 86 | 86 | 58 | 58 | 58 |
| JÁNKFALVI Csaba (142) | 2 | 142 | 6 | 6 | 58 | 86 | 86 | 86 |
| WÉBER Krisztián (6) | 3 | 6 | 9 | 9 | 6 | 6 | 6 | 6 |
| ANTAL Tibor (9) | 4 | 9 | 7 | 7 | 9 | 7 | 7 | 7 |
| FORGÁCS József (7) | 5 | 7 | 58 | 58 | 7 | 9 | 71 | 71 |
| HALÁSZ Miklós (555) | 6 | 555 | 555 | 555 | 71 | 71 | 9 | 555 |
| PETŐ Ádám (58) | 7 | 58 | 71 | 71 | 555 | 555 | 555 | 9 |
| SZABÓ Péter (71) | 8 | 71 | 142 | 142 | 142 | 142 | 142 | 142 |

Terem/Indoor SUPER-MOTO-CROSS

Sorted on Laps

Előfutam / Heat

SYMA 0.000 Km

Amatőr 2.előfutam / Heat 2

2012.02.04. 20:00

Race (6 Laps) started at 20:24:24

| Pos | No. | Name | Nat. | Make | Total Tm | Diff | Laps | L |
|-----|-----|---------------------|------|----------|----------|--------|------|---|
| 1 | 227 | SZŰCS KULCSÁR János | HUN | Kawasaki | 4:06.853 | | 6 | |
| 2 | 48 | SZATYINA Gábor | HUN | Honda | 4:07.113 | 0.260 | 6 | |
| 3 | 11 | ÁCS Ferenc | HUN | Yamaha | 4:15.146 | 8.293 | 6 | |
| 4 | 111 | VÁRSZEGI Zsolt | HUN | Yamaha | 4:19.363 | 12.510 | 6 | |
| 5 | 42 | POLGÁR Gergely | HUN | Yamaha | 4:40.088 | 33.235 | 6 | |
| 6 | 242 | BORZÁK Máté | HUN | Honda | 4:45.716 | 38.863 | 6 | |
| 7 | 606 | DALLOS Andor ifj. | HUN | KTM | 4:53.257 | 46.404 | 6 | |
| 8 | 627 | PUTZ Gábor | HUN | Kawasaki | 4:26.834 | 1 Lap | 5 | |

Margin of Victory**Avg. Speed****Best Lap Tm****Best Speed****Best Lap by**

0.260

-

38.826

-

48 - SZATYINA Gábor

Orbits



Terem/Indoor SUPER-MOTO-CROSS

Előfutam / Heat

SYMA 0.000 Km

Amatőr 2.előfutam / Heat 2

2012.02.04. 20:00

Race (6 Laps) started at 20:24:24

| Lap | Lap Tm | Diff | Time of Day |
|----------------------------------|---------------|--------|--------------|
| (227) SZÜCS KULCSÁR János | | | |
| 1 | 40.712 | +1.423 | 20:25:10.650 |
| 2 | 40.237 | +0.948 | 20:25:50.887 |
| 3 | 40.282 | +0.993 | 20:26:31.169 |
| 4 | 39.289 | | 20:27:10.458 |
| 5 | 40.113 | +0.824 | 20:27:50.571 |
| 6 | 40.608 | +1.319 | 20:28:31.179 |

| | | | |
|----------------------------|---------------|--------|--------------|
| (48) SZATYINA Gábor | | | |
| 1 | 41.559 | +2.733 | 20:25:12.241 |
| 2 | 39.433 | +0.607 | 20:25:51.674 |
| 3 | 41.044 | +2.218 | 20:26:32.718 |
| 4 | 38.826 | | 20:27:11.544 |
| 5 | 39.921 | +1.095 | 20:27:51.465 |
| 6 | 39.974 | +1.148 | 20:28:31.439 |

| | | | |
|------------------------|---------------|--------|--------------|
| (11) ÁCS Ferenc | | | |
| 1 | 41.755 | +1.400 | 20:25:12.930 |
| 2 | 40.486 | +0.131 | 20:25:53.416 |
| 3 | 40.355 | | 20:26:33.771 |
| 4 | 41.620 | +1.265 | 20:27:15.391 |
| 5 | 43.420 | +3.065 | 20:27:58.811 |
| 6 | 40.661 | +0.306 | 20:28:39.472 |

| | | | |
|-----------------------------|---------------|--------|--------------|
| (111) VÁRSZEGI Zsolt | | | |
| 1 | 44.113 | +3.302 | 20:25:15.495 |
| 2 | 41.432 | +0.621 | 20:25:56.927 |
| 3 | 42.103 | +1.292 | 20:26:39.030 |
| 4 | 42.193 | +1.382 | 20:27:21.223 |
| 5 | 41.655 | +0.844 | 20:28:02.878 |
| 6 | 40.811 | | 20:28:43.689 |

| | | | |
|----------------------------|---------------|--------|--------------|
| (42) POLGÁR Gergely | | | |
| 1 | 45.972 | +2.192 | 20:25:17.847 |
| 2 | 45.590 | +1.810 | 20:26:03.437 |
| 3 | 43.780 | | 20:26:47.217 |
| 4 | 45.961 | +2.181 | 20:27:33.178 |
| 5 | 44.661 | +0.881 | 20:28:17.839 |
| 6 | 46.575 | +2.795 | 20:29:04.414 |

| | | | |
|--------------------------|---------------|--------|--------------|
| (242) BORZÁK Máté | | | |
| 1 | 45.091 | +1.337 | 20:25:28.192 |
| 2 | 44.977 | +1.223 | 20:26:13.169 |
| 3 | 43.960 | +0.206 | 20:26:57.129 |
| 4 | 43.754 | | 20:27:40.883 |
| 5 | 44.666 | +0.912 | 20:28:25.549 |
| 6 | 44.493 | +0.739 | 20:29:10.042 |

| | | | |
|--------------------------------|---------------|--------|--------------|
| (606) DALLOS Andor ifj. | | | |
| 1 | 49.348 | +5.086 | 20:25:23.621 |
| 2 | 44.262 | | 20:26:07.883 |
| 3 | 45.563 | +1.301 | 20:26:53.446 |
| 4 | 44.788 | +0.526 | 20:27:38.234 |
| 5 | 49.399 | +5.137 | 20:28:27.633 |
| 6 | 49.950 | +5.688 | 20:29:17.583 |

| | | | |
|-------------------------|---------------|---------|--------------|
| (627) PUTZ Gábor | | | |
| 1 | 1:02.920 | +17.571 | 20:25:35.605 |
| 2 | 46.319 | +0.970 | 20:26:21.924 |
| 3 | 56.486 | +11.137 | 20:27:18.410 |
| 4 | 47.401 | +2.052 | 20:28:05.811 |
| 5 | 45.349 | | 20:28:51.160 |

Orbits



Előfutam / Heat

SYMA 0.000 Km

Amatőr 2.előfutam / Heat 2

2012.02.04. 20:00

Race (6 Laps) started at 20:24:24

| Competitors | Laps | | | | | | |
|---------------------------|------|-----|-----|-----|-----|-----|-----|
| | 0 | 1 | 2 | 3 | 4 | 5 | 6 |
| SZÚCS KULCSÁR János (227) | 1 | 227 | 227 | 227 | 227 | 227 | 227 |
| SZATYINA Gábor (48) | 2 | 48 | 48 | 48 | 48 | 48 | 48 |
| ÁCS Ferenc (11) | 3 | 11 | 11 | 11 | 11 | 11 | 11 |
| VÁRSZEGI Zsolt (111) | 4 | 111 | 111 | 111 | 111 | 111 | 111 |
| POLGÁR Gergely (42) | 5 | 42 | 42 | 42 | 42 | 42 | 42 |
| PUTZ Gábor (627) | 6 | 627 | 606 | 606 | 606 | 242 | 242 |
| DALLOS Andor ifj. (606) | 7 | 606 | 242 | 242 | 242 | 606 | 606 |
| BORZÁK Máté (242) | 8 | 242 | 627 | 627 | 627 | 627 | 627 |

Terem/Indoor SUPER-MOTO-CROSS

Sorted on Laps

Előfutam / Heat

SYMA 0.000 Km

Amatőr 3.előfutam / Heat 3

2012.02.04. 20:08

Race (6 Laps) started at 20:32:05

| Pos | No. | Name | Nat. | Make | Total Tm | Diff | Laps | L |
|-----|-----|------------------|------|--------|----------|--------|------|---|
| 1 | 68 | VÖRÖS Zoltán | HUN | KTM | 4:12.184 | | 6 | |
| 2 | 72 | LÁNCZI Sándor | HUN | Suzuki | 4:13.326 | 1.142 | 6 | |
| 3 | 99 | SZEKERES Zsolt | HUN | KTM | 4:21.162 | 8.978 | 6 | |
| 4 | 3 | RAB Imre | HUN | KTM | 4:28.928 | 16.744 | 6 | |
| 5 | 37 | PROKSA Róbert | HUN | Yamaha | 4:33.499 | 21.315 | 6 | |
| 6 | 388 | CSELŐTEI Csaba | HUN | KTM | 4:45.534 | 33.350 | 6 | |
| 7 | 351 | KOLMANICS László | HUN | KTM | 4:47.498 | 35.314 | 6 | |
| 8 | 686 | MAJLÁTH Lóránt | HUN | KTM | 4:53.210 | 41.026 | 6 | |

Margin of Victory**Avg. Speed****Best Lap Tm****Best Speed****Best Lap by**

1.142

-

38.969

-

72 - LÁNCZI Sándor

Orbits



Terem/Indoor SUPER-MOTO-CROSS

Előfutam / Heat

SYMA 0.000 Km

Amatőr 3.előfutam / Heat 3

2012.02.04. 20:08

Race (6 Laps) started at 20:32:05

| Lap | Lap Tm | Diff | Time of Day |
|--------------------------|---------------|--------|--------------|
| (68) VÖRÖS Zoltán | | | |
| 1 | 41.558 | +1.253 | 20:32:52.983 |
| 2 | 40.305 | | 20:33:33.288 |
| 3 | 40.555 | +0.250 | 20:34:13.843 |
| 4 | 40.644 | +0.339 | 20:34:54.487 |
| 5 | 41.177 | +0.872 | 20:35:35.664 |
| 6 | 41.651 | +1.346 | 20:36:17.315 |

| Lap | Lap Tm | Diff | Time of Day |
|---------------------------|---------------|--------|--------------|
| (72) LÁNCZI Sándor | | | |
| 1 | 43.475 | +4.506 | 20:32:55.229 |
| 2 | 38.969 | | 20:33:34.198 |
| 3 | 40.394 | +1.425 | 20:34:14.592 |
| 4 | 41.064 | +2.095 | 20:34:55.656 |
| 5 | 41.591 | +2.622 | 20:35:37.247 |
| 6 | 41.210 | +2.241 | 20:36:18.457 |

| Lap | Lap Tm | Diff | Time of Day |
|----------------------------|---------------|--------|--------------|
| (99) SZEKERES Zsolt | | | |
| 1 | 47.826 | +7.409 | 20:33:00.122 |
| 2 | 41.064 | +0.647 | 20:33:41.186 |
| 3 | 40.803 | +0.386 | 20:34:21.989 |
| 4 | 40.443 | +0.026 | 20:35:02.432 |
| 5 | 40.417 | | 20:35:42.849 |
| 6 | 43.444 | +3.027 | 20:36:26.293 |

| Lap | Lap Tm | Diff | Time of Day |
|---------------------|---------------|--------|--------------|
| (3) RAB Imre | | | |
| 1 | 45.994 | +3.462 | 20:32:56.831 |
| 2 | 43.383 | +0.851 | 20:33:40.214 |
| 3 | 44.069 | +1.537 | 20:34:24.283 |
| 4 | 42.532 | | 20:35:06.815 |
| 5 | 43.217 | +0.685 | 20:35:50.032 |
| 6 | 44.027 | +1.495 | 20:36:34.059 |

| Lap | Lap Tm | Diff | Time of Day |
|---------------------------|---------------|--------|--------------|
| (37) PROKSA Róbert | | | |
| 1 | 49.553 | +8.076 | 20:33:01.539 |
| 2 | 46.123 | +4.646 | 20:33:47.662 |
| 3 | 43.269 | +1.792 | 20:34:30.931 |
| 4 | 41.477 | | 20:35:12.408 |
| 5 | 43.129 | +1.652 | 20:35:55.537 |
| 6 | 43.093 | +1.616 | 20:36:38.630 |

| Lap | Lap Tm | Diff | Time of Day |
|-----------------------------|---------------|--------|--------------|
| (388) CSELŐTEI Csaba | | | |
| 1 | 52.530 | +8.355 | 20:33:04.840 |
| 2 | 46.475 | +2.300 | 20:33:51.315 |
| 3 | 44.556 | +0.381 | 20:34:35.871 |
| 4 | 44.719 | +0.544 | 20:35:20.590 |
| 5 | 44.175 | | 20:36:04.765 |
| 6 | 45.900 | +1.725 | 20:36:50.665 |

| Lap | Lap Tm | Diff | Time of Day |
|-------------------------------|---------------|--------|--------------|
| (351) KOLMANICS László | | | |
| 1 | 50.802 | +6.443 | 20:33:03.891 |
| 2 | 45.546 | +1.187 | 20:33:49.437 |
| 3 | 45.839 | +1.480 | 20:34:35.276 |
| 4 | 44.359 | | 20:35:19.635 |
| 5 | 45.894 | +1.535 | 20:36:05.529 |
| 6 | 47.100 | +2.741 | 20:36:52.629 |

| Lap | Lap Tm | Diff | Time of Day |
|-----------------------------|---------------|---------|--------------|
| (686) MAJLÁTH Lóránt | | | |
| 1 | 46.802 | +2.513 | 20:32:57.974 |
| 2 | 44.300 | +0.011 | 20:33:42.274 |
| 3 | 44.289 | | 20:34:26.563 |
| 4 | 44.907 | +0.618 | 20:35:11.470 |
| 5 | 1:00.187 | +15.898 | 20:36:11.657 |
| 6 | 46.684 | +2.395 | 20:36:58.341 |

Orbits



Előfutam / Heat

SYMA 0.000 Km

Amatőr 3.előfutam / Heat 3

2012.02.04. 20:08

Race (6 Laps) started at 20:32:05

| Competitors | Laps | | | | | | |
|------------------------|------|-----|-----|-----|-----|-----|-----|
| | 0 | 1 | 2 | 3 | 4 | 5 | 6 |
| RAB Imre (3) | 1 | 3 | 68 | 68 | 68 | 68 | 68 |
| MAJLÁTH Lóránt (686) | 2 | 686 | 72 | 72 | 72 | 72 | 72 |
| VÖRÖS Zoltán (68) | 3 | 68 | 3 | 3 | 99 | 99 | 99 |
| LÁNCZI Sándor (72) | 4 | 72 | 686 | 99 | 3 | 3 | 3 |
| PROKSA Róbert (37) | 5 | 37 | 99 | 686 | 686 | 37 | 37 |
| SZEKERES Zsolt (99) | 6 | 99 | 37 | 37 | 37 | 388 | 388 |
| CSELŐTEI Csaba (388) | 7 | 388 | 351 | 351 | 351 | 351 | 351 |
| KOLMANICS László (351) | 8 | 351 | 388 | 388 | 388 | 686 | 686 |

Terem/Indoor SUPER-MOTO-CROSS

Sorted on Laps

Előfutam / Heat

SYMA 0.000 Km

Amatőr 4.előfutam / Heat 4

2012.02.04. 20:16

Race (6 Laps) started at 20:39:35

| Pos | No. | Name | Nat. | Make | Total Tm | Diff | Laps | L |
|-----|-----|----------------|------|----------|----------|--------|------|---|
| 1 | 78 | LANGER József | HUN | KTM | 4:23.132 | | 6 | |
| 2 | 40 | BERÉNYI Róbert | HUN | KTM | 4:27.319 | 4.187 | 6 | |
| 3 | 90 | PÓNYA Balázs | HUN | Suzuki | 4:33.049 | 9.917 | 6 | |
| 4 | 44 | VLADÁR Péter | HUN | Kawasaki | 4:38.770 | 15.638 | 6 | |
| 5 | 89 | HENZER Péter | HUN | Suzuki | 4:40.858 | 17.726 | 6 | |
| 6 | 434 | VIDOVICS Ákos | HUN | KTM | 4:42.843 | 19.711 | 6 | |
| 7 | 50 | GERE László | HUN | Kawasaki | 4:45.631 | 22.499 | 6 | |
| 8 | 24 | CZAKÓ István | HUN | Honda | 4:46.403 | 23.271 | 6 | |

Margin of Victory**Avg. Speed****Best Lap Tm****Best Speed****Best Lap by**

4.187

-

40.019

-

89 - HENZER Péter

Orbits



Terem/Indoor SUPER-MOTO-CROSS

Előfutam / Heat

SYMA 0.000 Km

Amatőr 4.előfutam / Heat 4

2012.02.04. 20:16

Race (6 Laps) started at 20:39:35

| Lap | Lap Tm | Diff | Time of Day |
|---------------------------|---------------|--------|--------------|
| (78) LANGER József | | | |
| 1 | 45.545 | +4.589 | 20:40:28.629 |
| 2 | 42.000 | +1.044 | 20:41:10.629 |
| 3 | 43.666 | +2.710 | 20:41:54.295 |
| 4 | 42.138 | +1.182 | 20:42:36.433 |
| 5 | 40.956 | | 20:43:17.389 |
| 6 | 41.246 | +0.290 | 20:43:58.635 |

| Lap | Lap Tm | Diff | Time of Day |
|----------------------------|---------------|--------|--------------|
| (40) BERÉNYI Róbert | | | |
| 1 | 44.567 | +1.669 | 20:40:26.041 |
| 2 | 44.294 | +1.396 | 20:41:10.335 |
| 3 | 43.500 | +0.602 | 20:41:53.835 |
| 4 | 42.898 | | 20:42:36.733 |
| 5 | 43.023 | +0.125 | 20:43:19.756 |
| 6 | 43.066 | +0.168 | 20:44:02.822 |

| Lap | Lap Tm | Diff | Time of Day |
|--------------------------|---------------|--------|--------------|
| (90) PÓNYA Balázs | | | |
| 1 | 47.358 | +5.240 | 20:40:29.678 |
| 2 | 45.021 | +2.903 | 20:41:14.699 |
| 3 | 44.689 | +2.571 | 20:41:59.388 |
| 4 | 42.950 | +0.832 | 20:42:42.338 |
| 5 | 42.118 | | 20:43:24.456 |
| 6 | 44.096 | +1.978 | 20:44:08.552 |

| Lap | Lap Tm | Diff | Time of Day |
|--------------------------|---------------|--------|--------------|
| (44) VLADÁR Péter | | | |
| 1 | 46.605 | +2.040 | 20:40:28.550 |
| 2 | 45.612 | +1.047 | 20:41:14.162 |
| 3 | 44.717 | +0.152 | 20:41:58.879 |
| 4 | 45.785 | +1.220 | 20:42:44.664 |
| 5 | 44.565 | | 20:43:29.229 |
| 6 | 45.044 | +0.479 | 20:44:14.273 |

| Lap | Lap Tm | Diff | Time of Day |
|--------------------------|---------------|--------|--------------|
| (89) HENZER Péter | | | |
| 1 | 40.667 | +0.648 | 20:40:47.402 |
| 2 | 40.019 | | 20:41:27.421 |
| 3 | 41.298 | +1.279 | 20:42:08.719 |
| 4 | 42.364 | +2.345 | 20:42:51.083 |
| 5 | 42.896 | +2.877 | 20:43:33.979 |
| 6 | 42.382 | +2.363 | 20:44:16.361 |

| Lap | Lap Tm | Diff | Time of Day |
|----------------------------|---------------|---------|--------------|
| (434) VIDOVICS Ákos | | | |
| 1 | 1:11.232 | +30.997 | 20:40:53.250 |
| 2 | 41.435 | +1.200 | 20:41:34.685 |
| 3 | 40.235 | | 20:42:14.920 |
| 4 | 40.410 | +0.175 | 20:42:55.330 |
| 5 | 41.707 | +1.472 | 20:43:37.037 |
| 6 | 41.309 | +1.074 | 20:44:18.346 |

| Lap | Lap Tm | Diff | Time of Day |
|-------------------------|---------------|--------|--------------|
| (50) GERE László | | | |
| 1 | 46.975 | +2.208 | 20:40:31.655 |
| 2 | 46.502 | +1.735 | 20:41:18.157 |
| 3 | 44.767 | | 20:42:02.924 |
| 4 | 46.598 | +1.831 | 20:42:49.522 |
| 5 | 45.791 | +1.024 | 20:43:35.313 |
| 6 | 45.821 | +1.054 | 20:44:21.134 |

| Lap | Lap Tm | Diff | Time of Day |
|--------------------------|---------------|--------|--------------|
| (24) CZAKÓ István | | | |
| 1 | 44.644 | +0.350 | 20:40:27.133 |
| 2 | 52.280 | +7.986 | 20:41:19.413 |
| 3 | 47.604 | +3.310 | 20:42:07.017 |
| 4 | 44.675 | +0.381 | 20:42:51.692 |
| 5 | 45.920 | +1.626 | 20:43:37.612 |
| 6 | 44.294 | | 20:44:21.906 |

Orbits



Előfutam / Heat

SYMA 0.000 Km

Amatőr 4.előfutam / Heat 4

2012.02.04. 20:16

Race (6 Laps) started at 20:39:35

| Competitors | Laps | | | | | | | |
|---------------------|------|-----|-----|-----|-----|-----|-----|-----|
| | 0 | 1 | 2 | 3 | 4 | 5 | 6 | |
| BERÉNYI Róbert (40) | 1 | 40 | 40 | 40 | 40 | 78 | 78 | 78 |
| VLADÁR Péter (44) | 2 | 44 | 24 | 78 | 78 | 40 | 40 | 40 |
| VIDOVICS Ákos (434) | 3 | 434 | 44 | 44 | 44 | 90 | 90 | 90 |
| PÓNYA Balázs (90) | 4 | 90 | 78 | 90 | 90 | 44 | 44 | 44 |
| CZAKÓ István (24) | 5 | 24 | 90 | 50 | 50 | 50 | 89 | 89 |
| LANGER József (78) | 6 | 78 | 50 | 24 | 24 | 89 | 50 | 434 |
| GERE László (50) | 7 | 50 | 89 | 89 | 89 | 24 | 434 | 50 |
| HENZER Péter (89) | 8 | 89 | 434 | 434 | 434 | 434 | 24 | 24 |

Terem/Indoor SUPER-MOTO-CROSS

Sorted on Laps

Középdöntő / Semi Final

SYMA 0.000 Km

Amatőr 5.középdöntő / Semi Final

2012.02.04. 21:27

Race (7 Laps) started at 22:04:02

| Pos | No. | Name | Nat. | Make | Total Tm | Diff | Laps | L |
|-----|-----|---------------------|------|----------|----------|--------|------|---|
| 1 | 58 | PETŐ Ádám | HUN | Honda | 4:37.397 | | 7 | |
| 2 | 86 | VÖRÖS Gábor | HUN | KTM | 5:09.758 | 32.361 | 7 | |
| 3 | 42 | POLGÁR Gergely | HUN | Yamaha | 5:12.955 | 35.558 | 7 | |
| 4 | 7 | FORGÁCS József | HUN | KTM | 5:14.449 | 37.052 | 7 | |
| 5 | 111 | VÁRSZEGI Zsolt | HUN | Yamaha | 5:15.671 | 38.274 | 7 | |
| 6 | 48 | SZATYINA Gábor | HUN | Honda | 5:16.989 | 39.592 | 7 | |
| 7 | 6 | WÉBER Krisztián | HUN | Suzuki | 5:17.621 | 40.224 | 7 | |
| 8 | 71 | SZABÓ Péter | HUN | Honda | 5:19.832 | 42.435 | 7 | |
| 9 | 11 | ÁCS Ferenc | HUN | Yamaha | 5:21.394 | 43.997 | 7 | |
| 10 | 227 | SZÚCS KULCSÁR János | HUN | Kawasaki | 5:32.743 | 55.346 | 7 | |

Margin of Victory**Avg. Speed****Best Lap Tm****Best Speed****Best Lap by**

32.361

-

37.070

-

58 - PETŐ Ádám

Orbits



Terem/Indoor SUPER-MOTO-CROSS

Középdöntő / Semi Final

SYMA 0.000 Km

Amatőr 5.középdöntő / Semi Final

2012.02.04. 21:27

Race (7 Laps) started at 22:04:02

| Lap | Lap Tm | Diff | Time of Day |
|-----------------------|---------------|--------|--------------|
| (58) PETŐ Ádám | | | |
| 1 | 40.559 | +3.489 | 22:04:49.865 |
| 2 | 37.167 | +0.097 | 22:05:27.032 |
| 3 | 37.070 | | 22:06:04.102 |
| 4 | 37.736 | +0.666 | 22:06:41.838 |
| 5 | 37.901 | +0.831 | 22:07:19.739 |
| 6 | 37.551 | +0.481 | 22:07:57.290 |
| 7 | 42.842 | +5.772 | 22:08:40.132 |

| Lap | Lap Tm | Diff | Time of Day |
|-------------------------|---------------|--------|--------------|
| (86) VÖRÖS Gábor | | | |
| 1 | 43.344 | +0.233 | 22:04:51.643 |
| 2 | 43.111 | | 22:05:34.754 |
| 3 | 43.332 | +0.221 | 22:06:18.086 |
| 4 | 43.566 | +0.455 | 22:07:01.652 |
| 5 | 43.661 | +0.550 | 22:07:45.313 |
| 6 | 43.196 | +0.085 | 22:08:28.509 |
| 7 | 43.984 | +0.873 | 22:09:12.493 |

| Lap | Lap Tm | Diff | Time of Day |
|----------------------------|---------------|--------|--------------|
| (42) POLGÁR Gergely | | | |
| 1 | 45.818 | +2.959 | 22:04:55.027 |
| 2 | 42.859 | | 22:05:37.886 |
| 3 | 43.931 | +1.072 | 22:06:21.817 |
| 4 | 43.824 | +0.965 | 22:07:05.641 |
| 5 | 42.988 | +0.129 | 22:07:48.629 |
| 6 | 43.222 | +0.363 | 22:08:31.851 |
| 7 | 43.839 | +0.980 | 22:09:15.690 |

| Lap | Lap Tm | Diff | Time of Day |
|---------------------------|---------------|--------|--------------|
| (7) FORGÁCS József | | | |
| 1 | 45.402 | +2.718 | 22:04:55.873 |
| 2 | 43.365 | +0.681 | 22:05:39.238 |
| 3 | 43.315 | +0.631 | 22:06:22.553 |
| 4 | 44.398 | +1.714 | 22:07:06.951 |
| 5 | 42.684 | | 22:07:49.635 |
| 6 | 44.336 | +1.652 | 22:08:33.971 |
| 7 | 43.213 | +0.529 | 22:09:17.184 |

| Lap | Lap Tm | Diff | Time of Day |
|-----------------------------|---------------|--------|--------------|
| (111) VÁRSZEGI Zsolt | | | |
| 1 | 47.703 | +5.391 | 22:04:58.358 |
| 2 | 43.330 | +1.018 | 22:05:41.688 |
| 3 | 43.270 | +0.958 | 22:06:24.958 |
| 4 | 44.205 | +1.893 | 22:07:09.163 |
| 5 | 43.226 | +0.914 | 22:07:52.389 |
| 6 | 42.312 | | 22:08:34.701 |
| 7 | 43.705 | +1.393 | 22:09:18.406 |

| Lap | Lap Tm | Diff | Time of Day |
|----------------------------|---------------|--------|--------------|
| (48) SZATYINA Gábor | | | |
| 1 | 42.688 | +1.961 | 22:04:52.341 |
| 2 | 43.800 | +3.073 | 22:05:36.141 |
| 3 | 49.453 | +8.726 | 22:06:25.594 |
| 4 | 48.468 | +7.741 | 22:07:14.062 |
| 5 | 40.727 | | 22:07:54.789 |
| 6 | 41.811 | +1.084 | 22:08:36.600 |
| 7 | 43.124 | +2.397 | 22:09:19.724 |

| Lap | Lap Tm | Diff | Time of Day |
|----------------------------|---------------|--------|--------------|
| (6) WÉBER Krisztián | | | |
| 1 | 47.513 | +4.700 | 22:04:57.455 |
| 2 | 43.059 | +0.246 | 22:05:40.514 |
| 3 | 43.827 | +1.014 | 22:06:24.341 |
| 4 | 43.890 | +1.077 | 22:07:08.231 |
| 5 | 42.813 | | 22:07:51.044 |
| 6 | 43.354 | +0.541 | 22:08:34.398 |
| 7 | 45.958 | +3.145 | 22:09:20.356 |

| Lap | Lap Tm | Diff | Time of Day |
|-------------------------|--------|--------|--------------|
| (71) SZABÓ Péter | | | |
| 1 | 44.587 | +2.440 | 22:04:59.025 |

| Lap | Lap Tm | Diff | Time of Day |
|-----|---------------|--------|--------------|
| 2 | 44.699 | +2.552 | 22:05:43.724 |
| 3 | 43.708 | +1.561 | 22:06:27.432 |
| 4 | 43.698 | +1.551 | 22:07:11.130 |
| 5 | 42.147 | | 22:07:53.277 |
| 6 | 44.482 | +2.335 | 22:08:37.759 |
| 7 | 44.808 | +2.661 | 22:09:22.567 |

| Lap | Lap Tm | Diff | Time of Day |
|------------------------|---------------|---------|--------------|
| (11) ÁCS Ferenc | | | |
| 1 | 44.073 | +1.782 | 22:04:52.930 |
| 2 | 42.291 | | 22:05:35.221 |
| 3 | 44.568 | +2.277 | 22:06:19.789 |
| 4 | 52.682 | +10.391 | 22:07:12.471 |
| 5 | 42.997 | +0.706 | 22:07:55.468 |
| 6 | 42.572 | +0.281 | 22:08:38.040 |
| 7 | 46.089 | +3.798 | 22:09:24.129 |

| Lap | Lap Tm | Diff | Time of Day |
|----------------------------------|---------------|---------|--------------|
| (227) SZÜCS KULCSÁR János | | | |
| 1 | 42.665 | +0.175 | 22:04:59.413 |
| 2 | 43.308 | +0.818 | 22:05:42.721 |
| 3 | 43.648 | +1.158 | 22:06:26.369 |
| 4 | 43.231 | +0.741 | 22:07:09.600 |
| 5 | 43.208 | +0.718 | 22:07:52.808 |
| 6 | 42.490 | | 22:08:35.298 |
| 7 | 1:00.180 | +17.690 | 22:09:35.478 |

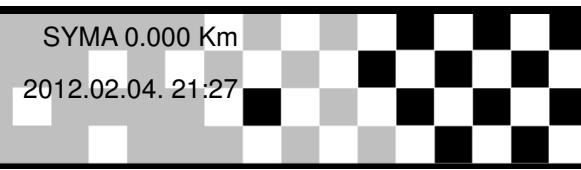
Középdöntő / Semi Final

SYMA 0.000 Km

Amatőr 5.középdöntő / Semi Final

2012.02.04. 21:27

Race (7 Laps) started at 22:04:02



| Competitors | Laps | | | | | | | | |
|---------------------------|------|-----|-----|-----|-----|-----|-----|-----|-----|
| | 0 | 1 | 2 | 3 | 4 | 5 | 6 | 7 | |
| VÖRÖS Gábor (86) | 1 | 86 | 58 | 58 | 58 | 58 | 58 | 58 | 58 |
| ÁCS Ferenc (11) | 2 | 11 | 86 | 86 | 86 | 86 | 86 | 86 | 86 |
| POLGÁR Gergely (42) | 3 | 42 | 48 | 11 | 11 | 42 | 42 | 42 | 42 |
| PETŐ Ádám (58) | 4 | 58 | 11 | 48 | 42 | 7 | 7 | 7 | 7 |
| SZATYINA Gábor (48) | 5 | 48 | 42 | 42 | 7 | 6 | 6 | 6 | 111 |
| WÉBER Krisztián (6) | 6 | 6 | 7 | 7 | 6 | 111 | 111 | 111 | 48 |
| FORGÁCS József (7) | 7 | 7 | 6 | 6 | 111 | 227 | 227 | 227 | 6 |
| VÁRSZEGI Zsolt (111) | 8 | 111 | 111 | 111 | 48 | 71 | 71 | 48 | 71 |
| SZABÓ Péter (71) | 9 | 71 | 71 | 227 | 227 | 11 | 48 | 71 | 11 |
| SZŰCS KULCSÁR János (227) | 10 | 227 | 227 | 71 | 71 | 48 | 11 | 11 | 227 |

Terem/Indoor SUPER-MOTO-CROSS

Sorted on Laps

Középdöntő / Semi Final

SYMA 0.000 Km

Amatőr 6.középdöntő / Semi Final

2012.02.04. 21:35

Race (7 Laps) started at 22:13:01

| Pos | No. | Name | Nat. | Make | Total Tm | Diff | Laps | L |
|-----|-----|----------------|------|----------|----------|--------|------|---|
| 1 | 72 | LÁNCZI Sándor | HUN | Suzuki | 4:46.182 | | 7 | |
| 2 | 78 | LANGER József | HUN | KTM | 4:53.203 | 7.021 | 7 | |
| 3 | 89 | HENZER Péter | HUN | Suzuki | 4:59.502 | 13.320 | 7 | |
| 4 | 3 | RAB Imre | HUN | KTM | 5:09.582 | 23.400 | 7 | |
| 5 | 37 | PROKSA Róbert | HUN | Yamaha | 5:13.356 | 27.174 | 7 | |
| 6 | 99 | SZEKERES Zsolt | HUN | KTM | 5:14.114 | 27.932 | 7 | |
| 7 | 90 | PÓNYA Balázs | HUN | Suzuki | 5:16.460 | 30.278 | 7 | |
| 8 | 68 | VÖRÖS Zoltán | HUN | KTM | 4:55.546 | 1 Lap | 6 | |
| 9 | 44 | VLADÁR Péter | HUN | Kawasaki | 5:20.650 | 1 Lap | 6 | |
| 10 | 40 | BERÉNYI Róbert | HUN | KTM | 1:08.886 | 6 Laps | 1 | |

Margin of Victory

Avg. Speed

Best Lap Tm

Best Speed

Best Lap by

7.021

-

38.743

-

72 - LÁNCZI Sándor

Orbits



Terem/Indoor SUPER-MOTO-CROSS

Középdöntő / Semi Final

SYMA 0.000 Km

Amatőr 6.középdöntő / Semi Final

2012.02.04. 21:35

Race (7 Laps) started at 22:13:01

| Lap | Lap Tm | Diff | Time of Day |
|---------------------------|---------------|--------|--------------|
| (72) LÁNCZI Sándor | | | |
| 1 | 40.114 | +1.371 | 22:13:48.882 |
| 2 | 38.743 | | 22:14:27.625 |
| 3 | 39.878 | +1.135 | 22:15:07.503 |
| 4 | 40.308 | +1.565 | 22:15:47.811 |
| 5 | 40.362 | +1.619 | 22:16:28.173 |
| 6 | 40.472 | +1.729 | 22:17:08.645 |
| 7 | 39.414 | +0.671 | 22:17:48.059 |

| Lap | Lap Tm | Diff | Time of Day |
|---------------------------|---------------|--------|--------------|
| (78) LANGER József | | | |
| 1 | 40.822 | +0.578 | 22:13:49.914 |
| 2 | 40.569 | +0.325 | 22:14:30.483 |
| 3 | 41.872 | +1.628 | 22:15:12.355 |
| 4 | 40.885 | +0.641 | 22:15:53.240 |
| 5 | 40.244 | | 22:16:33.484 |
| 6 | 40.392 | +0.148 | 22:17:13.876 |
| 7 | 41.204 | +0.960 | 22:17:55.080 |

| Lap | Lap Tm | Diff | Time of Day |
|--------------------------|---------------|--------|--------------|
| (89) HENZER Péter | | | |
| 1 | 45.839 | +5.706 | 22:13:54.030 |
| 2 | 40.936 | +0.803 | 22:14:34.966 |
| 3 | 40.958 | +0.825 | 22:15:15.924 |
| 4 | 40.133 | | 22:15:56.057 |
| 5 | 40.992 | +0.859 | 22:16:37.049 |
| 6 | 41.265 | +1.132 | 22:17:18.314 |
| 7 | 43.065 | +2.932 | 22:18:01.379 |

| Lap | Lap Tm | Diff | Time of Day |
|---------------------|---------------|--------|--------------|
| (3) RAB Imre | | | |
| 1 | 46.172 | +4.604 | 22:13:55.691 |
| 2 | 43.249 | +1.681 | 22:14:38.940 |
| 3 | 43.804 | +2.236 | 22:15:22.744 |
| 4 | 41.914 | +0.346 | 22:16:04.658 |
| 5 | 41.568 | | 22:16:46.226 |
| 6 | 42.520 | +0.952 | 22:17:28.746 |
| 7 | 42.713 | +1.145 | 22:18:11.459 |

| Lap | Lap Tm | Diff | Time of Day |
|---------------------------|---------------|--------|--------------|
| (37) PROKSA Róbert | | | |
| 1 | 44.798 | +2.915 | 22:13:56.987 |
| 2 | 43.454 | +1.571 | 22:14:40.441 |
| 3 | 45.803 | +3.920 | 22:15:26.244 |
| 4 | 42.134 | +0.251 | 22:16:08.378 |
| 5 | 41.883 | | 22:16:50.261 |
| 6 | 42.103 | +0.220 | 22:17:32.364 |
| 7 | 42.869 | +0.986 | 22:18:15.233 |

| Lap | Lap Tm | Diff | Time of Day |
|----------------------------|---------------|---------|--------------|
| (99) SZEKERES Zsolt | | | |
| 1 | 52.383 | +12.044 | 22:14:05.082 |
| 2 | 43.822 | +3.483 | 22:14:48.904 |
| 3 | 41.589 | +1.250 | 22:15:30.493 |
| 4 | 41.851 | +1.512 | 22:16:12.344 |
| 5 | 41.540 | +1.201 | 22:16:53.884 |
| 6 | 40.339 | | 22:17:34.223 |
| 7 | 41.768 | +1.429 | 22:18:15.991 |

| Lap | Lap Tm | Diff | Time of Day |
|--------------------------|---------------|--------|--------------|
| (90) PÓNYA Balázs | | | |
| 1 | 44.382 | +2.225 | 22:13:55.217 |
| 2 | 42.312 | +0.155 | 22:14:37.529 |
| 3 | 49.440 | +7.283 | 22:15:26.969 |
| 4 | 42.563 | +0.406 | 22:16:09.532 |
| 5 | 42.157 | | 22:16:51.689 |
| 6 | 43.708 | +1.551 | 22:17:35.397 |
| 7 | 42.940 | +0.783 | 22:18:18.337 |

| Lap | Lap Tm | Diff | Time of Day |
|--------------------------|--------|---------|--------------|
| (68) VÖRÖS Zoltán | | | |
| 1 | 56.509 | +16.164 | 22:14:21.747 |

| Lap | Lap Tm | Diff | Time of Day |
|-----|---------------|--------|--------------|
| 2 | 43.775 | +3.430 | 22:15:05.522 |
| 3 | 40.505 | +0.160 | 22:15:46.027 |
| 4 | 40.345 | | 22:16:26.372 |
| 5 | 41.451 | +1.106 | 22:17:07.823 |
| 6 | 49.600 | +9.255 | 22:17:57.423 |

| Lap | Lap Tm | Diff | Time of Day |
|--------------------------|---------------|--------|--------------|
| (44) VLADÁR Péter | | | |
| 1 | 45.692 | +2.923 | 22:14:43.419 |
| 2 | 44.636 | +1.867 | 22:15:28.055 |
| 3 | 43.356 | +0.587 | 22:16:11.411 |
| 4 | 45.484 | +2.715 | 22:16:56.895 |
| 5 | 42.769 | | 22:17:39.664 |
| 6 | 42.863 | +0.094 | 22:18:22.527 |

| Lap | Lap Tm | Diff | Time of Day |
|----------------------------|---------------|------|--------------|
| (40) BERÉNYI Róbert | | | |
| 1 | 45.733 | | 22:14:10.763 |

Lap Lap Tm Diff Time of Day

Középdöntő / Semi Final

SYMA 0.000 Km

Amatőr 6.középdöntő / Semi Final

2012.02.04. 21:35

Race (7 Laps) started at 22:13:01

| Competitors | Laps | | | | | | | |
|---------------------|------|----|----|----|----|----|----|----|
| | 0 | 1 | 2 | 3 | 4 | 5 | 6 | 7 |
| HENZER Péter (89) | 1 | 89 | 72 | 72 | 72 | 72 | 72 | 72 |
| LÁNCZI Sándor (72) | 2 | 72 | 78 | 78 | 78 | 78 | 78 | 78 |
| LANGER József (78) | 3 | 78 | 89 | 89 | 89 | 89 | 89 | 89 |
| RAB Imre (3) | 4 | 3 | 90 | 90 | 3 | 3 | 3 | 3 |
| PÓNYA Balázs (90) | 5 | 90 | 3 | 3 | 37 | 37 | 37 | 37 |
| PROKSA Róbert (37) | 6 | 37 | 37 | 37 | 90 | 90 | 90 | 99 |
| SZEKERES Zsolt (99) | 7 | 99 | 99 | 99 | 99 | 99 | 90 | 90 |
| BERÉNYI Róbert (40) | 8 | 40 | 40 | 68 | 68 | 68 | 68 | 68 |
| VÖRÖS Zoltán (68) | 9 | 68 | 68 | 44 | 44 | 44 | 44 | 44 |
| VLADÁR Péter (44) | 10 | 44 | 44 | | | | | |

Terem/Indoor SUPER-MOTO-CROSS

Sorted on Laps

Döntő / Final

SYMA 0.000 Km

Amatőr 7.döntő / Final

2012.02.04. 22:09

Race (8 Laps) started at 23:05:58

| Pos | No. | Name | Nat. | Make | Total Tm | Diff | Laps | L |
|-----|-----|----------------|------|--------|----------|--------|------|---|
| 1 | 58 | PETŐ Ádám | HUN | Honda | 5:13.471 | | 8 | |
| 2 | 89 | HENZER Péter | HUN | Suzuki | 5:26.105 | 12.634 | 8 | |
| 3 | 72 | LÁNCZI Sándor | HUN | Suzuki | 5:26.637 | 13.166 | 8 | |
| 4 | 111 | VÁRSZEGI Zsolt | HUN | Yamaha | 5:41.656 | 28.185 | 8 | |
| 5 | 78 | LANGER József | HUN | KTM | 5:42.046 | 28.575 | 8 | |
| 6 | 86 | VÖRÖS Gábor | HUN | KTM | 5:51.852 | 38.381 | 8 | |
| 7 | 42 | POLGÁR Gergely | HUN | Yamaha | 5:54.405 | 40.934 | 8 | |
| 8 | 7 | FORGÁCS József | HUN | KTM | 5:58.116 | 44.645 | 8 | |
| 9 | 3 | RAB Imre | HUN | KTM | 5:14.335 | 1 Lap | 7 | |
| 10 | 37 | PROKSA Róbert | HUN | Yamaha | 5:15.610 | 1 Lap | 7 | |

Margin of Victory**Avg. Speed****Best Lap Tm****Best Speed****Best Lap by**

12.634

-

37.016

-

58 - PETŐ Ádám

Orbits



Terem/Indoor SUPER-MOTO-CROSS

Döntő / Final

SYMA 0.000 Km

Amatőr 7.döntő / Final

2012.02.04. 22:09

Race (8 Laps) started at 23:05:58

| Lap | Lap Tm | Diff | Time of Day |
|-----------------------|---------------|--------|--------------|
| (58) PETŐ Ádám | | | |
| 1 | 37.118 | +0.102 | 23:06:41.197 |
| 2 | 37.847 | +0.831 | 23:07:19.044 |
| 3 | 37.016 | | 23:07:56.060 |
| 4 | 37.636 | +0.620 | 23:08:33.696 |
| 5 | 37.662 | +0.646 | 23:09:11.358 |
| 6 | 38.313 | +1.297 | 23:09:49.671 |
| 7 | 41.772 | +4.756 | 23:10:31.443 |
| 8 | 40.955 | +3.939 | 23:11:12.398 |

| Lap | Lap Tm | Diff | Time of Day |
|--------------------------|---------------|--------|--------------|
| (89) HENZER Péter | | | |
| 1 | 43.903 | +5.315 | 23:06:49.145 |
| 2 | 40.363 | +1.775 | 23:07:29.508 |
| 3 | 39.130 | +0.542 | 23:08:08.638 |
| 4 | 39.494 | +0.906 | 23:08:48.132 |
| 5 | 39.288 | +0.700 | 23:09:27.420 |
| 6 | 39.362 | +0.774 | 23:10:06.782 |
| 7 | 39.662 | +1.074 | 23:10:46.444 |
| 8 | 38.588 | | 23:11:25.032 |

| Lap | Lap Tm | Diff | Time of Day |
|---------------------------|---------------|--------|--------------|
| (72) LÁNCZI Sándor | | | |
| 1 | 44.426 | +6.287 | 23:06:50.317 |
| 2 | 41.781 | +3.642 | 23:07:32.098 |
| 3 | 40.081 | +1.942 | 23:08:12.179 |
| 4 | 38.781 | +0.642 | 23:08:50.960 |
| 5 | 39.320 | +1.181 | 23:09:30.280 |
| 6 | 38.863 | +0.724 | 23:10:09.143 |
| 7 | 38.139 | | 23:10:47.282 |
| 8 | 38.282 | +0.143 | 23:11:25.564 |

| Lap | Lap Tm | Diff | Time of Day |
|-----------------------------|---------------|--------|--------------|
| (111) VÁRSZEGI Zsolt | | | |
| 1 | 45.575 | +5.197 | 23:06:51.002 |
| 2 | 42.258 | +1.880 | 23:07:33.260 |
| 3 | 41.590 | +1.212 | 23:08:14.850 |
| 4 | 40.866 | +0.488 | 23:08:55.716 |
| 5 | 41.247 | +0.869 | 23:09:36.963 |
| 6 | 42.009 | +1.631 | 23:10:18.972 |
| 7 | 41.233 | +0.855 | 23:11:00.205 |
| 8 | 40.378 | | 23:11:40.583 |

| Lap | Lap Tm | Diff | Time of Day |
|---------------------------|---------------|--------|--------------|
| (78) LANGER József | | | |
| 1 | 47.076 | +7.511 | 23:06:53.390 |
| 2 | 44.197 | +4.632 | 23:07:37.587 |
| 3 | 41.588 | +2.023 | 23:08:19.175 |
| 4 | 39.565 | | 23:08:58.740 |
| 5 | 40.322 | +0.757 | 23:09:39.062 |
| 6 | 41.986 | +2.421 | 23:10:21.048 |
| 7 | 40.131 | +0.566 | 23:11:01.179 |
| 8 | 39.794 | +0.229 | 23:11:40.973 |

| Lap | Lap Tm | Diff | Time of Day |
|-------------------------|---------------|--------|--------------|
| (86) VÖRÖS Gábor | | | |
| 1 | 43.272 | +1.868 | 23:06:48.099 |
| 2 | 42.879 | +1.475 | 23:07:30.978 |
| 3 | 42.165 | +0.761 | 23:08:13.143 |
| 4 | 41.404 | | 23:08:54.547 |
| 5 | 43.296 | +1.892 | 23:09:37.843 |
| 6 | 41.840 | +0.436 | 23:10:19.683 |
| 7 | 43.306 | +1.902 | 23:11:02.989 |
| 8 | 47.790 | +6.386 | 23:11:50.779 |

| Lap | Lap Tm | Diff | Time of Day |
|----------------------------|--------|--------|--------------|
| (42) POLGÁR Gergely | | | |
| 1 | 46.550 | +4.350 | 23:06:52.169 |
| 2 | 42.990 | +0.790 | 23:07:35.159 |
| 3 | 43.439 | +1.239 | 23:08:18.598 |
| 4 | 42.941 | +0.741 | 23:09:01.539 |

| Lap | Lap Tm | Diff | Time of Day |
|-----|---------------|--------|--------------|
| 5 | 43.618 | +1.418 | 23:09:45.157 |
| 6 | 42.200 | | 23:10:27.357 |
| 7 | 42.465 | +0.265 | 23:11:09.822 |
| 8 | 43.510 | +1.310 | 23:11:53.332 |

| Lap | Lap Tm | Diff | Time of Day |
|---------------------------|---------------|--------|--------------|
| (7) FORGÁCS József | | | |
| 1 | 47.001 | +5.183 | 23:06:53.024 |
| 2 | 43.823 | +2.005 | 23:07:36.847 |
| 3 | 44.808 | +2.990 | 23:08:21.655 |
| 4 | 42.537 | +0.719 | 23:09:04.192 |
| 5 | 42.344 | +0.526 | 23:09:46.536 |
| 6 | 41.818 | | 23:10:28.354 |
| 7 | 42.637 | +0.819 | 23:11:10.991 |
| 8 | 46.052 | +4.234 | 23:11:57.043 |

| Lap | Lap Tm | Diff | Time of Day |
|---------------------|---------------|--------|--------------|
| (3) RAB Imre | | | |
| 1 | 47.685 | +5.973 | 23:06:54.583 |
| 2 | 43.099 | +1.387 | 23:07:37.682 |
| 3 | 44.859 | +3.147 | 23:08:22.541 |
| 4 | 43.235 | +1.523 | 23:09:05.776 |
| 5 | 42.101 | +0.389 | 23:09:47.877 |
| 6 | 41.712 | | 23:10:29.589 |
| 7 | 43.673 | +1.961 | 23:11:13.262 |

| Lap | Lap Tm | Diff | Time of Day |
|---------------------------|---------------|--------|--------------|
| (37) PROKSA Róbert | | | |
| 1 | 47.536 | +4.942 | 23:06:55.683 |
| 2 | 44.105 | +1.511 | 23:07:39.788 |
| 3 | 44.148 | +1.554 | 23:08:23.936 |
| 4 | 42.598 | +0.004 | 23:09:06.534 |
| 5 | 42.706 | +0.112 | 23:09:49.240 |
| 6 | 42.594 | | 23:10:31.834 |
| 7 | 42.703 | +0.109 | 23:11:14.537 |

Orbits




Döntő / Final

SYMA 0.000 Km

Amatőr 7.döntő / Final

2012.02.04. 22:09

Race (8 Laps) started at 23:05:58



Competitors

Laps

| | 0 | 1 | 2 | 3 | 4 | 5 | 6 | 7 | 8 |
|----------------------|----|-----|-----|-----|-----|----|-----|-----|-----|
| PETŐ Ádám (58) | 1 | 58 | 58 | 58 | 58 | 58 | 58 | 58 | 58 |
| VÖRÖS Gábor (86) | 2 | 86 | 86 | 89 | 89 | 89 | 89 | 89 | 89 |
| HENZER Péter (89) | 3 | 89 | 89 | 86 | 72 | 72 | 72 | 72 | 72 |
| VÁRSZEGI Zsolt (111) | 4 | 111 | 72 | 72 | 86 | 86 | 111 | 111 | 111 |
| POLGÁR Gergely (42) | 5 | 42 | 111 | 111 | 111 | 86 | 86 | 78 | 78 |
| LÁNCZI Sándor (72) | 6 | 72 | 42 | 42 | 42 | 78 | 78 | 78 | 86 |
| FORGÁCS József (7) | 7 | 7 | 7 | 7 | 78 | 42 | 42 | 42 | 42 |
| LANGER József (78) | 8 | 78 | 78 | 78 | 7 | 7 | 7 | 7 | 7 |
| RAB Imre (3) | 9 | 3 | 3 | 3 | 3 | 3 | 3 | 3 | 3 |
| PROKSA Róbert (37) | 10 | 37 | 37 | 37 | 37 | 37 | 37 | 37 | 37 |

Terem/Indoor SUPER-MOTO-CROSS

Sorted on Laps

Előfutam / Heat

SYMA 0.000 Km

Int MX 1.előfutam / Heat 1

2012.02.04. 19:15

Race (7 Laps) started at 19:38:49

| Pos | No. | Name | Nat. | Make | Total Tm | Diff | Laps | L |
|-----|-----|------------------|------|----------|----------|--------|------|---|
| 1 | 22 | GRILLMAYER Gábor | HUN | KTM | 4:29.940 | | 7 | |
| 2 | 111 | HUJBER Péter | HUN | KTM | 4:48.657 | 18.717 | 7 | |
| 3 | 72 | HÖLLBACHER Lukas | AUT | KTM | 4:56.963 | 27.023 | 7 | |
| 4 | 26 | RAGATS Roland | HUN | Kawasaki | 5:03.271 | 33.331 | 7 | |
| 5 | 19 | LENGYEL István | HUN | Kawasaki | 5:14.425 | 44.485 | 7 | |
| 6 | 77 | REICHMANN Werner | AUT | Honda | 5:00.227 | 1 Lap | 6 | |
| 7 | 69 | WALTER Patric | SUI | Yamaha | | | | |
| 8 | 122 | MEIER Renato | SUI | Yamaha | | | | |

Margin of Victory**Avg. Speed****Best Lap Tm****Best Speed****Best Lap by**

18.717

-

36.181

-

22 - GRILLMAYER Gábor

Orbits



Terem/Indoor SUPER-MOTO-CROSS

Előfutam / Heat

SYMA 0.000 Km

Int MX 1.előfutam / Heat 1

2012.02.04. 19:15

Race (7 Laps) started at 19:38:49

| Lap | Lap Tm | Diff | Time of Day |
|------------------------------|---------------|--------|--------------|
| <u>(22) GRILLMAYER Gábor</u> | | | |
| 1 | 40.875 | +4.694 | 19:39:38.058 |
| 2 | 36.981 | +0.800 | 19:40:15.039 |
| 3 | 36.720 | +0.539 | 19:40:51.759 |
| 4 | 36.748 | +0.567 | 19:41:28.507 |
| 5 | 38.918 | +2.737 | 19:42:07.425 |
| 6 | 36.181 | | 19:42:43.606 |
| 7 | 36.208 | +0.027 | 19:43:19.814 |

| Lap | Lap Tm | Diff | Time of Day |
|-----|--------|------|-------------|
|-----|--------|------|-------------|

| Lap | Lap Tm | Diff | Time of Day |
|-----|--------|------|-------------|
|-----|--------|------|-------------|

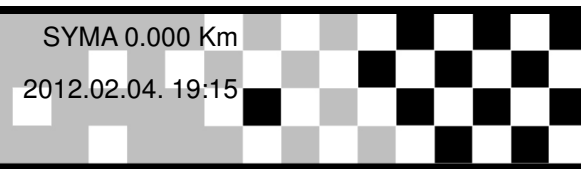
Előfutam / Heat

SYMA 0.000 Km

Int MX 1.előfutam / Heat 1

2012.02.04. 19:15

Race (7 Laps) started at 19:38:49



| Competitors | Laps | | | | | | | | |
|-----------------------|------|-----|-----|-----|-----|-----|-----|-----|-----|
| | 0 | 1 | 2 | 3 | 4 | 5 | 6 | 7 | |
| HUJBER Péter (111) | 1 | 111 | 111 | 22 | 22 | 22 | 22 | 22 | 22 |
| LENGYEL István (19) | 2 | 19 | 22 | 111 | 111 | 111 | 111 | 111 | 111 |
| HÖLLBACHER Lukas (72) | 3 | 72 | 72 | 72 | 72 | 72 | 72 | 72 | 72 |
| RAGATS Roland (26) | 4 | 26 | 19 | 19 | 19 | 19 | 19 | 19 | 26 |
| REICHMANN Werner (77) | 5 | 77 | 26 | 26 | 26 | 26 | 26 | 26 | 19 |
| GRILLMAYER Gábor (22) | 6 | 22 | 77 | 77 | 77 | 77 | 77 | 77 | |
| - | 7 | | | | | | | | |
| - | 8 | | | | | | | | |



Terem/Indoor SUPER-MOTO-CROSS

Sorted on Laps

Előfutam / Heat

SYMA 0.000 Km

Int MX 2.előfutam / Heat 2

2012.02.04. 19:23

Race (7 Laps) started at 19:46:42

| Pos | No. | Name | Nat. | Make | Total Tm | Diff | Laps | L |
|-----|-----|--------------------|------|-----------|----------|--------|------|---|
| 1 | 65 | MÜLLER Daniel | SUI | Yamaha | 4:49.428 | | 7 | |
| 2 | 6 | GLÜCK Harald | AUT | Honda | 4:52.684 | 3.256 | 7 | |
| 3 | 941 | TELLENBACH Patrick | SUI | Yamaha | 5:08.297 | 18.869 | 7 | |
| 4 | 120 | SOMLÓVÁRI Dániel | HUN | Kawasaki | 5:21.036 | 31.608 | 7 | |
| 5 | 8 | GASS Markus | AUT | Yamaha | 5:35.883 | 46.455 | 7 | |
| 6 | 199 | BOESWIRTH Fabian | AUT | Honda | 5:05.127 | 1 Lap | 6 | |
| 7 | 38 | DOBIAS Radek | SVK | Husqvarna | | | | |

| Margin of Victory | Avg. Speed | Best Lap Tm | Best Speed | Best Lap by |
|-------------------|------------|-------------|------------|--------------------|
| 3.256 | - | 39.160 | - | 65 - MÜLLER Daniel |

Orbits



Terem/Indoor SUPER-MOTO-CROSS

Előfutam / Heat

SYMA 0.000 Km

Int MX 2.előfutam / Heat 2

2012.02.04. 19:23

Race (7 Laps) started at 19:46:42

| Lap | Lap Tm | Diff | Time of Day |
|---------------------------|---------------|--------|--------------|
| (65) MÜLLER Daniel | | | |
| 1 | 40.799 | +1.639 | 19:47:29.685 |
| 2 | 46.292 | +7.132 | 19:48:15.977 |
| 3 | 39.160 | | 19:48:55.137 |
| 4 | 39.248 | +0.088 | 19:49:34.385 |
| 5 | 39.163 | +0.003 | 19:50:13.548 |
| 6 | 39.250 | +0.090 | 19:50:52.798 |
| 7 | 39.351 | +0.191 | 19:51:32.149 |

| Lap | Lap Tm | Diff | Time of Day |
|-------------------------|---------------|--------|--------------|
| (6) GLÜCK Harald | | | |
| 1 | 41.810 | +2.021 | 19:47:31.022 |
| 2 | 42.924 | +3.135 | 19:48:13.946 |
| 3 | 40.053 | +0.264 | 19:48:53.999 |
| 4 | 39.789 | | 19:49:33.788 |
| 5 | 41.145 | +1.356 | 19:50:14.933 |
| 6 | 40.181 | +0.392 | 19:50:55.114 |
| 7 | 40.291 | +0.502 | 19:51:35.405 |

| Lap | Lap Tm | Diff | Time of Day |
|---------------------------------|---------------|---------|--------------|
| (941) TELLENBACH Patrick | | | |
| 1 | 40.216 | +0.684 | 19:47:28.573 |
| 2 | 59.727 | +20.195 | 19:48:28.300 |
| 3 | 41.472 | +1.940 | 19:49:09.772 |
| 4 | 40.057 | +0.525 | 19:49:49.829 |
| 5 | 41.315 | +1.783 | 19:50:31.144 |
| 6 | 39.532 | | 19:51:10.676 |
| 7 | 40.342 | +0.810 | 19:51:51.018 |

| Lap | Lap Tm | Diff | Time of Day |
|-------------------------------|---------------|--------|--------------|
| (120) SOMLÓVÁRI Dániel | | | |
| 1 | 43.823 | +2.817 | 19:47:33.750 |
| 2 | 41.006 | | 19:48:14.756 |
| 3 | 47.488 | +6.482 | 19:49:02.244 |
| 4 | 42.529 | +1.523 | 19:49:44.773 |
| 5 | 47.943 | +6.937 | 19:50:32.716 |
| 6 | 48.642 | +7.636 | 19:51:21.358 |
| 7 | 42.399 | +1.393 | 19:52:03.757 |

| Lap | Lap Tm | Diff | Time of Day |
|------------------------|---------------|---------|--------------|
| (8) GASS Markus | | | |
| 1 | 45.666 | +1.995 | 19:47:36.305 |
| 2 | 47.296 | +3.625 | 19:48:23.601 |
| 3 | 44.542 | +0.871 | 19:49:08.143 |
| 4 | 44.173 | +0.502 | 19:49:52.316 |
| 5 | 43.671 | | 19:50:35.987 |
| 6 | 44.815 | +1.144 | 19:51:20.802 |
| 7 | 57.802 | +14.131 | 19:52:18.604 |

| Lap | Lap Tm | Diff | Time of Day |
|-------------------------------|---------------|--------|--------------|
| (199) BOESWIRTH Fabian | | | |
| 1 | 51.149 | +3.352 | 19:47:42.586 |
| 2 | 48.223 | +0.426 | 19:48:30.809 |
| 3 | 49.070 | +1.273 | 19:49:19.879 |
| 4 | 48.192 | +0.395 | 19:50:08.071 |
| 5 | 51.980 | +4.183 | 19:51:00.051 |
| 6 | 47.797 | | 19:51:47.848 |

Orbits



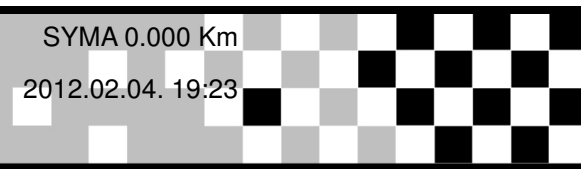
Előfutam / Heat

SYMA 0.000 Km

Int MX 2.előfutam / Heat 2

2012.02.04. 19:23

Race (7 Laps) started at 19:46:42



| Competitors | Laps | | | | | | | | |
|--------------------------|------|-----|-----|-----|-----|-----|-----|-----|-----|
| | 0 | 1 | 2 | 3 | 4 | 5 | 6 | 7 | |
| TELLENBACH Patrick (941) | 1 | 941 | 941 | 6 | 6 | 6 | 65 | 65 | 65 |
| MÜLLER Daniel (65) | 2 | 65 | 65 | 120 | 65 | 65 | 6 | 6 | 6 |
| GLÜCK Harald (6) | 3 | 6 | 6 | 65 | 120 | 120 | 941 | 941 | 941 |
| SOMLÓVÁRI Dániel (120) | 4 | 120 | 120 | 8 | 8 | 941 | 120 | 8 | 120 |
| GASS Markus (8) | 5 | 8 | 8 | 941 | 941 | 8 | 8 | 120 | 8 |
| BOESWIRTH Fabian (199) | 6 | 199 | 199 | 199 | 199 | 199 | 199 | 199 | 199 |
| - | 7 | | | | | | | | |

Terem/Indoor SUPER-MOTO-CROSS

Sorted on Laps

Előfutam / Heat

SYMA 0.000 Km

Int MX 3.előfutam / Heat 3

2012.02.04. 19:31

Race (7 Laps) started at 19:54:40

| Pos | No. | Name | Nat. | Make | Total Tm | Diff | Laps | L |
|-----|-----|----------------|------|----------|----------|--------|------|---|
| 1 | 2 | SZVOBODA Bence | HUN | Kawasaki | 4:40.554 | | 7 | |
| 2 | 30 | DYLSKI Gábor | HUN | KTM | 4:44.216 | 3.662 | 7 | |
| 3 | 112 | SCHRUF Hanson | AUT | Husaberg | 4:45.834 | 5.280 | 7 | |
| 4 | 11 | LAUKÓ Mihály | HUN | Kawasaki | 4:53.818 | 13.264 | 7 | |
| 5 | 101 | BÓDIS Roland | HUN | KTM | 4:58.207 | 17.653 | 7 | |
| 6 | 448 | IMRICH Lubomir | SVK | Honda | 5:00.232 | 19.678 | 7 | |
| 7 | 123 | RIPFL Markus | AUT | Yamaha | 5:08.904 | 1 Lap | 6 | |

Margin of Victory**Avg. Speed****Best Lap Tm****Best Speed****Best Lap by**

3.662

-

37.406

-

2 - SZVOBODA Bence

Orbits



Terem/Indoor SUPER-MOTO-CROSS

Előfutam / Heat

SYMA 0.000 Km

Int MX 3.előfutam / Heat 3

2012.02.04. 19:31

Race (7 Laps) started at 19:54:40

| Lap | Lap Tm | Diff | Time of Day |
|---------------------------|---------------|--------|--------------|
| (2) SZVOBODA Bence | | | |
| 1 | 43.260 | +5.854 | 19:55:30.662 |
| 2 | 40.543 | +3.137 | 19:56:11.205 |
| 3 | 38.464 | +1.058 | 19:56:49.669 |
| 4 | 37.406 | | 19:57:27.075 |
| 5 | 37.763 | +0.357 | 19:58:04.838 |
| 6 | 37.887 | +0.481 | 19:58:42.725 |
| 7 | 37.961 | +0.555 | 19:59:20.686 |

| | | | |
|--------------------------|---------------|--------|--------------|
| (30) DYLSKI Gábor | | | |
| 1 | 40.028 | +1.491 | 19:55:26.705 |
| 2 | 38.537 | | 19:56:05.242 |
| 3 | 40.811 | +2.274 | 19:56:46.053 |
| 4 | 39.137 | +0.600 | 19:57:25.190 |
| 5 | 40.749 | +2.212 | 19:58:05.939 |
| 6 | 38.837 | +0.300 | 19:58:44.776 |
| 7 | 39.572 | +1.035 | 19:59:24.348 |

| | | | |
|----------------------------|---------------|--------|--------------|
| (112) SCHRUF Hanson | | | |
| 1 | 41.448 | +3.224 | 19:55:28.842 |
| 2 | 40.768 | +2.544 | 19:56:09.610 |
| 3 | 41.688 | +3.464 | 19:56:51.298 |
| 4 | 38.795 | +0.571 | 19:57:30.093 |
| 5 | 39.097 | +0.873 | 19:58:09.190 |
| 6 | 38.224 | | 19:58:47.414 |
| 7 | 38.552 | +0.328 | 19:59:25.966 |

| | | | |
|--------------------------|---------------|--------|--------------|
| (11) LAUKÓ Mihály | | | |
| 1 | 42.836 | +3.453 | 19:55:29.930 |
| 2 | 42.843 | +3.460 | 19:56:12.773 |
| 3 | 39.689 | +0.306 | 19:56:52.462 |
| 4 | 40.020 | +0.637 | 19:57:32.482 |
| 5 | 39.383 | | 19:58:11.865 |
| 6 | 39.817 | +0.434 | 19:58:51.682 |
| 7 | 42.268 | +2.885 | 19:59:33.950 |

| | | | |
|---------------------------|---------------|--------|--------------|
| (101) BÓDIS Roland | | | |
| 1 | 42.255 | +2.470 | 19:55:28.205 |
| 2 | 40.885 | +1.100 | 19:56:09.090 |
| 3 | 41.310 | +1.525 | 19:56:50.400 |
| 4 | 44.332 | +4.547 | 19:57:34.732 |
| 5 | 39.785 | | 19:58:14.517 |
| 6 | 43.298 | +3.513 | 19:58:57.815 |
| 7 | 40.524 | +0.739 | 19:59:38.339 |

| | | | |
|-----------------------------|---------------|--------|--------------|
| (448) IMRICH Lubomir | | | |
| 1 | 43.740 | +3.214 | 19:55:31.947 |
| 2 | 43.641 | +3.115 | 19:56:15.588 |
| 3 | 40.848 | +0.322 | 19:56:56.436 |
| 4 | 40.827 | +0.301 | 19:57:37.263 |
| 5 | 40.871 | +0.345 | 19:58:18.134 |
| 6 | 40.526 | | 19:58:58.660 |
| 7 | 41.704 | +1.178 | 19:59:40.364 |

| | | | |
|---------------------------|---------------|---------|--------------|
| (123) RIPFL Markus | | | |
| 1 | 48.449 | +3.339 | 19:55:35.200 |
| 2 | 46.001 | +0.891 | 19:56:21.201 |
| 3 | 45.110 | | 19:57:06.311 |
| 4 | 47.130 | +2.020 | 19:57:53.441 |
| 5 | 1:09.515 | +24.405 | 19:59:02.956 |
| 6 | 46.080 | +0.970 | 19:59:49.036 |

Orbits



Előfutam / Heat

SYMA 0.000 Km

Int MX 3.előfutam / Heat 3

2012.02.04. 19:31

Race (7 Laps) started at 19:54:40

| Competitors | Laps | | | | | | | | |
|----------------------|------|-----|-----|-----|-----|-----|-----|-----|-----|
| | 0 | 1 | 2 | 3 | 4 | 5 | 6 | 7 | |
| BÓDIS Roland (101) | 1 | 101 | 30 | 30 | 30 | 30 | 2 | 2 | 2 |
| DYLSKI Gábor (30) | 2 | 30 | 101 | 101 | 2 | 2 | 30 | 30 | 30 |
| RIPFL Markus (123) | 3 | 123 | 112 | 112 | 101 | 112 | 112 | 112 | 112 |
| LAUKÓ Mihály (11) | 4 | 11 | 11 | 2 | 112 | 11 | 11 | 11 | 11 |
| SCHRUF Hanson (112) | 5 | 112 | 2 | 11 | 11 | 101 | 101 | 101 | 101 |
| SZVOBODA Bence (2) | 6 | 2 | 448 | 448 | 448 | 448 | 448 | 448 | 448 |
| IMRICH Lubomir (448) | 7 | 448 | 123 | 123 | 123 | 123 | 123 | 123 | 123 |

Terem/Indoor SUPER-MOTO-CROSS

Sorted on Laps

Előfutam / Heat

SYMA 0.000 Km

Int MX 4.előfutam / Heat 4

2012.02.04. 19:39

Race (7 Laps) started at 20:02:57

| Pos | No. | Name | Nat. | Make | Total Tm | Diff | Laps | L |
|-----|-----|-----------------|------|----------|----------|--------|------|---|
| 1 | 34 | EIGNER Markus | AUT | Suzuki | 4:37.572 | | 7 | |
| 2 | 43 | RANINGER Jürgen | AUT | Kawasaki | 4:46.199 | 8.627 | 7 | |
| 3 | 49 | VOGELSANG Reto | SUI | Yamaha | 4:51.840 | 14.268 | 7 | |
| 4 | 771 | ONDRIA Tomas | SVK | Honda | 4:52.573 | 15.001 | 7 | |
| 5 | 96 | HUBER Reinhard | AUT | Yamaha | 4:56.025 | 1 Lap | 6 | |

Not classified

| | | | | | | | | |
|-----|----|---------------|-----|-------|--|-----|--|--|
| DNS | 20 | KERNER László | HUN | Honda | | DNS | | |
| DNS | 71 | KEJMAR Pavel | CZE | KTM | | DNS | | |

| Margin of Victory | Avg. Speed | Best Lap Tm | Best Speed | Best Lap by |
|-------------------|------------|-------------|------------|--------------------|
| 8.627 | - | 37.714 | - | 34 - EIGNER Markus |

Orbits



Terem/Indoor SUPER-MOTO-CROSS

Előfutam / Heat

SYMA 0.000 Km

Int MX 4.előfutam / Heat 4

2012.02.04. 19:39

Race (7 Laps) started at 20:02:57

| Lap | Lap Tm | Diff | Time of Day |
|---------------------------|---------------|--------|--------------|
| (34) EIGNER Markus | | | |
| 1 | 37.714 | | 20:03:40.539 |
| 2 | 38.455 | +0.741 | 20:04:18.994 |
| 3 | 37.938 | +0.224 | 20:04:56.932 |
| 4 | 38.618 | +0.904 | 20:05:35.550 |
| 5 | 40.211 | +2.497 | 20:06:15.761 |
| 6 | 39.695 | +1.981 | 20:06:55.456 |
| 7 | 39.625 | +1.911 | 20:07:35.081 |

| Lap | Lap Tm | Diff | Time of Day |
|-----------------------------|---------------|--------|--------------|
| (43) RANINGER Jürgen | | | |
| 1 | 41.222 | +1.921 | 20:03:44.544 |
| 2 | 40.024 | +0.723 | 20:04:24.568 |
| 3 | 39.796 | +0.495 | 20:05:04.364 |
| 4 | 39.774 | +0.473 | 20:05:44.138 |
| 5 | 39.301 | | 20:06:23.439 |
| 6 | 39.572 | +0.271 | 20:07:03.011 |
| 7 | 40.697 | +1.396 | 20:07:43.708 |

| Lap | Lap Tm | Diff | Time of Day |
|----------------------------|---------------|--------|--------------|
| (49) VOGELSANG Reto | | | |
| 1 | 42.712 | +3.198 | 20:03:46.619 |
| 2 | 40.944 | +1.430 | 20:04:27.563 |
| 3 | 41.069 | +1.555 | 20:05:08.632 |
| 4 | 40.351 | +0.837 | 20:05:48.983 |
| 5 | 39.514 | | 20:06:28.497 |
| 6 | 39.578 | +0.064 | 20:07:08.075 |
| 7 | 41.274 | +1.760 | 20:07:49.349 |

| Lap | Lap Tm | Diff | Time of Day |
|---------------------------|---------------|--------|--------------|
| (771) ONDRIA Tomas | | | |
| 1 | 42.166 | +2.885 | 20:03:45.355 |
| 2 | 44.199 | +4.918 | 20:04:29.554 |
| 3 | 40.774 | +1.493 | 20:05:10.328 |
| 4 | 40.433 | +1.152 | 20:05:50.761 |
| 5 | 40.326 | +1.045 | 20:06:31.087 |
| 6 | 39.714 | +0.433 | 20:07:10.801 |
| 7 | 39.281 | | 20:07:50.082 |

| Lap | Lap Tm | Diff | Time of Day |
|----------------------------|---------------|--------|--------------|
| (96) HUBER Reinhard | | | |
| 1 | 46.513 | +0.450 | 20:03:51.336 |
| 2 | 51.677 | +5.614 | 20:04:43.013 |
| 3 | 46.063 | | 20:05:29.076 |
| 4 | 48.237 | +2.174 | 20:06:17.313 |
| 5 | 47.133 | +1.070 | 20:07:04.446 |
| 6 | 49.088 | +3.025 | 20:07:53.534 |

Orbits




Előfutam / Heat

SYMA 0.000 Km

Int MX 4.előfutam / Heat 4

2012.02.04. 19:39

Race (7 Laps) started at 20:02:57



| Competitors | Laps | | | | | | | | |
|----------------------|------|-----|-----|-----|-----|-----|-----|-----|-----|
| | 0 | 1 | 2 | 3 | 4 | 5 | 6 | 7 | |
| EIGNER Markus (34) | 1 | 34 | 34 | 34 | 34 | 34 | 34 | 34 | 34 |
| ONDRIA Tomas (771) | 2 | 771 | 43 | 43 | 43 | 43 | 43 | 43 | 43 |
| RANINGER Jürgen (43) | 3 | 43 | 771 | 49 | 49 | 49 | 49 | 49 | 49 |
| VOGELSSANG Reto (49) | 4 | 49 | 49 | 771 | 771 | 771 | 771 | 771 | 771 |
| HUBER Reinhard (96) | 5 | 96 | 96 | 96 | 96 | 96 | 96 | 96 | 96 |
| - | 6 | | | | | | | | |
| - | 7 | | | | | | | | |

Terem/Indoor SUPER-MOTO-CROSS

Sorted on Laps

Középdöntő / Semi Final

SYMA 0.000 Km

Int MX 5.középdöntő / Semi Final

2012.02.04. 21:06

Race (8 Laps) started at 21:39:31

| Pos | No. | Name | Nat. | Make | Total Tm | Diff | Laps | L |
|-----|-----|--------------------|------|----------|----------|--------|------|---|
| 1 | 111 | HUJBER Péter | HUN | KTM | 5:08.569 | | 8 | |
| 2 | 22 | GRILLMAYER Gábor | HUN | KTM | 5:09.366 | 0.797 | 8 | |
| 3 | 65 | MÜLLER Daniel | SUI | Yamaha | 5:13.773 | 5.204 | 8 | |
| 4 | 72 | HÖLLBACHER Lukas | AUT | KTM | 5:20.169 | 11.600 | 8 | |
| 5 | 941 | TELLENBACH Patrick | SUI | Yamaha | 5:20.234 | 11.665 | 8 | |
| 6 | 6 | GLÜCK Harald | AUT | Honda | 5:24.239 | 15.670 | 8 | |
| 7 | 19 | LENGYEL István | HUN | Kawasaki | 5:28.405 | 19.836 | 8 | |
| 8 | 26 | RAGATS Roland | HUN | Kawasaki | 5:31.348 | 22.779 | 8 | |
| 9 | 8 | GASS Markus | AUT | Yamaha | 5:11.603 | 1 Lap | 7 | |
| 10 | 120 | SOMLÓVÁRI Dániel | HUN | Kawasaki | 5:34.314 | 1 Lap | 7 | |

Margin of Victory

Avg. Speed

Best Lap Tm

Best Speed

Best Lap by

0.797

-

36.202

-

22 - GRILLMAYER Gábor

Orbits



Terem/Indoor SUPER-MOTO-CROSS

Középdöntő / Semi Final

SYMA 0.000 Km

Int MX 5.középdöntő / Semi Final

2012.02.04. 21:06

Race (8 Laps) started at 21:39:31

Lap Lap Tm Diff Time of Day

(111) HUJBER Péter

| Lap | Lap Tm | Diff | Time of Day |
|-----|---------------|--------|--------------|
| 1 | 38.072 | +1.516 | 21:40:15.282 |
| 2 | 37.696 | +1.140 | 21:40:52.978 |
| 3 | 37.690 | +1.134 | 21:41:30.668 |
| 4 | 42.007 | +5.451 | 21:42:12.675 |
| 5 | 37.356 | +0.800 | 21:42:50.031 |
| 6 | 36.764 | +0.208 | 21:43:26.795 |
| 7 | 36.556 | | 21:44:03.351 |
| 8 | 37.118 | +0.562 | 21:44:40.469 |

(22) GRILLMAYER Gábor

| Lap | Lap Tm | Diff | Time of Day |
|-----|---------------|--------|--------------|
| 1 | 40.382 | +4.180 | 21:40:18.113 |
| 2 | 36.202 | | 21:40:54.315 |
| 3 | 36.706 | +0.504 | 21:41:31.021 |
| 4 | 42.061 | +5.859 | 21:42:13.082 |
| 5 | 37.371 | +1.169 | 21:42:50.453 |
| 6 | 36.768 | +0.566 | 21:43:27.221 |
| 7 | 36.517 | +0.315 | 21:44:03.738 |
| 8 | 37.528 | +1.326 | 21:44:41.266 |

(65) MÜLLER Daniel

| Lap | Lap Tm | Diff | Time of Day |
|-----|---------------|--------|--------------|
| 1 | 40.326 | +3.567 | 21:40:19.136 |
| 2 | 39.224 | +2.465 | 21:40:58.360 |
| 3 | 37.913 | +1.154 | 21:41:36.273 |
| 4 | 38.411 | +1.652 | 21:42:14.684 |
| 5 | 37.610 | +0.851 | 21:42:52.294 |
| 6 | 36.759 | | 21:43:29.053 |
| 7 | 37.028 | +0.269 | 21:44:06.081 |
| 8 | 39.592 | +2.833 | 21:44:45.673 |

(72) HÖLLBACHER Lukas

| Lap | Lap Tm | Diff | Time of Day |
|-----|---------------|--------|--------------|
| 1 | 42.669 | +4.607 | 21:40:20.917 |
| 2 | 39.434 | +1.372 | 21:41:00.351 |
| 3 | 38.561 | +0.499 | 21:41:38.912 |
| 4 | 39.153 | +1.091 | 21:42:18.065 |
| 5 | 38.062 | | 21:42:56.127 |
| 6 | 38.659 | +0.597 | 21:43:34.786 |
| 7 | 38.799 | +0.737 | 21:44:13.585 |
| 8 | 38.484 | +0.422 | 21:44:52.069 |

(941) TELLENBACH Patrick

| Lap | Lap Tm | Diff | Time of Day |
|-----|---------------|--------|--------------|
| 1 | 39.925 | +1.873 | 21:40:17.475 |
| 2 | 39.633 | +1.581 | 21:40:57.108 |
| 3 | 40.184 | +2.132 | 21:41:37.292 |
| 4 | 38.793 | +0.741 | 21:42:16.085 |
| 5 | 38.175 | +0.123 | 21:42:54.260 |
| 6 | 38.052 | | 21:43:32.312 |
| 7 | 38.208 | +0.156 | 21:44:10.520 |
| 8 | 41.614 | +3.562 | 21:44:52.134 |

(6) GLÜCK Harald

| Lap | Lap Tm | Diff | Time of Day |
|-----|---------------|--------|--------------|
| 1 | 42.967 | +4.755 | 21:40:21.890 |
| 2 | 40.203 | +1.991 | 21:41:02.093 |
| 3 | 38.829 | +0.617 | 21:41:40.922 |
| 4 | 39.593 | +1.381 | 21:42:20.515 |
| 5 | 38.793 | +0.581 | 21:42:59.308 |
| 6 | 38.212 | | 21:43:37.520 |
| 7 | 38.479 | +0.267 | 21:44:15.999 |
| 8 | 40.140 | +1.928 | 21:44:56.139 |

(19) LENGYEL István

| Lap | Lap Tm | Diff | Time of Day |
|-----|--------|--------|--------------|
| 1 | 39.442 | +0.934 | 21:40:24.949 |
| 2 | 41.152 | +2.644 | 21:41:06.101 |
| 3 | 38.645 | +0.137 | 21:41:44.746 |
| 4 | 39.118 | +0.610 | 21:42:23.864 |

Lap Lap Tm Diff Time of Day

| | | | |
|---|---------------|--------|--------------|
| 5 | 38.881 | +0.373 | 21:43:02.745 |
| 6 | 39.044 | +0.536 | 21:43:41.789 |
| 7 | 38.508 | | 21:44:20.297 |
| 8 | 40.008 | +1.500 | 21:45:00.305 |

(26) RAGATS Roland

| Lap | Lap Tm | Diff | Time of Day |
|-----|---------------|--------|--------------|
| 1 | 43.433 | +4.686 | 21:40:23.171 |
| 2 | 40.339 | +1.592 | 21:41:03.510 |
| 3 | 38.747 | | 21:41:42.257 |
| 4 | 40.183 | +1.436 | 21:42:22.440 |
| 5 | 39.123 | +0.376 | 21:43:01.563 |
| 6 | 39.236 | +0.489 | 21:43:40.799 |
| 7 | 41.459 | +2.712 | 21:44:22.258 |
| 8 | 40.990 | +2.243 | 21:45:03.248 |

(8) GASS Markus

| Lap | Lap Tm | Diff | Time of Day |
|-----|---------------|--------|--------------|
| 1 | 43.472 | +1.394 | 21:40:24.083 |
| 2 | 43.426 | +1.348 | 21:41:07.509 |
| 3 | 42.828 | +0.750 | 21:41:50.337 |
| 4 | 43.511 | +1.433 | 21:42:33.848 |
| 5 | 43.738 | +1.660 | 21:43:17.586 |
| 6 | 42.078 | | 21:43:59.664 |
| 7 | 43.839 | +1.761 | 21:44:43.503 |

(120) SOMLÓVÁRI Dániel

| Lap | Lap Tm | Diff | Time of Day |
|-----|---------------|---------|--------------|
| 1 | 1:09.002 | +28.958 | 21:40:48.215 |
| 2 | 43.925 | +3.881 | 21:41:32.140 |
| 3 | 48.915 | +8.871 | 21:42:21.055 |
| 4 | 43.551 | +3.507 | 21:43:04.606 |
| 5 | 41.034 | +0.990 | 21:43:45.640 |
| 6 | 40.044 | | 21:44:25.684 |
| 7 | 40.530 | +0.486 | 21:45:06.214 |

Orbits



Középdöntő / Semi Final

SYMA 0.000 Km

Int MX 5.középdöntő / Semi Final

2012.02.04. 21:06

Race (8 Laps) started at 21:39:31

| Competitors | Laps | | | | | | | | | |
|--------------------------|------|-----|-----|-----|-----|-----|-----|-----|-----|-----|
| | 0 | 1 | 2 | 3 | 4 | 5 | 6 | 7 | 8 | |
| HUJBER Péter (111) | 1 | 111 | 111 | 111 | 111 | 111 | 111 | 111 | 111 | 111 |
| TELLENBACH Patrick (941) | 2 | 941 | 941 | 22 | 22 | 22 | 22 | 22 | 22 | 22 |
| GRILLMAYER Gábor (22) | 3 | 22 | 22 | 941 | 65 | 65 | 65 | 65 | 65 | 65 |
| HÖLLBACHER Lukas (72) | 4 | 72 | 65 | 65 | 941 | 941 | 941 | 941 | 941 | 72 |
| MÜLLER Daniel (65) | 5 | 65 | 72 | 72 | 72 | 72 | 72 | 72 | 72 | 941 |
| GLÜCK Harald (6) | 6 | 6 | 6 | 6 | 6 | 6 | 6 | 6 | 6 | 6 |
| SOMLÓVÁRI Dániel (120) | 7 | 120 | 26 | 26 | 26 | 26 | 26 | 26 | 19 | 19 |
| RAGATS Roland (26) | 8 | 26 | 8 | 19 | 19 | 19 | 19 | 19 | 26 | 26 |
| GASS Markus (8) | 9 | 8 | 19 | 8 | 8 | 8 | 8 | 8 | 8 | 8 |
| LENGYEL István (19) | 10 | 19 | 120 | 120 | 120 | 120 | 120 | 120 | 120 | 120 |

Terem/Indoor SUPER-MOTO-CROSS

Sorted on Laps

Középdöntő / Semi Final

SYMA 0.000 Km

Int MX 6.középdöntő / Semi Final

2012.02.04. 21:14

Race (8 Laps) started at 21:48:50

| Pos | No. | Name | Nat. | Make | Total Tm | Diff | Laps | L |
|-----|-----|-----------------|------|----------|----------|--------|------|---|
| 1 | 2 | SZVOBODA Bence | HUN | Kawasaki | 5:04.691 | | 8 | |
| 2 | 112 | SCHRUF Hanson | AUT | Husaberg | 5:09.923 | 5.232 | 8 | |
| 3 | 34 | EIGNER Markus | AUT | Suzuki | 5:15.348 | 10.657 | 8 | |
| 4 | 43 | RANINGER Jürgen | AUT | Kawasaki | 5:19.406 | 14.715 | 8 | |
| 5 | 30 | DYLSKI Gábor | HUN | KTM | 5:23.480 | 18.789 | 8 | |
| 6 | 11 | LAUKÓ Mihály | HUN | Kawasaki | 5:26.963 | 22.272 | 8 | |
| 7 | 771 | ONDRIA Tomas | SVK | Honda | 5:28.302 | 23.611 | 8 | |
| 8 | 49 | VOGELSANG Reto | SUI | Yamaha | 5:29.363 | 24.672 | 8 | |
| 9 | 96 | HUBER Reinhard | AUT | Yamaha | 5:06.907 | 2 Laps | 6 | |
| 10 | 101 | BÓDIS Roland | HUN | KTM | 5:25.598 | 2 Laps | 6 | |

Margin of Victory

Avg. Speed

Best Lap Tm

Best Speed

Best Lap by

5.232

-

36.375

-

2 - SZVOBODA Bence

Orbits



Terem/Indoor SUPER-MOTO-CROSS

Középdöntő / Semi Final

SYMA 0.000 Km

Int MX 6.középdöntő / Semi Final

2012.02.04. 21:14

Race (8 Laps) started at 21:48:50

| Lap | Lap Tm | Diff | Time of Day |
|---------------------------|---------------|--------|--------------|
| (2) SZVOBODA Bence | | | |
| 1 | 39.692 | +3.317 | 21:49:35.252 |
| 2 | 38.082 | +1.707 | 21:50:13.334 |
| 3 | 36.375 | | 21:50:49.709 |
| 4 | 37.446 | +1.071 | 21:51:27.155 |
| 5 | 36.489 | +0.114 | 21:52:03.644 |
| 6 | 36.565 | +0.190 | 21:52:40.209 |
| 7 | 37.099 | +0.724 | 21:53:17.308 |
| 8 | 37.925 | +1.550 | 21:53:55.233 |

| Lap | Lap Tm | Diff | Time of Day |
|----------------------------|---------------|--------|--------------|
| (112) SCHRUF Hanson | | | |
| 1 | 37.567 | +0.308 | 21:49:32.409 |
| 2 | 37.555 | +0.296 | 21:50:09.964 |
| 3 | 37.259 | | 21:50:47.223 |
| 4 | 37.901 | +0.642 | 21:51:25.124 |
| 5 | 39.062 | +1.803 | 21:52:04.186 |
| 6 | 38.658 | +1.399 | 21:52:42.844 |
| 7 | 38.539 | +1.280 | 21:53:21.383 |
| 8 | 39.082 | +1.823 | 21:54:00.465 |

| Lap | Lap Tm | Diff | Time of Day |
|---------------------------|---------------|--------|--------------|
| (34) EIGNER Markus | | | |
| 1 | 36.790 | | 21:49:31.346 |
| 2 | 36.931 | +0.141 | 21:50:08.277 |
| 3 | 37.669 | +0.879 | 21:50:45.946 |
| 4 | 43.627 | +6.837 | 21:51:29.573 |
| 5 | 39.351 | +2.561 | 21:52:08.924 |
| 6 | 38.212 | +1.422 | 21:52:47.136 |
| 7 | 38.091 | +1.301 | 21:53:25.227 |
| 8 | 40.663 | +3.873 | 21:54:05.890 |

| Lap | Lap Tm | Diff | Time of Day |
|-----------------------------|---------------|--------|--------------|
| (43) RANINGER Jürgen | | | |
| 1 | 39.547 | +0.807 | 21:49:34.772 |
| 2 | 39.609 | +0.869 | 21:50:14.381 |
| 3 | 38.855 | +0.115 | 21:50:53.236 |
| 4 | 39.462 | +0.722 | 21:51:32.698 |
| 5 | 38.740 | | 21:52:11.438 |
| 6 | 39.402 | +0.662 | 21:52:50.840 |
| 7 | 38.858 | +0.118 | 21:53:29.698 |
| 8 | 40.250 | +1.510 | 21:54:09.948 |

| Lap | Lap Tm | Diff | Time of Day |
|--------------------------|---------------|--------|--------------|
| (30) DYLSKI Gábor | | | |
| 1 | 42.113 | +4.482 | 21:49:37.726 |
| 2 | 40.648 | +3.017 | 21:50:18.374 |
| 3 | 37.631 | | 21:50:56.005 |
| 4 | 39.087 | +1.456 | 21:51:35.092 |
| 5 | 39.293 | +1.662 | 21:52:14.385 |
| 6 | 40.226 | +2.595 | 21:52:54.611 |
| 7 | 39.090 | +1.459 | 21:53:33.701 |
| 8 | 40.321 | +2.690 | 21:54:14.022 |

| Lap | Lap Tm | Diff | Time of Day |
|--------------------------|---------------|--------|--------------|
| (11) LAUKÓ Mihály | | | |
| 1 | 42.017 | +3.508 | 21:49:38.655 |
| 2 | 40.607 | +2.098 | 21:50:19.262 |
| 3 | 39.155 | +0.646 | 21:50:58.417 |
| 4 | 40.225 | +1.716 | 21:51:38.642 |
| 5 | 41.048 | +2.539 | 21:52:19.690 |
| 6 | 38.509 | | 21:52:58.199 |
| 7 | 39.147 | +0.638 | 21:53:37.346 |
| 8 | 40.159 | +1.650 | 21:54:17.505 |

| Lap | Lap Tm | Diff | Time of Day |
|---------------------------|--------|--------|--------------|
| (771) ONDRIA Tomas | | | |
| 1 | 43.049 | +4.167 | 21:49:40.060 |
| 2 | 40.328 | +1.446 | 21:50:20.388 |
| 3 | 40.100 | +1.218 | 21:51:00.488 |
| 4 | 39.674 | +0.792 | 21:51:40.162 |

| Lap | Lap Tm | Diff | Time of Day |
|-----|---------------|--------|--------------|
| 5 | 40.674 | +1.792 | 21:52:20.836 |
| 6 | 38.882 | | 21:52:59.718 |
| 7 | 40.233 | +1.351 | 21:53:39.951 |
| 8 | 38.893 | +0.011 | 21:54:18.844 |

| Lap | Lap Tm | Diff | Time of Day |
|----------------------------|---------------|--------|--------------|
| (49) VOGELSANG Reto | | | |
| 1 | 43.659 | +4.858 | 21:49:40.895 |
| 2 | 41.057 | +2.256 | 21:50:21.952 |
| 3 | 39.121 | +0.320 | 21:51:01.073 |
| 4 | 39.824 | +1.023 | 21:51:40.897 |
| 5 | 41.355 | +2.554 | 21:52:22.252 |
| 6 | 38.801 | | 21:53:01.053 |
| 7 | 39.560 | +0.759 | 21:53:40.613 |
| 8 | 39.292 | +0.491 | 21:54:19.905 |

| Lap | Lap Tm | Diff | Time of Day |
|----------------------------|---------------|---------|--------------|
| (96) HUBER Reinhard | | | |
| 1 | 45.920 | +1.804 | 21:49:42.937 |
| 2 | 1:03.894 | +19.778 | 21:50:46.831 |
| 3 | 51.225 | +7.109 | 21:51:38.056 |
| 4 | 48.381 | +4.265 | 21:52:26.437 |
| 5 | 44.116 | | 21:53:10.553 |
| 6 | 46.896 | +2.780 | 21:53:57.449 |

| Lap | Lap Tm | Diff | Time of Day |
|---------------------------|---------------|---------|--------------|
| (101) BÓDIS Roland | | | |
| 1 | 41.177 | | 21:49:36.993 |
| 2 | 47.852 | +6.675 | 21:50:24.845 |
| 3 | 1:31.220 | +50.043 | 21:51:56.065 |
| 4 | 42.394 | +1.217 | 21:52:38.459 |
| 5 | 49.908 | +8.731 | 21:53:28.367 |
| 6 | 47.773 | +6.596 | 21:54:16.140 |

Középdöntő / Semi Final

SYMA 0.000 Km

Int MX 6.középdöntő / Semi Final

2012.02.04. 21:14

Race (8 Laps) started at 21:48:50

| Competitors | Laps | | | | | | | | | |
|----------------------|------|-----|-----|-----|-----|-----|-----|-----|-----|-----|
| | 0 | 1 | 2 | 3 | 4 | 5 | 6 | 7 | 8 | |
| EIGNER Markus (34) | 1 | 34 | 34 | 34 | 34 | 112 | 2 | 2 | 2 | 2 |
| SCHRUF Hanson (112) | 2 | 112 | 112 | 112 | 112 | 2 | 112 | 112 | 112 | 112 |
| RANINGER Jürgen (43) | 3 | 43 | 43 | 2 | 2 | 34 | 34 | 34 | 34 | 34 |
| SZVOBODA Bence (2) | 4 | 2 | 2 | 43 | 43 | 43 | 43 | 43 | 43 | 43 |
| DYLSKI Gábor (30) | 5 | 30 | 101 | 30 | 30 | 30 | 30 | 30 | 30 | 30 |
| BÓDIS Roland (101) | 6 | 101 | 30 | 11 | 11 | 11 | 11 | 11 | 11 | 11 |
| LAUKÓ Mihály (11) | 7 | 11 | 11 | 771 | 771 | 771 | 771 | 771 | 771 | 771 |
| ONDRIA Tomas (771) | 8 | 771 | 771 | 49 | 49 | 49 | 49 | 49 | 49 | 49 |
| HUBER Reinhard (96) | 9 | 96 | 49 | 101 | 96 | 96 | 96 | 96 | 96 | 96 |
| VOGELSANG Reto (49) | 10 | 49 | 96 | 96 | 101 | 101 | 101 | 101 | 101 | 101 |

Terem/Indoor SUPER-MOTO-CROSS

Sorted on Laps

Döntő / Final

SYMA 0.000 Km

Int MX 7.döntő / Final

2012.02.04. 23:05

Race (10 Laps) started at 0:05:10

| Pos | No. | Name | Nat. | Make | Total Tm | Diff | Laps | L |
|-----|-----|--------------------|------|----------|----------|--------|------|---|
| 1 | 22 | GRILLMAYER Gábor | HUN | KTM | 6:10.633 | | 10 | |
| 2 | 111 | HUJBER Péter | HUN | KTM | 6:16.470 | 5.837 | 10 | |
| 3 | 34 | EIGNER Markus | AUT | Suzuki | 6:20.789 | 10.156 | 10 | |
| 4 | 112 | SCHRUF Hanson | AUT | Husaberg | 6:25.833 | 15.200 | 10 | |
| 5 | 2 | SZVOBODA Bence | HUN | Kawasaki | 6:31.952 | 21.319 | 10 | |
| 6 | 65 | MÜLLER Daniel | SUI | Yamaha | 6:34.670 | 24.037 | 10 | |
| 7 | 43 | RANINGER Jürgen | AUT | Kawasaki | 6:35.269 | 24.636 | 10 | |
| 8 | 30 | DYLSKI Gábor | HUN | KTM | 6:35.905 | 25.272 | 10 | |
| 9 | 72 | HÖLLBACHER Lukas | AUT | KTM | 6:11.662 | 1 Lap | 9 | |
| 10 | 941 | TELLENBACH Patrick | SUI | Yamaha | 6:12.926 | 1 Lap | 9 | |

Margin of Victory**Avg. Speed****Best Lap Tm****Best Speed****Best Lap by**

5.837

-

35.375

-

22 - GRILLMAYER Gábor

Orbits



Terem/Indoor SUPER-MOTO-CROSS

Döntő / Final

SYMA 0.000 Km

Int MX 7.döntő / Final

2012.02.04. 23:05

Race (10 Laps) started at 0:05:10

| Lap | Lap Tm | Diff | Time of Day |
|------------------------------|---------------|--------|-------------|
| (22) GRILLMAYER Gábor | | | |
| 1 | 36.230 | +0.855 | 5:50.624 |
| 2 | 36.193 | +0.818 | 6:26.817 |
| 3 | 36.603 | +1.228 | 7:03.420 |
| 4 | 36.036 | +0.661 | 7:39.456 |
| 5 | 36.744 | +1.369 | 8:16.200 |
| 6 | 36.275 | +0.900 | 8:52.475 |
| 7 | 35.375 | | 9:27.850 |
| 8 | 36.449 | +1.074 | 10:04.299 |
| 9 | 36.539 | +1.164 | 10:40.838 |
| 10 | 40.451 | +5.076 | 11:21.289 |

| Lap | Lap Tm | Diff | Time of Day |
|---------------------------|---------------|--------|-------------|
| (111) HUJBER Péter | | | |
| 1 | 39.001 | +2.393 | 5:53.050 |
| 2 | 37.703 | +1.095 | 6:30.753 |
| 3 | 37.207 | +0.599 | 7:07.960 |
| 4 | 36.671 | +0.063 | 7:44.631 |
| 5 | 36.678 | +0.070 | 8:21.309 |
| 6 | 37.041 | +0.433 | 8:58.350 |
| 7 | 36.608 | | 9:34.958 |
| 8 | 37.457 | +0.849 | 10:12.415 |
| 9 | 36.611 | +0.003 | 10:49.026 |
| 10 | 38.100 | +1.492 | 11:27.126 |

| Lap | Lap Tm | Diff | Time of Day |
|---------------------------|---------------|--------|-------------|
| (34) EIGNER Markus | | | |
| 1 | 39.145 | +2.537 | 5:53.814 |
| 2 | 37.826 | +1.218 | 6:31.640 |
| 3 | 37.518 | +0.910 | 7:09.158 |
| 4 | 37.389 | +0.781 | 7:46.547 |
| 5 | 37.250 | +0.642 | 8:23.797 |
| 6 | 37.095 | +0.487 | 9:00.892 |
| 7 | 36.608 | | 9:37.500 |
| 8 | 37.289 | +0.681 | 10:14.789 |
| 9 | 37.153 | +0.545 | 10:51.942 |
| 10 | 39.503 | +2.895 | 11:31.445 |

| Lap | Lap Tm | Diff | Time of Day |
|----------------------------|---------------|--------|-------------|
| (112) SCHRUF Hanson | | | |
| 1 | 41.338 | +4.431 | 5:56.376 |
| 2 | 37.218 | +0.311 | 6:33.594 |
| 3 | 37.064 | +0.157 | 7:10.658 |
| 4 | 37.285 | +0.378 | 7:47.943 |
| 5 | 37.041 | +0.134 | 8:24.984 |
| 6 | 36.963 | +0.056 | 9:01.947 |
| 7 | 38.456 | +1.549 | 9:40.403 |
| 8 | 36.907 | | 10:17.310 |
| 9 | 38.762 | +1.855 | 10:56.072 |
| 10 | 40.417 | +3.510 | 11:36.489 |

| Lap | Lap Tm | Diff | Time of Day |
|---------------------------|---------------|--------|-------------|
| (2) SZVOBODA Bence | | | |
| 1 | 36.618 | +0.536 | 6:07.942 |
| 2 | 37.577 | +1.495 | 6:45.519 |
| 3 | 36.439 | +0.357 | 7:21.958 |
| 4 | 37.662 | +1.580 | 7:59.620 |
| 5 | 37.511 | +1.429 | 8:37.131 |
| 6 | 36.082 | | 9:13.213 |
| 7 | 36.373 | +0.291 | 9:49.586 |
| 8 | 38.128 | +2.046 | 10:27.714 |
| 9 | 36.994 | +0.912 | 11:04.708 |
| 10 | 37.900 | +1.818 | 11:42.608 |

| Lap | Lap Tm | Diff | Time of Day |
|---------------------------|--------|--------|-------------|
| (65) MÜLLER Daniel | | | |
| 1 | 39.841 | +2.798 | 5:54.618 |
| 2 | 37.579 | +0.536 | 6:32.197 |
| 3 | 37.537 | +0.494 | 7:09.734 |
| 4 | 37.672 | +0.629 | 7:47.406 |

| Lap | Lap Tm | Diff | Time of Day |
|-----|---------------|--------|-------------|
| 5 | 37.043 | | 8:24.449 |
| 6 | 37.059 | +0.016 | 9:01.508 |
| 7 | 46.492 | +9.449 | 9:48.000 |
| 8 | 39.690 | +2.647 | 10:27.690 |
| 9 | 39.042 | +1.999 | 11:06.732 |
| 10 | 38.594 | +1.551 | 11:45.326 |

| Lap | Lap Tm | Diff | Time of Day |
|-----------------------------|---------------|--------|-------------|
| (43) RANINGER Jürgen | | | |
| 1 | 43.297 | +5.495 | 5:58.722 |
| 2 | 38.556 | +0.754 | 6:37.278 |
| 3 | 38.320 | +0.518 | 7:15.598 |
| 4 | 38.577 | +0.775 | 7:54.175 |
| 5 | 38.577 | +0.775 | 8:32.752 |
| 6 | 37.802 | | 9:10.554 |
| 7 | 38.330 | +0.528 | 9:48.884 |
| 8 | 38.331 | +0.529 | 10:27.215 |
| 9 | 40.411 | +2.609 | 11:07.626 |
| 10 | 38.299 | +0.497 | 11:45.925 |

| Lap | Lap Tm | Diff | Time of Day |
|--------------------------|---------------|--------|-------------|
| (30) DYLSKI Gábor | | | |
| 1 | 41.788 | +4.677 | 5:57.576 |
| 2 | 37.976 | +0.865 | 6:35.552 |
| 3 | 38.026 | +0.915 | 7:13.578 |
| 4 | 37.111 | | 7:50.689 |
| 5 | 45.505 | +8.394 | 8:36.194 |
| 6 | 39.396 | +2.285 | 9:15.590 |
| 7 | 37.407 | +0.296 | 9:52.997 |
| 8 | 37.238 | +0.127 | 10:30.235 |
| 9 | 38.727 | +1.616 | 11:08.962 |
| 10 | 37.599 | +0.488 | 11:46.561 |

| Lap | Lap Tm | Diff | Time of Day |
|------------------------------|---------------|--------|-------------|
| (72) HÖLLBACHER Lukas | | | |
| 1 | 40.638 | +1.945 | 6:03.534 |
| 2 | 46.409 | +7.716 | 6:49.943 |
| 3 | 38.905 | +0.212 | 7:28.848 |
| 4 | 38.907 | +0.214 | 8:07.755 |
| 5 | 39.012 | +0.319 | 8:46.767 |
| 6 | 38.812 | +0.119 | 9:25.579 |
| 7 | 39.061 | +0.368 | 10:04.640 |
| 8 | 38.693 | | 10:43.333 |
| 9 | 38.985 | +0.292 | 11:22.318 |

| Lap | Lap Tm | Diff | Time of Day |
|---------------------------------|---------------|--------|-------------|
| (941) TELLENBACH Patrick | | | |
| 1 | 38.614 | +1.408 | 6:19.037 |
| 2 | 38.283 | +1.077 | 6:57.320 |
| 3 | 37.838 | +0.632 | 7:35.158 |
| 4 | 37.386 | +0.180 | 8:12.544 |
| 5 | 37.937 | +0.731 | 8:50.481 |
| 6 | 39.742 | +2.536 | 9:30.223 |
| 7 | 37.206 | | 10:07.429 |
| 8 | 37.726 | +0.520 | 10:45.155 |
| 9 | 38.427 | +1.221 | 11:23.582 |

Orbits



Döntő / Final

SYMA 0.000 Km

Int MX 7.döntő / Final

2012.02.04. 23:05

Race (10 Laps) started at 0:05:10

| Competitors | Laps | | | | | | | | | | | |
|--------------------------|------|-----|-----|-----|-----|-----|-----|-----|-----|-----|-----|-----|
| | 0 | 1 | 2 | 3 | 4 | 5 | 6 | 7 | 8 | 9 | 10 | |
| HUJBER Péter (111) | 1 | 111 | 22 | 22 | 22 | 22 | 22 | 22 | 22 | 22 | 22 | 22 |
| GRILLMAYER Gábor (22) | 2 | 22 | 111 | 111 | 111 | 111 | 111 | 111 | 111 | 111 | 111 | 111 |
| EIGNER Markus (34) | 3 | 34 | 34 | 34 | 34 | 34 | 34 | 34 | 34 | 34 | 34 | 34 |
| MÜLLER Daniel (65) | 4 | 65 | 65 | 65 | 65 | 65 | 65 | 112 | 112 | 112 | 112 | 112 |
| SCHRUF Hanson (112) | 5 | 112 | 112 | 112 | 112 | 112 | 112 | 65 | 43 | 2 | 2 | 2 |
| RANINGER Jürgen (43) | 6 | 43 | 30 | 30 | 30 | 30 | 43 | 43 | 43 | 65 | 65 | 65 |
| DYLSKI Gábor (30) | 7 | 30 | 43 | 43 | 43 | 30 | 2 | 2 | 2 | 43 | 43 | 43 |
| HÖLLBACHER Lukas (72) | 8 | 72 | 72 | 2 | 2 | 2 | 2 | 30 | 30 | 30 | 30 | 30 |
| SZVOBODA Bence (2) | 9 | 2 | 2 | 72 | 72 | 72 | 72 | 72 | 72 | 72 | 72 | 72 |
| TELLENBACH Patrick (941) | 10 | 941 | 941 | 941 | 941 | 941 | 941 | 941 | 941 | 941 | 941 | 941 |

Terem/Indoor SUPER-MOTO-CROSS

Sorted on Laps

Előfutam / Heat

SYMA 0.000 Km

Supermoto 1.előfutam /Heat 1

2012.02.04. 20:29

Race (7 Laps) started at 21:01:53

| Pos | No. | Name | Nat. | Make | Total Tm | Diff | Laps | L |
|-----|-----|---------------------|------|----------|----------|--------|------|---|
| 1 | 79 | KARANYOTOV Angel | BUL | KTM | 3:20.224 | | 7 | |
| 2 | 112 | SCHRUF Hanson | AUT | Husaberg | 3:21.385 | 1.160 | 7 | |
| 3 | 38 | BOROS Tamás | HUN | KTM | 3:24.075 | 3.851 | 7 | |
| 4 | 111 | HOCHREITER Heinz | AUT | Suzuki | 3:29.465 | 9.241 | 7 | |
| 5 | 8 | HÁZOS Ferenc | HUN | KTM | 3:30.819 | 10.594 | 7 | |
| 6 | 122 | MEIER Renato | SUI | Yamaha | 3:22.691 | 1 Lap | 6 | |
| 7 | 93 | POPPENREITER Jasmin | AUT | KTM | 3:28.167 | 1 Lap | 6 | |
| 8 | 55 | DUDÁS Attila | HUN | Honda | 3:32.974 | 1 Lap | 6 | |

Margin of Victory**Avg. Speed****Best Lap Tm****Best Speed****Best Lap by**

1.160

-

26.805

-

79 - KARANYOTOV Angel

Orbits



Terem/Indoor SUPER-MOTO-CROSS

Előfutam / Heat

SYMA 0.000 Km

Supermoto 1.előfutam /Heat 1

2012.02.04. 20:29

Race (7 Laps) started at 21:01:53

| Lap | Lap Tm | Diff | Time of Day |
|------------------------------|---------------|--------|--------------|
| (79) KARANYOTOV Angel | | | |
| 1 | 28.273 | +1.468 | 21:02:27.344 |
| 2 | 27.711 | +0.906 | 21:02:55.055 |
| 3 | 27.432 | +0.627 | 21:03:22.487 |
| 4 | 26.805 | | 21:03:49.292 |
| 5 | 28.146 | +1.341 | 21:04:17.438 |
| 6 | 27.650 | +0.845 | 21:04:45.088 |
| 7 | 28.560 | +1.755 | 21:05:13.648 |

| Lap | Lap Tm | Diff | Time of Day |
|----------------------------|---------------|--------|--------------|
| (112) SCHRUF Hanson | | | |
| 1 | 29.114 | +1.892 | 21:02:27.624 |
| 2 | 28.310 | +1.088 | 21:02:55.934 |
| 3 | 27.222 | | 21:03:23.156 |
| 4 | 27.470 | +0.248 | 21:03:50.626 |
| 5 | 27.880 | +0.658 | 21:04:18.506 |
| 6 | 28.055 | +0.833 | 21:04:46.561 |
| 7 | 28.248 | +1.026 | 21:05:14.809 |

| Lap | Lap Tm | Diff | Time of Day |
|-------------------------|---------------|--------|--------------|
| (38) BOROS Tamás | | | |
| 1 | 29.416 | +1.929 | 21:02:28.295 |
| 2 | 28.575 | +1.088 | 21:02:56.870 |
| 3 | 27.843 | +0.356 | 21:03:24.713 |
| 4 | 27.487 | | 21:03:52.200 |
| 5 | 27.770 | +0.283 | 21:04:19.970 |
| 6 | 29.114 | +1.627 | 21:04:49.084 |
| 7 | 28.415 | +0.928 | 21:05:17.499 |

| Lap | Lap Tm | Diff | Time of Day |
|-------------------------------|---------------|--------|--------------|
| (111) HOCHREITER Heinz | | | |
| 1 | 30.442 | +2.358 | 21:02:29.972 |
| 2 | 28.084 | | 21:02:58.056 |
| 3 | 28.357 | +0.273 | 21:03:26.413 |
| 4 | 28.111 | +0.027 | 21:03:54.524 |
| 5 | 28.166 | +0.082 | 21:04:22.690 |
| 6 | 29.628 | +1.544 | 21:04:52.318 |
| 7 | 30.571 | +2.487 | 21:05:22.889 |

| Lap | Lap Tm | Diff | Time of Day |
|-------------------------|---------------|--------|--------------|
| (8) HÁZOS Ferenc | | | |
| 1 | 30.124 | +1.496 | 21:02:29.208 |
| 2 | 29.632 | +1.004 | 21:02:58.840 |
| 3 | 29.223 | +0.595 | 21:03:28.063 |
| 4 | 28.628 | | 21:03:56.691 |
| 5 | 28.764 | +0.136 | 21:04:25.455 |
| 6 | 28.730 | +0.102 | 21:04:54.185 |
| 7 | 30.058 | +1.430 | 21:05:24.243 |

| Lap | Lap Tm | Diff | Time of Day |
|---------------------------|---------------|--------|--------------|
| (122) MEIER Renato | | | |
| 1 | 33.413 | +1.241 | 21:02:33.464 |
| 2 | 32.742 | +0.570 | 21:03:06.206 |
| 3 | 32.949 | +0.777 | 21:03:39.155 |
| 4 | 32.172 | | 21:04:11.327 |
| 5 | 32.470 | +0.298 | 21:04:43.797 |
| 6 | 32.318 | +0.146 | 21:05:16.115 |

| Lap | Lap Tm | Diff | Time of Day |
|---------------------------------|---------------|--------|--------------|
| (93) POPPENREITER Jasmin | | | |
| 1 | 34.724 | +2.569 | 21:02:35.489 |
| 2 | 33.267 | +1.112 | 21:03:08.756 |
| 3 | 32.507 | +0.352 | 21:03:41.263 |
| 4 | 32.155 | | 21:04:13.418 |
| 5 | 34.957 | +2.802 | 21:04:48.375 |
| 6 | 33.216 | +1.061 | 21:05:21.591 |

| Lap | Lap Tm | Diff | Time of Day |
|--------------------------|---------------|--------|--------------|
| (55) DUDÁS Attila | | | |
| 1 | 39.163 | +6.658 | 21:02:39.365 |
| 2 | 32.943 | +0.438 | 21:03:12.308 |
| 3 | 32.505 | | 21:03:44.813 |

| Lap | Lap Tm | Diff | Time of Day |
|-----|--------|--------|--------------|
| 4 | 33.291 | +0.786 | 21:04:18.104 |
| 5 | 33.661 | +1.156 | 21:04:51.765 |
| 6 | 34.633 | +2.128 | 21:05:26.398 |

| Lap | Lap Tm | Diff | Time of Day |
|-----|--------|------|-------------|
|-----|--------|------|-------------|

Orbits



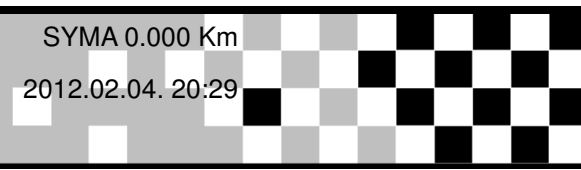
Előfutam / Heat

SYMA 0.000 Km

Supermoto 1.előfutam /Heat 1

2012.02.04. 20:29

Race (7 Laps) started at 21:01:53



| Competitors | Laps | | | | | | | | |
|--------------------------|------|-----|-----|-----|-----|-----|-----|-----|-----|
| | 0 | 1 | 2 | 3 | 4 | 5 | 6 | 7 | |
| SCHRUF Hanson (112) | 1 | 112 | 79 | 79 | 79 | 79 | 79 | 79 | 79 |
| BOROS Tamás (38) | 2 | 38 | 112 | 112 | 112 | 112 | 112 | 112 | 112 |
| KARANYOTOV Angel (79) | 3 | 79 | 38 | 38 | 38 | 38 | 38 | 38 | 38 |
| HÁZOS Ferenc (8) | 4 | 8 | 8 | 111 | 111 | 111 | 111 | 111 | 111 |
| HOCHREITER Heinz (111) | 5 | 111 | 111 | 8 | 8 | 8 | 8 | 8 | 8 |
| MEIER Renato (122) | 6 | 122 | 122 | 122 | 122 | 122 | 122 | 122 | 122 |
| DUDÁS Attila (55) | 7 | 55 | 93 | 93 | 93 | 93 | 93 | 93 | 93 |
| POPPENREITER Jasmin (93) | 8 | 93 | 55 | 55 | 55 | 55 | 55 | 55 | 55 |

Terem/Indoor SUPER-MOTO-CROSS

Sorted on Laps

Előfutam / Heat

SYMA 0.000 Km

Supermoto 2.előfutam /Heat 2

2012.02.04. 20:37

Race (7 Laps) started at 21:09:01

| Pos | No. | Name | Nat. | Make | Total Tm | Diff | Laps | L |
|-----|-----|--------------------|------|-----------|----------|--------|------|---|
| 1 | 941 | TELLENBACH Patrick | SUI | Yamaha | 3:13.321 | | 7 | |
| 2 | 11 | TÓTH Ádám | HUN | KTM | 3:14.896 | 1.575 | 7 | |
| 3 | 94 | HÖLLBACHER Lukas | AUT | KTM | 3:39.173 | 25.852 | 7 | |
| 4 | 527 | KACZOROWSKY Piotr | POL | Honda | 3:43.819 | 30.498 | 7 | |
| 5 | 13 | MANCZAK Wojciech | POL | Husqvarna | 3:14.166 | 1 Lap | 6 | |
| 6 | 100 | ZÓKA Attila | HUN | Kawasaki | 3:38.509 | 1 Lap | 6 | |

Not classified

| | | | | | | | | |
|-----|-----|-----------------|-----|----------|--|-----|--|--|
| DNS | 43 | RANINGER Jürgen | AUT | Kawasaki | | DNS | | |
| DNS | 430 | HÉNYEL Ágoston | HUN | Yamaha | | DNS | | |

| Margin of Victory | Avg. Speed | Best Lap Tm | Best Speed | Best Lap by |
|-------------------|------------|-------------|------------|-----------------------|
| 1.575 | - | 25.417 | - | 94 - HÖLLBACHER Lukas |

Orbits



Terem/Indoor SUPER-MOTO-CROSS

Előfutam / Heat

SYMA 0.000 Km

Supermoto 2.előfutam /Heat 2

2012.02.04. 20:37

Race (7 Laps) started at 21:09:01

| Lap | Lap Tm | Diff | Time of Day |
|---------------------------------|---------------|--------|--------------|
| (941) TELLENBACH Patrick | | | |
| 1 | 27.077 | +0.992 | 21:09:34.426 |
| 2 | 26.620 | +0.535 | 21:10:01.046 |
| 3 | 26.085 | | 21:10:27.131 |
| 4 | 26.535 | +0.450 | 21:10:53.666 |
| 5 | 26.774 | +0.689 | 21:11:20.440 |
| 6 | 26.693 | +0.608 | 21:11:47.133 |
| 7 | 27.505 | +1.420 | 21:12:14.638 |

| Lap | Lap Tm | Diff | Time of Day |
|-----------------------|---------------|--------|--------------|
| (11) TÓTH Ádám | | | |
| 1 | 26.400 | | 21:09:33.233 |
| 2 | 27.425 | +1.025 | 21:10:00.658 |
| 3 | 28.105 | +1.705 | 21:10:28.763 |
| 4 | 26.633 | +0.233 | 21:10:55.396 |
| 5 | 26.498 | +0.098 | 21:11:21.894 |
| 6 | 26.669 | +0.269 | 21:11:48.563 |
| 7 | 27.650 | +1.250 | 21:12:16.213 |

| Lap | Lap Tm | Diff | Time of Day |
|------------------------------|---------------|---------|--------------|
| (94) HÖLLBACHER Lukas | | | |
| 1 | 29.319 | +3.902 | 21:09:37.290 |
| 2 | 27.550 | +2.133 | 21:10:04.840 |
| 3 | 26.572 | +1.155 | 21:10:31.412 |
| 4 | 25.861 | +0.444 | 21:10:57.273 |
| 5 | 25.417 | | 21:11:22.690 |
| 6 | 50.404 | +24.987 | 21:12:13.094 |
| 7 | 27.396 | +1.979 | 21:12:40.490 |

| Lap | Lap Tm | Diff | Time of Day |
|--------------------------------|---------------|--------|--------------|
| (527) KACZOROWSKY Piotr | | | |
| 1 | 32.273 | +2.164 | 21:09:40.840 |
| 2 | 30.109 | | 21:10:10.949 |
| 3 | 30.645 | +0.536 | 21:10:41.594 |
| 4 | 30.298 | +0.189 | 21:11:11.892 |
| 5 | 30.736 | +0.627 | 21:11:42.628 |
| 6 | 30.251 | +0.142 | 21:12:12.879 |
| 7 | 32.257 | +2.148 | 21:12:45.136 |

| Lap | Lap Tm | Diff | Time of Day |
|------------------------------|---------------|--------|--------------|
| (13) MANCZAK Wojciech | | | |
| 1 | 32.464 | +2.113 | 21:09:41.776 |
| 2 | 31.064 | +0.713 | 21:10:12.840 |
| 3 | 30.351 | | 21:10:43.191 |
| 4 | 30.428 | +0.077 | 21:11:13.619 |
| 5 | 30.412 | +0.061 | 21:11:44.031 |
| 6 | 31.452 | +1.101 | 21:12:15.483 |

| Lap | Lap Tm | Diff | Time of Day |
|--------------------------|---------------|---------|--------------|
| (100) ZÓKA Attila | | | |
| 1 | 32.259 | +2.069 | 21:09:39.910 |
| 2 | 37.213 | +7.023 | 21:10:17.123 |
| 3 | 31.291 | +1.101 | 21:10:48.414 |
| 4 | 30.190 | | 21:11:18.604 |
| 5 | 49.320 | +19.130 | 21:12:07.924 |
| 6 | 31.902 | +1.712 | 21:12:39.826 |

Orbits



Előfutam / Heat

SYMA 0.000 Km

Supermoto 2.előfutam /Heat 2

2012.02.04. 20:37

Race (7 Laps) started at 21:09:01

| Competitors | Laps | | | | | | | | |
|--------------------------|------|-----|-----|-----|-----|-----|-----|-----|-----|
| | 0 | 1 | 2 | 3 | 4 | 5 | 6 | 7 | |
| TÓTH Ádám (11) | 1 | 11 | 11 | 11 | 941 | 941 | 941 | 941 | 941 |
| TELLENBACH Patrick (941) | 2 | 941 | 941 | 941 | 11 | 11 | 11 | 11 | 11 |
| ZÓKA Attila (100) | 3 | 100 | 94 | 94 | 94 | 94 | 94 | 527 | 94 |
| HÖLLBACHER Lukas (94) | 4 | 94 | 100 | 527 | 527 | 527 | 527 | 94 | 527 |
| KACZOROWSKY Piotr (527) | 5 | 527 | 527 | 13 | 13 | 13 | 13 | 13 | 13 |
| MANCZAK Wojciech (13) | 6 | 13 | 13 | 100 | 100 | 100 | 100 | 100 | 100 |
| - | 7 | | | | | | | | |
| - | 8 | | | | | | | | |

Terem/Indoor SUPER-MOTO-CROSS

Sorted on Laps

Előfutam / Heat

SYMA 0.000 Km

Supermoto 3.előfutam /Heat 3

2012.02.04. 20:45

Race (7 Laps) started at 21:16:49

| Pos | No. | Name | Nat. | Make | Total Tm | Diff | Laps | L |
|-----|-----|-----------------|------|-----------|----------|--------|------|---|
| 1 | 85 | ÓNODI Benjámín | HUN | KTM | 3:11.816 | | 7 | |
| 2 | 83 | DOBIAS Radek | SVK | Husqvarna | 3:13.132 | 1.315 | 7 | |
| 3 | 49 | VOGELSANG Reto | SUI | Yamaha | 3:14.654 | 2.837 | 7 | |
| 4 | 71 | KEJMAR Pavel | CZE | KTM | 3:36.178 | 24.361 | 7 | |
| 5 | 24 | NAPIERALA Rafał | POL | Yamaha | 3:43.417 | 31.600 | 7 | |
| 6 | 210 | TOMKO Slavomír | SVK | Kawasaki | 3:15.613 | 1 Lap | 6 | |
| 7 | 28 | SZILÁGYI Zoltán | HUN | Danuvia | 3:18.932 | 1 Lap | 6 | |
| 8 | 177 | BERTA Balázs | HUN | Yamaha | 3:33.373 | 1 Lap | 6 | |

Margin of Victory**Avg. Speed****Best Lap Tm****Best Speed****Best Lap by**

1.315

-

25.533

-

71 - KEJMAR Pavel

Orbits



Terem/Indoor SUPER-MOTO-CROSS

Előfutam / Heat

SYMA 0.000 Km

Supermoto 3.előfutam /Heat 3

2012.02.04. 20:45

Race (7 Laps) started at 21:16:49

| Lap | Lap Tm | Diff | Time of Day |
|----------------------------|---------------|--------|--------------|
| (85) ÓNODI Benjámín | | | |
| 1 | 26.498 | +0.591 | 21:17:21.548 |
| 2 | 26.218 | +0.311 | 21:17:47.766 |
| 3 | 26.219 | +0.312 | 21:18:13.985 |
| 4 | 26.020 | +0.113 | 21:18:40.005 |
| 5 | 25.907 | | 21:19:05.912 |
| 6 | 27.584 | +1.677 | 21:19:33.496 |
| 7 | 27.399 | +1.492 | 21:20:00.895 |

| | | | |
|--------------------------|---------------|--------|--------------|
| (83) DOBIAS Radek | | | |
| 1 | 26.031 | | 21:17:20.440 |
| 2 | 26.438 | +0.407 | 21:17:46.878 |
| 3 | 26.358 | +0.327 | 21:18:13.236 |
| 4 | 27.281 | +1.250 | 21:18:40.517 |
| 5 | 26.701 | +0.670 | 21:19:07.218 |
| 6 | 26.896 | +0.865 | 21:19:34.114 |
| 7 | 28.097 | +2.066 | 21:20:02.211 |

| | | | |
|----------------------------|---------------|--------|--------------|
| (49) VOGELSANG Reto | | | |
| 1 | 28.181 | +2.482 | 21:17:24.171 |
| 2 | 26.825 | +1.126 | 21:17:50.996 |
| 3 | 26.956 | +1.257 | 21:18:17.952 |
| 4 | 25.699 | | 21:18:43.651 |
| 5 | 25.843 | +0.144 | 21:19:09.494 |
| 6 | 26.604 | +0.905 | 21:19:36.098 |
| 7 | 27.635 | +1.936 | 21:20:03.733 |

| | | | |
|--------------------------|---------------|---------|--------------|
| (71) KEJMAR Pavel | | | |
| 1 | 28.835 | +3.302 | 21:17:23.899 |
| 2 | 26.604 | +1.071 | 21:17:50.503 |
| 3 | 26.507 | +0.974 | 21:18:17.010 |
| 4 | 25.533 | | 21:18:42.543 |
| 5 | 26.231 | +0.698 | 21:19:08.774 |
| 6 | 26.716 | +1.183 | 21:19:35.490 |
| 7 | 49.767 | +24.234 | 21:20:25.257 |

| | | | |
|-----------------------------|---------------|--------|--------------|
| (24) NAPIERALA Rafal | | | |
| 1 | 31.002 | +1.205 | 21:17:28.292 |
| 2 | 30.442 | +0.645 | 21:17:58.734 |
| 3 | 31.474 | +1.677 | 21:18:30.208 |
| 4 | 29.797 | | 21:19:00.005 |
| 5 | 30.046 | +0.249 | 21:19:30.051 |
| 6 | 29.874 | +0.077 | 21:19:59.925 |
| 7 | 32.571 | +2.774 | 21:20:32.496 |

| | | | |
|-----------------------------|---------------|--------|--------------|
| (210) TOMKO Slavomír | | | |
| 1 | 31.854 | +1.717 | 21:17:30.834 |
| 2 | 30.137 | | 21:18:00.971 |
| 3 | 30.464 | +0.327 | 21:18:31.435 |
| 4 | 31.278 | +1.141 | 21:19:02.713 |
| 5 | 30.487 | +0.350 | 21:19:33.200 |
| 6 | 31.492 | +1.355 | 21:20:04.692 |

| | | | |
|-----------------------------|---------------|--------|--------------|
| (28) SZILÁGYI Zoltán | | | |
| 1 | 30.958 | +0.111 | 21:17:27.033 |
| 2 | 31.162 | +0.315 | 21:17:58.195 |
| 3 | 31.165 | +0.318 | 21:18:29.360 |
| 4 | 32.292 | +1.445 | 21:19:01.652 |
| 5 | 35.512 | +4.665 | 21:19:37.164 |
| 6 | 30.847 | | 21:20:08.011 |

| | | | |
|---------------------------|--------|--------|--------------|
| (177) BERTA Balázs | | | |
| 1 | 35.760 | +3.127 | 21:17:33.135 |
| 2 | 34.052 | +1.419 | 21:18:07.187 |
| 3 | 32.762 | +0.129 | 21:18:39.949 |

| Lap | Lap Tm | Diff | Time of Day |
|-----|---------------|--------|--------------|
| 4 | 35.673 | +3.040 | 21:19:15.622 |
| 5 | 32.633 | | 21:19:48.255 |
| 6 | 34.197 | +1.564 | 21:20:22.452 |

| Lap | Lap Tm | Diff | Time of Day |
|-----|--------|------|-------------|
|-----|--------|------|-------------|

Orbits



Terem/Indoor SUPER-MOTO-CROSS

Sorted on Laps

Előfutam / Heat

SYMA 0.000 Km

Supermoto 3.előfutam /Heat 3

2012.02.04. 20:45

Race (7 Laps) started at 21:16:49

| Pos | No. | Name | Nat. | Make | Total Tm | Diff | Laps | L |
|-----|-----|-----------------|------|-----------|----------|--------|------|---|
| 1 | 85 | ÓNODI Benjámín | HUN | KTM | 3:11.816 | | 7 | |
| 2 | 83 | DOBIAS Radek | SVK | Husqvarna | 3:13.132 | 1.315 | 7 | |
| 3 | 49 | VOGELSANG Reto | SUI | Yamaha | 3:14.654 | 2.837 | 7 | |
| 4 | 71 | KEJMAR Pavel | CZE | KTM | 3:36.178 | 24.361 | 7 | |
| 5 | 24 | NAPIERALA Rafał | POL | Yamaha | 3:43.417 | 31.600 | 7 | |
| 6 | 210 | TOMKO Slavomír | SVK | Kawasaki | 3:15.613 | 1 Lap | 6 | |
| 7 | 28 | SZILÁGYI Zoltán | HUN | Danuvia | 3:18.932 | 1 Lap | 6 | |
| 8 | 177 | BERTA Balázs | HUN | Yamaha | 3:33.373 | 1 Lap | 6 | |

Margin of Victory**Avg. Speed****Best Lap Tm****Best Speed****Best Lap by**

1.315

-

25.533

-

71 - KEJMAR Pavel

Orbits



Terem/Indoor SUPER-MOTO-CROSS

Sorted on Laps

Előfutam / Heat

SYMA 0.000 Km

Supermoto 4.előfutam /Heat 4

2012.02.04. 20:53

Race (7 Laps) started at 21:23:25

| Pos | No. | Name | Nat. | Make | Total Tm | Diff | Laps | L |
|-----|-----|------------------|------|--------|----------|--------|------|---|
| 1 | 46 | OPET Dejan | CRO | Yamaha | 3:13.740 | | 7 | |
| 2 | 65 | MÜLLER Daniel | SUI | Yamaha | 3:14.285 | 0.544 | 7 | |
| 3 | 7 | CEBOVIC Jurica | CRO | Yamaha | 3:26.189 | 12.448 | 7 | |
| 4 | 80 | LANGER Alex | AUT | KTM | 3:32.677 | 18.937 | 7 | |
| 5 | 72 | HÖLLBACHER Laura | AUT | KTM | 3:20.505 | 1 Lap | 6 | |

Not classified

| | | | | | | | | |
|-----|----|-----------------|-----|--------|--|-----|--|--|
| DNS | 69 | WALTER Patric | SUI | Yamaha | | DNS | | |
| DNS | 98 | WEDENIG Florian | AUT | Honda | | DNS | | |

| Margin of Victory | Avg. Speed | Best Lap Tm | Best Speed | Best Lap by |
|-------------------|------------|-------------|------------|--------------------|
| 0.544 | - | 25.437 | - | 65 - MÜLLER Daniel |

Orbits



Terem/Indoor SUPER-MOTO-CROSS

Előfutam / Heat

SYMA 0.000 Km

Supermoto 4.előfutam /Heat 4

2012.02.04. 20:53

Race (7 Laps) started at 21:23:25

| Lap | Lap Tm | Diff | Time of Day |
|------------------------|---------------|--------|--------------|
| (46) OPET Dejan | | | |
| 1 | 27.111 | +0.759 | 21:23:58.432 |
| 2 | 26.950 | +0.598 | 21:24:25.382 |
| 3 | 27.212 | +0.860 | 21:24:52.594 |
| 4 | 26.612 | +0.260 | 21:25:19.206 |
| 5 | 26.766 | +0.414 | 21:25:45.972 |
| 6 | 26.352 | | 21:26:12.324 |
| 7 | 26.579 | +0.227 | 21:26:38.903 |

| Lap | Lap Tm | Diff | Time of Day |
|---------------------------|---------------|--------|--------------|
| (65) MÜLLER Daniel | | | |
| 1 | 28.690 | +3.253 | 21:24:00.063 |
| 2 | 27.906 | +2.469 | 21:24:27.969 |
| 3 | 26.499 | +1.062 | 21:24:54.468 |
| 4 | 25.437 | | 21:25:19.905 |
| 5 | 26.672 | +1.235 | 21:25:46.577 |
| 6 | 26.649 | +1.212 | 21:26:13.226 |
| 7 | 26.222 | +0.785 | 21:26:39.448 |

| Lap | Lap Tm | Diff | Time of Day |
|---------------------------|---------------|--------|--------------|
| (7) CEBOVIC Jurica | | | |
| 1 | 29.294 | +1.317 | 21:24:01.171 |
| 2 | 27.977 | | 21:24:29.148 |
| 3 | 28.609 | +0.632 | 21:24:57.757 |
| 4 | 28.152 | +0.175 | 21:25:25.909 |
| 5 | 28.292 | +0.315 | 21:25:54.201 |
| 6 | 28.571 | +0.594 | 21:26:22.772 |
| 7 | 28.580 | +0.603 | 21:26:51.352 |

| Lap | Lap Tm | Diff | Time of Day |
|-------------------------|---------------|--------|--------------|
| (80) LANGER Alex | | | |
| 1 | 28.721 | | 21:23:59.661 |
| 2 | 28.810 | +0.089 | 21:24:28.471 |
| 3 | 28.742 | +0.021 | 21:24:57.213 |
| 4 | 29.884 | +1.163 | 21:25:27.097 |
| 5 | 29.842 | +1.121 | 21:25:56.939 |
| 6 | 30.494 | +1.773 | 21:26:27.433 |
| 7 | 30.407 | +1.686 | 21:26:57.840 |

| Lap | Lap Tm | Diff | Time of Day |
|------------------------------|---------------|--------|--------------|
| (72) HÖLLBACHER Laura | | | |
| 1 | 31.972 | +0.889 | 21:24:04.730 |
| 2 | 32.038 | +0.955 | 21:24:36.768 |
| 3 | 31.926 | +0.843 | 21:25:08.694 |
| 4 | 31.083 | | 21:25:39.777 |
| 5 | 31.887 | +0.804 | 21:26:11.664 |
| 6 | 34.004 | +2.921 | 21:26:45.668 |

Orbits



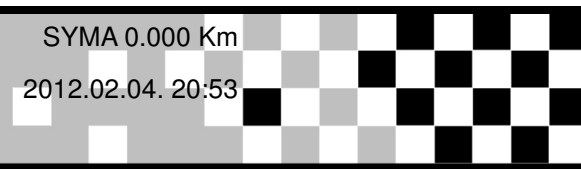
Előfutam / Heat

SYMA 0.000 Km

Supermoto 4.előfutam /Heat 4

2012.02.04. 20:53

Race (7 Laps) started at 21:23:25



| Competitors | Laps | | | | | | | | |
|-----------------------|------|----|----|----|----|----|----|----|----|
| | 0 | 1 | 2 | 3 | 4 | 5 | 6 | 7 | |
| LANGER Alex (80) | 1 | 80 | 46 | 46 | 46 | 46 | 46 | 46 | 46 |
| OPET Dejan (46) | 2 | 46 | 80 | 65 | 65 | 65 | 65 | 65 | 65 |
| MÜLLER Daniel (65) | 3 | 65 | 65 | 80 | 80 | 7 | 7 | 7 | 7 |
| CEBOVIC Jurica (7) | 4 | 7 | 7 | 7 | 7 | 80 | 80 | 80 | 80 |
| HÖLLBACHER Laura (72) | 5 | 72 | 72 | 72 | 72 | 72 | 72 | 72 | 72 |
| - | 6 | | | | | | | | |
| - | 7 | | | | | | | | |



Terem/Indoor SUPER-MOTO-CROSS

Sorted on Laps

Középdöntő / Semi Final

SYMA 0.000 Km

Supermoto 5.középdöntő / Semi Final

2012.02.04. 21:48

Race (8 Laps) started at 22:35:13

| Pos | No. | Name | Nat. | Make | Total Tm | Diff | Laps | L |
|-----|-----|--------------------|------|-----------|----------|--------|------|---|
| 1 | 112 | SCHRUF Hanson | AUT | Husaberg | 3:35.003 | | 8 | |
| 2 | 94 | HÖLLBACHER Lukas | AUT | KTM | 3:39.882 | 4.879 | 8 | |
| 3 | 941 | TELLENBACH Patrick | SUI | Yamaha | 3:42.232 | 7.229 | 8 | |
| 4 | 11 | TÓTH Ádám | HUN | KTM | 3:42.767 | 7.764 | 8 | |
| 5 | 79 | KARANYOTOV Angel | BUL | KTM | 3:47.542 | 12.539 | 8 | |
| 6 | 38 | BOROS Tamás | HUN | KTM | 3:48.870 | 13.867 | 8 | |
| 7 | 8 | HÁZOS Ferenc | HUN | KTM | 4:05.308 | 30.305 | 8 | |
| 8 | 527 | KACZOROWSKY Piotr | POL | Honda | 3:41.856 | 1 Lap | 7 | |
| 9 | 111 | HOCHREITER Heinz | AUT | Suzuki | 3:52.504 | 1 Lap | 7 | |
| 10 | 13 | MANCZAK Wojciech | POL | Husqvarna | 3:40.593 | 2 Laps | 6 | |

Margin of Victory**Avg. Speed****Best Lap Tm****Best Speed****Best Lap by**

4.879

-

25.258

-

11 - TÓTH Ádám

Orbits



Terem/Indoor SUPER-MOTO-CROSS

Középdöntő / Semi Final

SYMA 0.000 Km

Supermoto 5.középdöntő / Semi Final

2012.02.04. 21:48

Race (8 Laps) started at 22:35:13

| Lap | Lap Tm | Diff | Time of Day |
|----------------------------|---------------|--------|--------------|
| (112) SCHRUF Hanson | | | |
| 1 | 26.370 | +0.625 | 22:35:45.546 |
| 2 | 25.745 | | 22:36:11.291 |
| 3 | 26.428 | +0.683 | 22:36:37.719 |
| 4 | 25.929 | +0.184 | 22:37:03.648 |
| 5 | 26.144 | +0.399 | 22:37:29.792 |
| 6 | 25.748 | +0.003 | 22:37:55.540 |
| 7 | 26.045 | +0.300 | 22:38:21.585 |
| 8 | 27.373 | +1.628 | 22:38:48.958 |

| Lap | Lap Tm | Diff | Time of Day |
|------------------------------|---------------|--------|--------------|
| (94) HÖLLBACHER Lukas | | | |
| 1 | 26.998 | +0.732 | 22:35:46.535 |
| 2 | 26.299 | +0.033 | 22:36:12.834 |
| 3 | 26.755 | +0.489 | 22:36:39.589 |
| 4 | 27.345 | +1.079 | 22:37:06.934 |
| 5 | 26.266 | | 22:37:33.200 |
| 6 | 26.780 | +0.514 | 22:37:59.980 |
| 7 | 26.285 | +0.019 | 22:38:26.265 |
| 8 | 27.572 | +1.306 | 22:38:53.837 |

| Lap | Lap Tm | Diff | Time of Day |
|---------------------------------|---------------|--------|--------------|
| (941) TELLENBACH Patrick | | | |
| 1 | 28.692 | +2.801 | 22:35:48.847 |
| 2 | 27.726 | +1.835 | 22:36:16.573 |
| 3 | 26.702 | +0.811 | 22:36:43.275 |
| 4 | 27.507 | +1.616 | 22:37:10.782 |
| 5 | 26.715 | +0.824 | 22:37:37.497 |
| 6 | 25.891 | | 22:38:03.388 |
| 7 | 25.972 | +0.081 | 22:38:29.360 |
| 8 | 26.827 | +0.936 | 22:38:56.187 |

| Lap | Lap Tm | Diff | Time of Day |
|-----------------------|---------------|--------|--------------|
| (11) TÓTH Ádám | | | |
| 1 | 28.853 | +3.595 | 22:35:50.616 |
| 2 | 27.986 | +2.728 | 22:36:18.602 |
| 3 | 27.409 | +2.151 | 22:36:46.011 |
| 4 | 26.373 | +1.115 | 22:37:12.384 |
| 5 | 26.950 | +1.692 | 22:37:39.334 |
| 6 | 26.401 | +1.143 | 22:38:05.735 |
| 7 | 25.258 | | 22:38:30.993 |
| 8 | 25.729 | +0.471 | 22:38:56.722 |

| Lap | Lap Tm | Diff | Time of Day |
|------------------------------|---------------|--------|--------------|
| (79) KARANYOTOV Angel | | | |
| 1 | 29.610 | +3.197 | 22:35:50.301 |
| 2 | 27.802 | +1.389 | 22:36:18.103 |
| 3 | 27.556 | +1.143 | 22:36:45.659 |
| 4 | 27.835 | +1.422 | 22:37:13.494 |
| 5 | 26.413 | | 22:37:39.907 |
| 6 | 27.404 | +0.991 | 22:38:07.311 |
| 7 | 26.747 | +0.334 | 22:38:34.058 |
| 8 | 27.439 | +1.026 | 22:39:01.497 |

| Lap | Lap Tm | Diff | Time of Day |
|-------------------------|---------------|--------|--------------|
| (38) BOROS Tamás | | | |
| 1 | 27.974 | +0.900 | 22:35:47.604 |
| 2 | 27.317 | +0.243 | 22:36:14.921 |
| 3 | 27.074 | | 22:36:41.995 |
| 4 | 27.858 | +0.784 | 22:37:09.853 |
| 5 | 28.141 | +1.067 | 22:37:37.994 |
| 6 | 28.225 | +1.151 | 22:38:06.219 |
| 7 | 28.372 | +1.298 | 22:38:34.591 |
| 8 | 28.234 | +1.160 | 22:39:02.825 |

| Lap | Lap Tm | Diff | Time of Day |
|-------------------------|--------|--------|--------------|
| (8) HÁZOS Ferenc | | | |
| 1 | 33.921 | +5.858 | 22:35:55.575 |
| 2 | 29.255 | +1.192 | 22:36:24.830 |
| 3 | 28.778 | +0.715 | 22:36:53.608 |
| 4 | 28.564 | +0.501 | 22:37:22.172 |

| Lap | Lap Tm | Diff | Time of Day |
|-----|---------------|--------|--------------|
| 5 | 28.193 | +0.130 | 22:37:50.365 |
| 6 | 28.063 | | 22:38:18.428 |
| 7 | 29.717 | +1.654 | 22:38:48.145 |
| 8 | 31.118 | +3.055 | 22:39:19.263 |

| Lap | Lap Tm | Diff | Time of Day |
|--------------------------------|---------------|--------|--------------|
| (527) KACZOROWSKY Piotr | | | |
| 1 | 31.951 | +3.569 | 22:35:54.286 |
| 2 | 29.316 | +0.934 | 22:36:23.602 |
| 3 | 28.382 | | 22:36:51.984 |
| 4 | 29.906 | +1.524 | 22:37:21.890 |
| 5 | 34.364 | +5.982 | 22:37:56.254 |
| 6 | 29.320 | +0.938 | 22:38:25.574 |
| 7 | 30.237 | +1.855 | 22:38:55.811 |

| Lap | Lap Tm | Diff | Time of Day |
|-------------------------------|---------------|---------|--------------|
| (111) HOCHREITER Heinz | | | |
| 1 | 28.894 | +1.828 | 22:35:49.497 |
| 2 | 27.642 | +0.576 | 22:36:17.139 |
| 3 | 27.580 | +0.514 | 22:36:44.719 |
| 4 | 27.224 | +0.158 | 22:37:11.943 |
| 5 | 28.877 | +1.811 | 22:37:40.820 |
| 6 | 27.066 | | 22:38:07.886 |
| 7 | 58.573 | +31.507 | 22:39:06.459 |

| Lap | Lap Tm | Diff | Time of Day |
|------------------------------|---------------|---------|--------------|
| (13) MANCZAK Wojciech | | | |
| 1 | 32.131 | | 22:35:53.372 |
| 2 | 45.085 | +12.954 | 22:36:38.457 |
| 3 | 33.485 | +1.354 | 22:37:11.942 |
| 4 | 28.879 | -3.252 | 22:37:40.821 |
| 5 | 37.605 | +5.474 | 22:38:18.427 |
| 6 | 36.121 | +3.990 | 22:38:54.549 |

Orbits



Középdöntő / Semi Final

SYMA 0.000 Km

Supermoto 5.középdöntő / Semi Final

2012.02.04. 21:48

Race (8 Laps) started at 22:35:13

| Competitors | Laps | | | | | | | | | |
|--------------------------|------|-----|-----|-----|-----|-----|-----|-----|-----|-----|
| | 0 | 1 | 2 | 3 | 4 | 5 | 6 | 7 | 8 | |
| SCHRUF Hanson (112) | 1 | 112 | 112 | 112 | 112 | 112 | 112 | 112 | 112 | 112 |
| HÖLLBACHER Lukas (94) | 2 | 94 | 94 | 94 | 94 | 94 | 94 | 94 | 94 | 94 |
| BOROS Tamás (38) | 3 | 38 | 38 | 38 | 38 | 38 | 941 | 941 | 941 | 941 |
| TELLENBACH Patrick (941) | 4 | 941 | 941 | 941 | 941 | 941 | 38 | 11 | 11 | 11 |
| HOCHREITER Heinz (111) | 5 | 111 | 111 | 111 | 111 | 111 | 11 | 38 | 79 | 79 |
| KARANYOTOV Angel (79) | 6 | 79 | 79 | 79 | 79 | 11 | 79 | 79 | 38 | 38 |
| MANCZAK Wojciech (13) | 7 | 13 | 11 | 11 | 11 | 79 | 111 | 111 | 8 | 8 |
| HÁZOS Ferenc (8) | 8 | 8 | 13 | 527 | 527 | 527 | 8 | 8 | 527 | 527 |
| TÓTH Ádám (11) | 9 | 11 | 527 | 8 | 8 | 8 | 527 | 527 | 111 | 111 |
| KACZOROWSKY Piotr (527) | 10 | 527 | 8 | 13 | 13 | 13 | 13 | 13 | 13 | 13 |

Terem/Indoor SUPER-MOTO-CROSS

Sorted on Laps

Középdöntő / Semi Final

SYMA 0.000 Km

Supermoto 6.középdöntő / Semi Final

2012.02.04. 21:56

Race (8 Laps) started at 22:43:36

| Pos | No. | Name | Nat. | Make | Total Tm | Diff | Laps | L |
|-----|-----|------------------|------|-----------|----------|--------|------|---|
| 1 | 71 | KEJMAR Pavel | CZE | KTM | 3:33.484 | | 8 | |
| 2 | 83 | DOBIAS Radek | SVK | Husqvarna | 3:35.420 | 1.936 | 8 | |
| 3 | 49 | VOGELSANG Reto | SUI | Yamaha | 3:36.831 | 3.347 | 8 | |
| 4 | 65 | MÜLLER Daniel | SUI | Yamaha | 3:38.014 | 4.530 | 8 | |
| 5 | 7 | CEBOVIC Jurica | CRO | Yamaha | 3:44.935 | 11.451 | 8 | |
| 6 | 46 | OPET Dejan | CRO | Yamaha | 3:47.912 | 14.428 | 8 | |
| 7 | 85 | ÓNODI Benjámín | HUN | KTM | 3:49.394 | 15.910 | 8 | |
| 8 | 24 | NAPIERALA Rafal | POL | Yamaha | 3:34.360 | 1 Lap | 7 | |
| 9 | 72 | HÖLLBACHER Laura | AUT | KTM | 3:50.767 | 1 Lap | 7 | |
| 10 | 80 | LANGER Alex | AUT | KTM | 3:58.717 | 1 Lap | 7 | |

Margin of Victory**Avg. Speed****Best Lap Tm****Best Speed****Best Lap by**

1.936

-

25.367

-

71 - KEJMAR Pavel

Orbits



Terem/Indoor SUPER-MOTO-CROSS

Középdöntő / Semi Final

SYMA 0.000 Km

Supermoto 6.középdöntő / Semi Final

2012.02.04. 21:56

Race (8 Laps) started at 22:43:36

| Lap | Lap Tm | Diff | Time of Day |
|--------------------------|---------------|--------|--------------|
| (71) KEJMAR Pavel | | | |
| 1 | 25.931 | +0.564 | 22:44:07.355 |
| 2 | 25.367 | | 22:44:32.722 |
| 3 | 25.610 | +0.243 | 22:44:58.332 |
| 4 | 26.129 | +0.762 | 22:45:24.461 |
| 5 | 25.489 | +0.122 | 22:45:49.950 |
| 6 | 25.778 | +0.411 | 22:46:15.728 |
| 7 | 26.638 | +1.271 | 22:46:42.366 |
| 8 | 27.380 | +2.013 | 22:47:09.746 |

| Lap | Lap Tm | Diff | Time of Day |
|--------------------------|---------------|--------|--------------|
| (83) DOBIAS Radek | | | |
| 1 | 26.206 | +0.296 | 22:44:08.128 |
| 2 | 25.910 | | 22:44:34.038 |
| 3 | 26.181 | +0.271 | 22:45:00.219 |
| 4 | 26.064 | +0.154 | 22:45:26.283 |
| 5 | 26.547 | +0.637 | 22:45:52.830 |
| 6 | 26.264 | +0.354 | 22:46:19.094 |
| 7 | 26.255 | +0.345 | 22:46:45.349 |
| 8 | 26.333 | +0.423 | 22:47:11.682 |

| Lap | Lap Tm | Diff | Time of Day |
|----------------------------|---------------|--------|--------------|
| (49) VOGELSANG Reto | | | |
| 1 | 27.043 | +1.489 | 22:44:09.579 |
| 2 | 26.767 | +1.213 | 22:44:36.346 |
| 3 | 26.408 | +0.854 | 22:45:02.754 |
| 4 | 25.871 | +0.317 | 22:45:28.625 |
| 5 | 25.659 | +0.105 | 22:45:54.284 |
| 6 | 26.256 | +0.702 | 22:46:20.540 |
| 7 | 25.554 | | 22:46:46.094 |
| 8 | 26.999 | +1.445 | 22:47:13.093 |

| Lap | Lap Tm | Diff | Time of Day |
|---------------------------|---------------|--------|--------------|
| (65) MÜLLER Daniel | | | |
| 1 | 27.634 | +1.902 | 22:44:10.615 |
| 2 | 27.006 | +1.274 | 22:44:37.621 |
| 3 | 26.351 | +0.619 | 22:45:03.972 |
| 4 | 25.732 | | 22:45:29.704 |
| 5 | 25.904 | +0.172 | 22:45:55.608 |
| 6 | 26.144 | +0.412 | 22:46:21.752 |
| 7 | 25.998 | +0.266 | 22:46:47.750 |
| 8 | 26.526 | +0.794 | 22:47:14.276 |

| Lap | Lap Tm | Diff | Time of Day |
|---------------------------|---------------|--------|--------------|
| (7) CEBOVIC Jurica | | | |
| 1 | 28.138 | +1.205 | 22:44:11.460 |
| 2 | 27.384 | +0.451 | 22:44:38.844 |
| 3 | 26.933 | | 22:45:05.777 |
| 4 | 27.015 | +0.082 | 22:45:32.792 |
| 5 | 27.329 | +0.396 | 22:46:00.121 |
| 6 | 26.954 | +0.021 | 22:46:27.075 |
| 7 | 26.962 | +0.029 | 22:46:54.037 |
| 8 | 27.160 | +0.227 | 22:47:21.197 |

| Lap | Lap Tm | Diff | Time of Day |
|------------------------|---------------|--------|--------------|
| (46) OPET Dejan | | | |
| 1 | 26.955 | +0.884 | 22:44:08.958 |
| 2 | 35.958 | +9.887 | 22:44:44.916 |
| 3 | 27.056 | +0.985 | 22:45:11.972 |
| 4 | 27.080 | +1.009 | 22:45:39.052 |
| 5 | 26.071 | | 22:46:05.123 |
| 6 | 26.577 | +0.506 | 22:46:31.700 |
| 7 | 26.278 | +0.207 | 22:46:57.978 |
| 8 | 26.196 | +0.125 | 22:47:24.174 |

| Lap | Lap Tm | Diff | Time of Day |
|----------------------------|--------|--------|--------------|
| (85) ÓNODI Benjámín | | | |
| 1 | 34.520 | +8.741 | 22:44:17.111 |
| 2 | 28.487 | +2.708 | 22:44:45.598 |
| 3 | 26.826 | +1.047 | 22:45:12.424 |
| 4 | 27.400 | +1.621 | 22:45:39.824 |

| Lap | Lap Tm | Diff | Time of Day |
|-----|---------------|--------|--------------|
| 5 | 26.746 | +0.967 | 22:46:06.570 |
| 6 | 25.779 | | 22:46:32.349 |
| 7 | 26.341 | +0.562 | 22:46:58.690 |
| 8 | 26.966 | +1.187 | 22:47:25.656 |

| Lap | Lap Tm | Diff | Time of Day |
|-----------------------------|---------------|--------|--------------|
| (24) NAPIERALA Rafal | | | |
| 1 | 30.774 | +2.409 | 22:44:14.649 |
| 2 | 31.226 | +2.861 | 22:44:45.875 |
| 3 | 28.753 | +0.388 | 22:45:14.628 |
| 4 | 29.241 | +0.876 | 22:45:43.869 |
| 5 | 28.365 | | 22:46:12.234 |
| 6 | 28.687 | +0.322 | 22:46:40.921 |
| 7 | 29.701 | +1.336 | 22:47:10.622 |

| Lap | Lap Tm | Diff | Time of Day |
|------------------------------|---------------|--------|--------------|
| (72) HÖLLBACHER Laura | | | |
| 1 | 32.404 | +1.220 | 22:44:17.249 |
| 2 | 32.423 | +1.239 | 22:44:49.672 |
| 3 | 31.292 | +0.108 | 22:45:20.964 |
| 4 | 31.486 | +0.302 | 22:45:52.450 |
| 5 | 32.080 | +0.896 | 22:46:24.530 |
| 6 | 31.315 | +0.131 | 22:46:55.845 |
| 7 | 31.184 | | 22:47:27.029 |

| Lap | Lap Tm | Diff | Time of Day |
|-------------------------|---------------|---------|--------------|
| (80) LANGER Alex | | | |
| 1 | 29.603 | | 22:44:12.906 |
| 2 | 43.656 | +14.053 | 22:44:56.562 |
| 3 | 32.431 | +2.828 | 22:45:28.993 |
| 4 | 32.513 | +2.910 | 22:46:01.506 |
| 5 | 32.405 | +2.802 | 22:46:33.911 |
| 6 | 30.355 | +0.752 | 22:47:04.266 |
| 7 | 30.713 | +1.110 | 22:47:34.979 |

Középdöntő / Semi Final

SYMA 0.000 Km

Supermoto 6.középdöntő / Semi Final

2012.02.04. 21:56

Race (8 Laps) started at 22:43:36

| Competitors | Laps | | | | | | | | |
|-----------------------|------|----|----|----|----|----|----|----|----|
| | 0 | 1 | 2 | 3 | 4 | 5 | 6 | 7 | 8 |
| KEJMAR Pavel (71) | 1 | 71 | 71 | 71 | 71 | 71 | 71 | 71 | 71 |
| DOBIAS Radek (83) | 2 | 83 | 83 | 83 | 83 | 83 | 83 | 83 | 83 |
| OPET Dejan (46) | 3 | 46 | 46 | 49 | 49 | 49 | 49 | 49 | 49 |
| VOGELSANG Reto (49) | 4 | 49 | 49 | 65 | 65 | 65 | 65 | 65 | 65 |
| ÓNODI Benjámín (85) | 5 | 85 | 65 | 7 | 7 | 7 | 7 | 7 | 7 |
| MÜLLER Daniel (65) | 6 | 65 | 7 | 46 | 46 | 46 | 46 | 46 | 46 |
| LANGER Alex (80) | 7 | 80 | 80 | 85 | 85 | 85 | 85 | 85 | 85 |
| CEBOVIC Jurica (7) | 8 | 7 | 24 | 24 | 24 | 24 | 24 | 24 | 24 |
| NAPIERALA Rafal (24) | 9 | 24 | 85 | 72 | 72 | 72 | 72 | 72 | 72 |
| HÖLLBACHER Laura (72) | 10 | 72 | 72 | 80 | 80 | 80 | 80 | 80 | 80 |

Terem/Indoor SUPER-MOTO-CROSS

Sorted on Laps

Döntő / Final

SYMA 0.000 Km

Supermoto 7.döntő / Final

2012.02.04. 22:17

Race (8 Laps) started at 23:17:09

| Pos | No. | Name | Nat. | Make | Total Tm | Diff | Laps | L |
|-----|-----|--------------------|------|-----------|----------|--------|------|---|
| 1 | 112 | SCHRUF Hanson | AUT | Husaberg | 3:27.211 | | 8 | |
| 2 | 79 | KARANYOTOV Angel | BUL | KTM | 3:30.688 | 3.477 | 8 | |
| 3 | 94 | HÖLLBACHER Lukas | AUT | KTM | 3:31.114 | 3.903 | 8 | |
| 4 | 71 | KEJMAR Pavel | CZE | KTM | 3:31.987 | 4.776 | 8 | |
| 5 | 49 | VOGELSANG Reto | SUI | Yamaha | 3:33.184 | 5.973 | 8 | |
| 6 | 11 | TÓTH Ádám | HUN | KTM | 3:33.803 | 6.592 | 8 | |
| 7 | 65 | MÜLLER Daniel | SUI | Yamaha | 3:35.006 | 7.795 | 8 | |
| 8 | 941 | TELLENBACH Patrick | SUI | Yamaha | 3:36.065 | 8.854 | 8 | |
| 9 | 7 | CEBOVIC Jurica | CRO | Yamaha | 3:46.766 | 19.555 | 8 | |
| 10 | 83 | DOBIAS Radek | SVK | Husqvarna | 3:49.183 | 21.972 | 8 | |

Margin of Victory

Avg. Speed

Best Lap Tm

Best Speed

Best Lap by

3.477

-

24.595

-

94 - HÖLLBACHER Lukas

Orbits



Terem/Indoor SUPER-MOTO-CROSS

Döntő / Final

SYMA 0.000 Km

Supermoto 7.döntő / Final

2012.02.04. 22:17

Race (8 Laps) started at 23:17:09

| Lap | Lap Tm | Diff | Time of Day |
|----------------------------|---------------|--------|--------------|
| (112) SCHRUF Hanson | | | |
| 1 | 25.198 | +0.297 | 23:17:39.978 |
| 2 | 25.473 | +0.572 | 23:18:05.451 |
| 3 | 25.216 | +0.315 | 23:18:30.667 |
| 4 | 25.151 | +0.250 | 23:18:55.818 |
| 5 | 24.901 | | 23:19:20.719 |
| 6 | 25.156 | +0.255 | 23:19:45.875 |
| 7 | 25.300 | +0.399 | 23:20:11.175 |
| 8 | 25.441 | +0.540 | 23:20:36.616 |

| Lap | Lap Tm | Diff | Time of Day |
|------------------------------|---------------|--------|--------------|
| (79) KARANYOTOV Angel | | | |
| 1 | 26.756 | +1.630 | 23:17:42.081 |
| 2 | 25.947 | +0.821 | 23:18:08.028 |
| 3 | 25.420 | +0.294 | 23:18:33.448 |
| 4 | 25.404 | +0.278 | 23:18:58.852 |
| 5 | 25.370 | +0.244 | 23:19:24.222 |
| 6 | 25.416 | +0.290 | 23:19:49.638 |
| 7 | 25.329 | +0.203 | 23:20:14.967 |
| 8 | 25.126 | | 23:20:40.093 |

| Lap | Lap Tm | Diff | Time of Day |
|------------------------------|---------------|--------|--------------|
| (94) HÖLLBACHER Lukas | | | |
| 1 | 26.144 | +1.549 | 23:17:41.368 |
| 2 | 27.066 | +2.471 | 23:18:08.434 |
| 3 | 26.557 | +1.962 | 23:18:34.991 |
| 4 | 25.788 | +1.193 | 23:19:00.779 |
| 5 | 24.920 | +0.325 | 23:19:25.699 |
| 6 | 25.421 | +0.826 | 23:19:51.120 |
| 7 | 24.804 | +0.209 | 23:20:15.924 |
| 8 | 24.595 | | 23:20:40.519 |

| Lap | Lap Tm | Diff | Time of Day |
|--------------------------|---------------|--------|--------------|
| (71) KEJMAR Pavel | | | |
| 1 | 27.501 | +2.888 | 23:17:43.115 |
| 2 | 26.079 | +1.466 | 23:18:09.194 |
| 3 | 26.319 | +1.706 | 23:18:35.513 |
| 4 | 25.905 | +1.292 | 23:19:01.418 |
| 5 | 25.262 | +0.649 | 23:19:26.680 |
| 6 | 25.271 | +0.658 | 23:19:51.951 |
| 7 | 24.828 | +0.215 | 23:20:16.779 |
| 8 | 24.613 | | 23:20:41.392 |

| Lap | Lap Tm | Diff | Time of Day |
|----------------------------|---------------|--------|--------------|
| (49) VOGELSANG Reto | | | |
| 1 | 28.653 | +3.927 | 23:17:44.309 |
| 2 | 26.045 | +1.319 | 23:18:10.354 |
| 3 | 26.420 | +1.694 | 23:18:36.774 |
| 4 | 25.543 | +0.817 | 23:19:02.317 |
| 5 | 25.145 | +0.419 | 23:19:27.462 |
| 6 | 25.324 | +0.598 | 23:19:52.786 |
| 7 | 25.077 | +0.351 | 23:20:17.863 |
| 8 | 24.726 | | 23:20:42.589 |

| Lap | Lap Tm | Diff | Time of Day |
|-----------------------|---------------|--------|--------------|
| (11) TÓTH Ádám | | | |
| 1 | 28.449 | +3.572 | 23:17:45.218 |
| 2 | 26.220 | +1.343 | 23:18:11.438 |
| 3 | 25.851 | +0.974 | 23:18:37.289 |
| 4 | 25.709 | +0.832 | 23:19:02.998 |
| 5 | 25.093 | +0.216 | 23:19:28.091 |
| 6 | 25.079 | +0.202 | 23:19:53.170 |
| 7 | 25.161 | +0.284 | 23:20:18.331 |
| 8 | 24.877 | | 23:20:43.208 |

| Lap | Lap Tm | Diff | Time of Day |
|---------------------------|--------|--------|--------------|
| (65) MÜLLER Daniel | | | |
| 1 | 28.805 | +3.943 | 23:17:44.807 |
| 2 | 27.891 | +3.029 | 23:18:12.698 |
| 3 | 25.789 | +0.927 | 23:18:38.487 |
| 4 | 25.729 | +0.867 | 23:19:04.216 |

| Lap | Lap Tm | Diff | Time of Day |
|-----|---------------|--------|--------------|
| 5 | 25.308 | +0.446 | 23:19:29.524 |
| 6 | 24.998 | +0.136 | 23:19:54.522 |
| 7 | 24.862 | | 23:20:19.384 |
| 8 | 25.027 | +0.165 | 23:20:44.411 |

| Lap | Lap Tm | Diff | Time of Day |
|---------------------------------|---------------|--------|--------------|
| (941) TELLENBACH Patrick | | | |
| 1 | 28.812 | +3.965 | 23:17:45.850 |
| 2 | 27.877 | +3.030 | 23:18:13.727 |
| 3 | 25.649 | +0.802 | 23:18:39.376 |
| 4 | 25.508 | +0.661 | 23:19:04.884 |
| 5 | 24.854 | +0.007 | 23:19:29.738 |
| 6 | 25.438 | +0.591 | 23:19:55.176 |
| 7 | 24.847 | | 23:20:20.023 |
| 8 | 25.447 | +0.600 | 23:20:45.470 |

| Lap | Lap Tm | Diff | Time of Day |
|---------------------------|---------------|--------|--------------|
| (7) CEBOVIC Jurica | | | |
| 1 | 29.564 | +3.118 | 23:17:47.022 |
| 2 | 27.527 | +1.081 | 23:18:14.549 |
| 3 | 27.190 | +0.744 | 23:18:41.739 |
| 4 | 27.275 | +0.829 | 23:19:09.014 |
| 5 | 26.566 | +0.120 | 23:19:35.580 |
| 6 | 26.446 | | 23:20:02.026 |
| 7 | 27.290 | +0.844 | 23:20:29.316 |
| 8 | 26.855 | +0.409 | 23:20:56.171 |

| Lap | Lap Tm | Diff | Time of Day |
|--------------------------|---------------|---------|--------------|
| (83) DOBIAS Radek | | | |
| 1 | 27.346 | +1.273 | 23:17:43.423 |
| 2 | 26.073 | | 23:18:09.496 |
| 3 | 26.437 | +0.364 | 23:18:35.933 |
| 4 | 37.154 | +11.081 | 23:19:13.087 |
| 5 | 26.406 | +0.333 | 23:19:39.493 |
| 6 | 26.315 | +0.242 | 23:20:05.808 |
| 7 | 26.359 | +0.286 | 23:20:32.167 |
| 8 | 26.421 | +0.348 | 23:20:58.588 |

Orbits



Döntő / Final

SYMA 0.000 Km

Supermoto 7.döntő / Final

2012.02.04. 22:17

Race (8 Laps) started at 23:17:09

| Competitors | Laps | | | | | | | | | |
|--------------------------|------|-----|-----|-----|-----|-----|-----|-----|-----|-----|
| | 0 | 1 | 2 | 3 | 4 | 5 | 6 | 7 | 8 | |
| SCHRUF Hanson (112) | 1 | 112 | 112 | 112 | 112 | 112 | 112 | 112 | 112 | 112 |
| HÖLLBACHER Lukas (94) | 2 | 94 | 94 | 79 | 79 | 79 | 79 | 79 | 79 | 79 |
| KARANYOTOV Angel (79) | 3 | 79 | 79 | 94 | 94 | 94 | 94 | 94 | 94 | 94 |
| KEJMAR Pavel (71) | 4 | 71 | 71 | 71 | 71 | 71 | 71 | 71 | 71 | 71 |
| VOGELSANG Reto (49) | 5 | 49 | 83 | 83 | 83 | 49 | 49 | 49 | 49 | 49 |
| MÜLLER Daniel (65) | 6 | 65 | 49 | 49 | 49 | 11 | 11 | 11 | 11 | 11 |
| DOBIAS Radek (83) | 7 | 83 | 65 | 11 | 11 | 65 | 65 | 65 | 65 | 65 |
| TÓTH Ádám (11) | 8 | 11 | 11 | 65 | 65 | 941 | 941 | 941 | 941 | 941 |
| TELLENBACH Patrick (941) | 9 | 941 | 941 | 941 | 941 | 7 | 7 | 7 | 7 | 7 |
| CEBOVIC Jurica (7) | 10 | 7 | 7 | 7 | 7 | 83 | 83 | 83 | 83 | 83 |