

MAMS Minicross és Pitbike MX Kupa 3.f.

Sorted on Best Lap time

Sport140 - Women - 10/10 Semi Auto

Órbottyán 1,200 Km

Szabadedzés - Free Practice

2013.07.27. 10:25

Practice started at 10:29:39

Pos	PIC	No.	Name	Club	Motor	Class	Laps	Best Tm	Diff	Gap	In Lap
1	1	183	BUZÁS Péter	TEAM Pitbike.hu	Pitsterpro	Sport140	4	1:33.148			2
2	1	31	RABA Kristel	Észto.	Pitpro	Women	4	1:33.600	0.452	0.452	4
3	2	19	RABA KRISTIINA	Észto.	Pitpro	Women	4	1:33.973	0.825	0.373	2
4	2	169	MOLNÁR Péter	TEAM Pitbike.hu	Pitsterpro	Sport140	4	1:35.499	2.351	1.526	3
5	3	737	JANEZIC Aljaz	TEAM Stomp Slovenia	Stomp	Sport140	4	1:38.766	5.618	3.267	3
6	4	893	SZARKA Tibor	TEAM Pitbike.hu	Pitsterpro	Sport140	4	1:39.795	6.647	1.029	2
7	5	11	VARGA Levente*	Székesfehérvári ME	Pitsterpro	Sport140	4	1:40.710	7.562	0.915	1
8	6	420	JÓSA Viktor	TEAM Pitbike.hu	Pitsterpro	Sport140	4	1:40.762	7.614	0.052	2
9	1	273	MARQUES Miguel	Franciao.	YCF	10/10 Semi auto	4	1:40.793	7.645	0.031	3
10	3	999	JALAS Kris	Észto.	BUCCI	Women	4	1:40.870	7.722	0.077	3
11	7	44	RÁCZ Szilárd		Pitsterpro	Sport140	2	1:52.388	19.240	11.518	2
12	8	104	SZABÓ Viktor*	TEAM Pitbike.hu	PitsterPro	Sport140					0

Orbits

Az eredmény nem hivatalos, amíg azt a felügyelőtestület / zsűri jóvá nem hagyta. / These results are provisional, until the conclusion of any judicial and technical matters.

MAMS Minicross és Pitbike MX Kupa 3.f.

Sport140 - Women - 10/10 Semi Auto

Órbottyán 1,200 Km

Szabadedzés - Free Practice

2013.07.27. 10:25

Practice started at 10:29:39

Lap	Lap Tm	Diff	Time of Day
(183) BUZÁS Péter			
1	1:35.743	+2.595	10:33:16.477
2	1:33.148		10:34:49.625
3	1:35.497	+2.349	10:36:25.122
4	1:33.982	+0.834	10:37:59.104

Lap	Lap Tm	Diff	Time of Day
(31) RABA Kristel			
1	1:34.861	+1.261	10:32:30.177
2	1:39.539	+5.939	10:34:09.716
3	2:01.198	+27.598	10:36:10.914
4	1:33.600		10:37:44.514

Lap	Lap Tm	Diff	Time of Day
(19) RABA KRISTIINA			
1	1:39.595	+5.622	10:32:49.450
2	1:33.973		10:34:23.423
3	1:41.648	+7.675	10:36:05.071
4	1:51.045	+17.072	10:37:56.116

Lap	Lap Tm	Diff	Time of Day
(169) MOLNÁR Péter			
1	1:41.590	+6.091	10:32:43.094
2	1:42.671	+7.172	10:34:25.765
3	1:35.499		10:36:01.264
4	2:34.388	+58.889	10:38:35.652

Lap	Lap Tm	Diff	Time of Day
(737) JANEZIC Aljaz			
1	1:40.038	+1.272	10:32:56.464
2	1:40.757	+1.991	10:34:37.221
3	1:38.766		10:36:15.987
4	1:39.084	+0.318	10:37:55.071

Lap	Lap Tm	Diff	Time of Day
(893) SZARKA Tibor			
1	1:41.370	+1.575	10:33:07.845
2	1:39.795		10:34:47.640
3	1:46.705	+6.910	10:36:34.345
4	1:58.834	+19.039	10:38:33.179

Lap	Lap Tm	Diff	Time of Day
(11) VARGA Levente*			
1	1:40.710		10:32:53.482
2	1:46.740	+6.030	10:34:40.222
3	1:47.094	+6.384	10:36:27.316
4	1:45.720	+5.010	10:38:13.036

Lap	Lap Tm	Diff	Time of Day
(420) JÓSA Viktor			
1	1:43.892	+3.130	10:33:23.111
2	1:40.762		10:35:03.873
3	1:42.326	+1.564	10:36:46.199
4	1:45.077	+4.315	10:38:31.276

Lap	Lap Tm	Diff	Time of Day
(273) MARQUES Miguel			
1	1:42.232	+1.439	10:32:47.871
2	1:41.641	+0.848	10:34:29.512
3	1:40.793		10:36:10.305
4	1:58.691	+17.898	10:38:08.996

Lap	Lap Tm	Diff	Time of Day
(999) JALAS Kris			
1	1:42.236	+1.366	10:32:50.188
2	1:54.766	+13.896	10:34:44.954
3	1:40.870		10:36:25.824
4	1:46.208	+5.338	10:38:12.032

Lap	Lap Tm	Diff	Time of Day
(44) RÁCZ Szilárd			
1	1:53.115	+0.727	10:33:17.542
2	1:52.388		10:35:09.930

MAMS Minicross és Pitbike MX Kupa 3.f.

Sorted on Best Lap time

Sport140 - Women - 10/10 Semi Auto

Őrbottyán 1,200 Km

Mért edzés - Qualifying

2013.07.27. 11:30

Qualifying started at 11:36:28

Pos	PIC	No.	Name	Club	Motor	Class	Laps	Best Tm	Diff	Gap	In Lap
1	1	19	RABA KRISTIINA	Észto.	Pitpro	Women	5	1:29.394			3
2	2	31	RABA Kristel	Észto.	Pitpro	Women	5	1:30.355	0.961	0.961	4
3	1	169	MOLNÁR Péter	TEAM Pitbike.hu	Pitsterpro	Sport140	5	1:31.347	1.953	0.992	1
4	2	183	BUZÁS Péter	TEAM Pitbike.hu	Pitsterpro	Sport140	5	1:32.297	2.903	0.950	1
5	3	893	SZARKA Tibor	TEAM Pitbike.hu	Pitsterpro	Sport140	4	1:33.262	3.868	0.965	2
6	4	11	VARGA Levente*	Székesfehérvári ME	Pitsterpro	Sport140	4	1:34.151	4.757	0.889	1
7	5	35	VARGA Zsolt	MAMI TEAM FEHÉR	Pitsterpro	Sport140	5	1:36.103	6.709	1.952	1
8	6	737	JANEZIC Aljaz	TEAM Stomp Slovenia	Stomp	Sport140	5	1:36.194	6.800	0.091	3
9	1	273	MARQUES Miguel	Franciao.	YCF	10/10 Semi auto	5	1:36.709	7.315	0.515	2
10	3	999	JALAS Kris	Észto.	BUCCI	Women	5	1:38.772	9.378	2.063	3
11	7	104	SZABÓ Viktor*	TEAM Pitbike.hu	PitsterPro	Sport140	5	1:41.238	11.844	2.466	2
12	8	44	RÁCZ Szilárd		Pitsterpro	Sport140	1	1:48.940	19.546	7.702	1
13	9	420	JÓSA Viktor	TEAM Pitbike.hu	Pitsterpro	Sport140					0

Orbits

Az eredmény nem hivatalos, amíg azt a felügyelőtestület / zsűri jóvá nem hagyta. / These results are provisional, until the conclusion of any judicial and technical matters.

MAMS Minicross és Pitbike MX Kupa 3.f.

Sport140 - Women - 10/10 Semi Auto

Órbottyán 1,200 Km

Mért edzés - Qualifying

2013.07.27. 11:30

Qualifying started at 11:36:28

Lap	Lap Tm	Diff	Time of Day
(19) RABA KRISTIINA			
1	1:37.421	+8.027	11:39:48.081
2	1:29.915	+0.521	11:41:17.996
3	1:29.394		11:42:47.390
4	1:58.410	+29.016	11:44:45.800
5	1:37.684	+8.290	11:46:23.484

Lap	Lap Tm	Diff	Time of Day
(31) RABA Kristel			
1	1:30.639	+0.284	11:39:28.318
2	1:32.790	+2.435	11:41:01.108
3	1:31.856	+1.501	11:42:32.964
4	1:30.355		11:44:03.319
5	1:32.305	+1.950	11:45:35.624

Lap	Lap Tm	Diff	Time of Day
(169) MOLNÁR Péter			
1	1:31.347		11:39:30.877
2	1:33.308	+1.961	11:41:04.185
3	2:47.296	+1:15.949	11:43:51.481
4	1:32.639	+1.292	11:45:24.120
5	1:58.584	+27.237	11:47:22.704

Lap	Lap Tm	Diff	Time of Day
(183) BUZÁS Péter			
1	1:32.297		11:39:30.497
2	1:33.055	+0.758	11:41:03.552
3	1:33.438	+1.141	11:42:36.990
4	1:34.695	+2.398	11:44:11.685
5	1:34.138	+1.841	11:45:45.823

Lap	Lap Tm	Diff	Time of Day
(893) SZARKA Tibor			
1	1:34.963	+1.701	11:39:54.720
2	1:33.262		11:41:27.982
3	1:41.953	+8.691	11:43:09.935
4	1:56.853	+23.591	11:45:06.788

Lap	Lap Tm	Diff	Time of Day
(11) VARGA Levente*			
1	1:34.151		11:39:56.651
2	1:32.596	-1.555	11:41:29.247
3	3:45.939	+2:11.788	11:45:15.186
4	1:49.291	+15.140	11:47:04.477

Lap	Lap Tm	Diff	Time of Day
(35) VARGA Zsolt			
1	1:36.103		11:39:42.217
2	1:37.059	+0.956	11:41:19.276
3	1:38.976	+2.873	11:42:58.252
4	2:03.362	+27.259	11:45:01.614
5	1:38.866	+2.763	11:46:40.480

Lap	Lap Tm	Diff	Time of Day
(737) JANEZIC Aljaz			
1	1:40.156	+3.962	11:39:50.270
2	1:36.564	+0.370	11:41:26.834
3	1:36.194		11:43:03.028
4	1:36.912	+0.718	11:44:39.940
5	1:38.559	+2.365	11:46:18.499

Lap	Lap Tm	Diff	Time of Day
(273) MARQUES Miguel			
1	1:37.274	+0.565	11:40:12.324
2	1:36.709		11:41:49.033
3	1:38.603	+1.894	11:43:27.636
4	1:37.089	+0.380	11:45:04.725
5	1:54.083	+17.374	11:46:58.808

Lap	Lap Tm	Diff	Time of Day
(999) JALAS Kris			
1	1:42.797	+4.025	11:40:04.440
2	1:42.451	+3.679	11:41:46.891
3	1:38.772		11:43:25.663

Lap	Lap Tm	Diff	Time of Day
4	1:58.369	+19.597	11:45:24.032
5	1:47.857	+9.085	11:47:11.889

Lap	Lap Tm	Diff	Time of Day
(104) SZABÓ Viktor*			
1	1:43.991	+2.753	11:40:03.198
2	1:41.238		11:41:44.436
3	1:48.062	+6.824	11:43:32.498
4	1:50.883	+9.645	11:45:23.381
5	1:46.533	+5.295	11:47:09.914

Lap	Lap Tm	Diff	Time of Day
(44) RÁCZ Szilárd			
1	1:48.940		11:47:10.424

Lap	Lap Tm	Diff	Time of Day
-----	--------	------	-------------

MAMS Mini Cross & Pitbike MX Kupa



Élő Eredmények - Live Results: www.chronomoto.hu

MAMS Minicross és Pitbike MX Kupa 3.f.

Sorted on Laps

Sport140 - Women - 10/10 Semi Auto

Órbottyán 1,200 Km

1. futam - Race 1

2013.07.27. 14:35

Race (10:00 and 2 Laps) started at 14:35:13

Pos	PIC	No.	Name	Club	Motor	Class	Laps	Total Tm	Diff	Best Tm	Points
1	1	31	RABA Kristel	Észto.	Pitpro	Women	8	13:46.154		1:30.938	25
2	1	893	SZARKA Tibor	TEAM Pitbike.hu	Pitsterpro	Sport140	8	13:47.605	1.451	1:30.848	25
3	2	11	VARGA Levente*	Székesfehérvári ME	Pitsterpro	Sport140	8	13:50.534	4.380	1:31.718	22
4	2	19	RABA KRISTIINA	Észto.	Pitpro	Women	8	14:01.912	15.758	1:31.797	22
5	3	169	MOLNÁR Péter	TEAM Pitbike.hu	Pitsterpro	Sport140	8	14:02.835	16.681	1:32.911	20
6	4	183	BUZÁS Péter	TEAM Pitbike.hu	Pitsterpro	Sport140	8	14:05.992	19.838	1:31.617	18
7	5	737	JANEZIC Aljaz	TEAM Stomp Slovenia	Stomp	Sport140	8	14:30.229	44.075	1:35.284	16
8	1	273	MARQUES Miguel	Franciao.	YCF	10/10 Semi aut	8	15:00.808	1:14.654	1:36.940	25
9	3	999	JALAS Kris	Észto.	BUCCI	Women	8	15:03.120	1:16.966	1:38.468	20
10	6	104	SZABÓ Viktor*	TEAM Pitbike.hu	PitsterPro	Sport140	8	15:09.864	1:23.710	1:39.779	15
11	7	44	RÁCZ Szilárd		Pitsterpro	Sport140	8	15:10.365	1:24.211	1:38.970	14

Not classified (75% = 6 Laps)

		420	JÓSA Viktor	TEAM Pitbike.hu	Pitsterpro	Sport140	1	3:14.240	7 Laps	1:42.415	0
DNS	DNS	35	VARGA Zsolt	MAMI TEAM FEHÉR	Pitsterpro	Sport140			DNS		0

Margin of Victory	Avg. Speed	Best Lap Tm	Best Speed	Best Lap by
1.451	41,832	1:30.848	47,552	893 - SZARKA Tibor

Orbits

Az eredmény nem hivatalos, amíg azt a felügyelőtestület / zsűri jóvá nem hagyta. / These results are provisional, until the conclusion of any judicial and technical matters.



MAMS Mini Cross & Pitbike MX Kupa



Élő Eredmények - Live Results: www.chronomoto.hu

MAMS Minicross és Pitbike MX Kupa 3.f.

Sorted on Laps

Sport140 - Women - 10/10 Semi Auto

Órbottyán 1,200 Km

1. futam - Race 1

2013.07.27. 14:35

Race (10:00 and 2 Laps) started at 14:35:13

Pos	PIC	No.	Name	Club	Motor	Class	Laps	Total Tm	Diff	Best Tm	Points
Sport140											
1	1	893	SZARKA Tibor	TEAM Pitbike.hu	Pitsterpro	Sport140	8	13:47.605		1:30.848	25
2	2	11	VARGA Levente*	Székesfehérvári ME	Pitsterpro	Sport140	8	13:50.534	2.929	1:31.718	22
3	3	169	MOLNÁR Péter	TEAM Pitbike.hu	Pitsterpro	Sport140	8	14:02.835	15.230	1:32.911	20
4	4	183	BUZÁS Péter	TEAM Pitbike.hu	Pitsterpro	Sport140	8	14:05.992	18.387	1:31.617	18
5	5	737	JANEZIC Aljaz	TEAM Stomp Slovenia	Stomp	Sport140	8	14:30.229	42.624	1:35.284	16
6	6	104	SZABÓ Viktor*	TEAM Pitbike.hu	PitsterPro	Sport140	8	15:09.864	1:22.259	1:39.779	15
7	7	44	RÁCZ Szilárd		Pitsterpro	Sport140	8	15:10.365	1:22.760	1:38.970	14
Not classified (75% = 6 Laps)											
		420	JÓSA Viktor	TEAM Pitbike.hu	Pitsterpro	Sport140	1	3:14.240	7 Laps	1:42.415	0
DNS	DNS	35	VARGA Zsolt	MAMI TEAM FEHÉR	Pitsterpro	Sport140			DNS		0
Women											
1	1	31	RABA Kristel	Észto.	Pitpro	Women	8	13:46.154		1:30.938	25
2	2	19	RABA KRISTIINA	Észto.	Pitpro	Women	8	14:01.912	15.758	1:31.797	22
3	3	999	JALAS Kris	Észto.	BUCCI	Women	8	15:03.120	1:16.966	1:38.468	20
10/10 Semi auto											
1	1	273	MARQUES Miguel	Franciao.	YCF	10/10 Semi auti	8	15:00.808		1:36.940	25

Margin of Victory	Avg. Speed	Best Lap Tm	Best Speed	Best Lap by
1.451	41,832	1:30.848	47,552	893 - SZARKA Tibor

Orbits

Az eredmény nem hivatalos, amíg azt a felügyelőtestület / zsűri jóvá nem hagyta. / These results are provisional, until the conclusion of any judicial and technical matters.



MAMS Minicross és Pitbike MX Kupa 3.f.

Sport140 - Women - 10/10 Semi Auto

Órbottyán 1,200 Km

1. futam - Race 1

2013.07.27. 14:35

Race (10:00 and 2 Laps) started at 14:35:13

Lap	Lap Tm	Diff	Time of Day
(31) RABA Kristel			
1	1:31.111	+0.173	14:38:07.677
2	1:30.938		14:39:38.615
3	1:32.682	+1.744	14:41:11.297
4	1:33.190	+2.252	14:42:44.487
5	1:33.980	+3.042	14:44:18.467
6	1:33.928	+2.990	14:45:52.395
7	1:33.928	+2.990	14:47:26.323
8	1:33.013	+2.075	14:48:59.336

(893) SZARKA Tibor			
1	1:30.848		14:38:09.138
2	1:32.566	+1.718	14:39:41.704
3	1:34.167	+3.319	14:41:15.871
4	1:32.528	+1.680	14:42:48.399
5	1:34.254	+3.406	14:44:22.653
6	1:33.411	+2.563	14:45:56.064
7	1:32.979	+2.131	14:47:29.043
8	1:31.744	+0.896	14:49:00.787

(11) VARGA Levente*			
1	1:32.449	+0.731	14:38:11.876
2	1:31.718		14:39:43.594
3	1:33.554	+1.836	14:41:17.148
4	1:33.007	+1.289	14:42:50.155
5	1:33.421	+1.703	14:44:23.576
6	1:33.993	+2.275	14:45:57.569
7	1:32.882	+1.164	14:47:30.451
8	1:33.265	+1.547	14:49:03.716

(19) RABA KRISTIINA			
1	1:33.504	+1.707	14:38:13.772
2	1:33.566	+1.769	14:39:47.338
3	1:38.674	+6.877	14:41:26.012
4	1:31.797		14:42:57.809
5	1:37.776	+5.979	14:44:35.585
6	1:33.165	+1.368	14:46:08.750
7	1:33.467	+1.670	14:47:42.217
8	1:32.877	+1.080	14:49:15.094

(169) MOLNÁR Péter			
1	1:32.911		14:38:12.662
2	1:33.367	+0.456	14:39:46.029
3	1:33.864	+0.953	14:41:19.893
4	1:35.608	+2.697	14:42:55.501
5	1:34.770	+1.859	14:44:30.271
6	1:34.996	+2.085	14:46:05.267
7	1:34.708	+1.797	14:47:39.975
8	1:36.042	+3.131	14:49:16.017

(183) BUZÁS Péter			
1	1:31.617		14:38:13.303
2	1:33.403	+1.786	14:39:46.706
3	1:34.926	+3.309	14:41:21.632
4	1:34.173	+2.556	14:42:55.805
5	1:35.747	+4.130	14:44:31.552
6	1:34.792	+3.175	14:46:06.344
7	1:35.604	+3.987	14:47:41.948
8	1:37.226	+5.609	14:49:19.174

(737) JANEZIC Aljaz			
1	1:38.936	+3.652	14:38:27.840
2	1:38.129	+2.845	14:40:05.969
3	1:35.940	+0.656	14:41:41.909
4	1:37.009	+1.725	14:43:18.918

5	1:37.365	+2.081	14:44:56.283
6	1:35.717	+0.433	14:46:32.000
7	1:35.284		14:48:07.284
8	1:36.127	+0.843	14:49:43.411

(273) MARQUES Miguel			
1	1:38.170	+1.230	14:38:24.414
2	1:36.940		14:40:01.354
3	1:38.103	+1.163	14:41:39.457
4	1:37.805	+0.865	14:43:17.262
5	1:39.355	+2.415	14:44:56.617
6	1:46.653	+9.713	14:46:43.270
7	1:45.749	+8.809	14:48:29.019
8	1:44.971	+8.031	14:50:13.990

(999) JALAS Kris			
1	1:41.125	+2.657	14:38:31.799
2	1:40.053	+1.585	14:40:11.852
3	1:41.542	+3.074	14:41:53.394
4	1:38.468		14:43:31.862
5	1:40.526	+2.058	14:45:12.388
6	1:41.311	+2.843	14:46:53.699
7	1:41.081	+2.613	14:48:34.780
8	1:41.522	+3.054	14:50:16.302

(104) SZABÓ Viktor*			
1	1:41.096	+1.317	14:38:28.920
2	1:43.539	+3.760	14:40:12.459
3	1:41.559	+1.780	14:41:54.018
4	1:40.388	+0.609	14:43:34.406
5	1:41.686	+1.907	14:45:16.092
6	1:42.663	+2.884	14:46:58.755
7	1:44.512	+4.733	14:48:43.267
8	1:39.779		14:50:23.046

(44) RÁCZ Szilárd			
1	1:44.861	+5.891	14:38:34.442
2	1:41.052	+2.082	14:40:15.494
3	1:45.441	+6.471	14:42:00.935
4	1:41.201	+2.231	14:43:42.136
5	1:42.335	+3.365	14:45:24.471
6	1:40.705	+1.735	14:47:05.176
7	1:38.970		14:48:44.146
8	1:39.401	+0.431	14:50:23.547

(420) JÓSA Viktor			
1	1:42.415		14:38:27.422

MAMS Minicross és Pitbike MX Kupa 3.f.

Lapchart

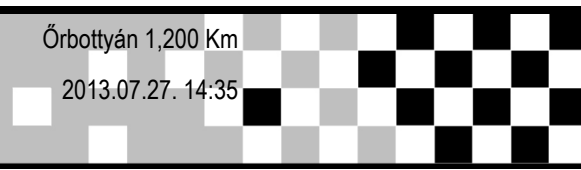
Sport140 - Women - 10/10 Semi Auto

Órbottyán 1,200 Km

1. futam - Race 1

2013.07.27. 14:35

Race (10:00 and 2 Laps) started at 14:35:13



Competitors	Laps									
	0	1	2	3	4	5	6	7	8	
RABA Kristel (31)	1	31	31	31	31	31	31	31	31	31
SZARKA Tibor (893)	2	893	893	893	893	893	893	893	893	893
VARGA Levente* (11)	3	11	11	11	11	11	11	11	11	11
MOLNÁR Péter (169)	4	169	169	169	169	169	169	169	169	19
RABA KRISTIINA (19)	5	19	183	183	183	183	183	183	183	169
BUZÁS Péter (183)	6	183	19	19	19	19	19	19	19	183
JÓSA Viktor (420)	7	420	273	273	273	273	737	737	737	737
MARQUES Miguel (273)	8	273	420	737	737	737	273	273	273	273
SZABÓ Viktor* (104)	9	104	737	999	999	999	999	999	999	999
JANEZIC Aljaz (737)	10	737	104	104	104	104	104	104	104	104
RÁCZ Szilárd (44)	11	44	999	44	44	44	44	44	44	44
JALAS Kris (999)	12	999	44							
-	13									

MAMS Minicross és Pitbike MX Kupa 3.f.

Lapchart

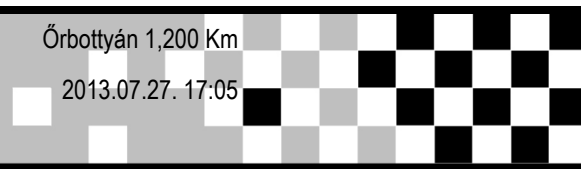
Sport140 - Women - 10/10 Semi Auto

Órbottyán 1,200 Km

2. futam - Race 2

2013.07.27. 17:05

Race (10:00 and 2 Laps) started at 17:21:18



Competitors	Laps								
	0	1	2	3	4	5	6	7	8
VARGA Levente* (11)	11	11	11	11	11	11	11	11	11
MOLNÁR Péter (169)	169	169	169	169	169	893	893	893	893
JÓSA Viktor (420)	420	420	893	893	893	169	169	31	31
RABA Kristel (31)	31	31	420	420	31	31	31	169	19
JANEZIC Aljaz (737)	737	737	31	31	183	183	19	19	169
RABA KRISTIINA (19)	19	19	737	183	420	19	183	183	183
BUZÁS Péter (183)	183	893	183	737	19	420	420	420	420
SZABÓ Viktor* (104)	104	183	19	19	737	737	737	737	737
SZARKA Tibor (893)	893	104	104	44	44	44	44	44	104
RÁCZ Szilárd (44)	44	44	44	104	104	104	104	104	104
MARQUES Miguel (273)	273	999	999	999	999	999	999	999	999
JALAS Kris (999)	999	273	273						
-									
	13								

MAMS Mini Cross & Pitbike MX Kupa



Élő Eredmények - Live Results: www.chronomoto.hu

MAMS Minicross és Pitbike MX Kupa 3.f.

Sorted on Laps

Sport140 - Women - 10/10 Semi Auto

Őrbottyán 1,200 Km

2. futam - Race 2

2013.07.27. 17:05

Race (10:00 and 2 Laps) started at 17:21:18

Pos	PIC	No.	Name	Club	Motor	Class	Laps	Total Tm	Diff	Best Tm	Points
1	1	11	VARGA Levente*	Székesfehérvári ME	Pitsterpro	Sport140	8	13:45.375		1:31.075	25
2	2	893	SZARKA Tibor	TEAM Pitbike.hu	Pitsterpro	Sport140	8	13:55.217	9.842	1:30.948	22
3	1	31	RABA Kristel	Észto.	Pitpro	Women	8	14:01.763	16.388	1:33.128	25
4	2	19	RABA KRISTIINA	Észto.	Pitpro	Women	8	14:03.245	17.870	1:32.360	22
5	3	169	MOLNÁR Péter	TEAM Pitbike.hu	Pitsterpro	Sport140	8	14:07.178	21.803	1:33.032	20
6	4	183	BUZÁS Péter	TEAM Pitbike.hu	Pitsterpro	Sport140	8	14:15.302	29.927	1:32.822	18
7	5	420	JÓSA Viktor	TEAM Pitbike.hu	Pitsterpro	Sport140	8	14:16.635	31.260	1:35.848	16
8	6	737	JANEZIC Aljaz	TEAM Stomp Slovenia	Stomp	Sport140	8	14:29.665	44.290	1:35.433	15
9	7	104	SZABÓ Viktor*	TEAM Pitbike.hu	PitsterPro	Sport140	7	14:16.245	1 Lap	1:42.012	14
10	8	44	RÁCZ Szilárd		Pitsterpro	Sport140	6	11:42.559	2 Laps	1:39.304	13

Not classified (75% = 6 Laps)

		999	JALAS Kris	Észto.	BUCCI	Women	5	14:27.193	3 Laps	1:37.698	0
		273	MARQUES Miguel	Franciao.	YCF	10/10 Semi aut	2	15:19.965	6 Laps	1:58.920	0
DNS	DNS	35	VARGA Zsolt	MAMI TEAM FEHÉR	Pitsterpro	Sport140			DNS		0

Margin of Victory	Avg. Speed	Best Lap Tm	Best Speed	Best Lap by
9.842	41,872	1:30.948	47,500	893 - SZARKA Tibor

Orbits

Az eredmény nem hivatalos, amíg azt a felügyelőtestület / zsűri jóvá nem hagyta. / These results are provisional, until the conclusion of any judicial and technical matters.



MAMS Mini Cross & Pitbike MX Kupa



Élő Eredmények - Live Results: www.chronomoto.hu

MAMS Minicross és Pitbike MX Kupa 3.f.

Sorted on Laps

Sport140 - Women - 10/10 Semi Auto

Órbottyán 1,200 Km

2. futam - Race 2

2013.07.27. 17:05

Race (10:00 and 2 Laps) started at 17:21:18

Pos	PIC	No.	Name	Club	Motor	Class	Laps	Total Tm	Diff	Best Tm	Points
Sport140											
1	1	11	VARGA Levente*	Székesfehérvári ME	Pitsterpro	Sport140	8	13:45.375		1:31.075	25
2	2	893	SZARKA Tibor	TEAM Pitbike.hu	Pitsterpro	Sport140	8	13:55.217	9.842	1:30.948	22
3	3	169	MOLNÁR Péter	TEAM Pitbike.hu	Pitsterpro	Sport140	8	14:07.178	21.803	1:33.032	20
4	4	183	BUZÁS Péter	TEAM Pitbike.hu	Pitsterpro	Sport140	8	14:15.302	29.927	1:32.822	18
5	5	420	JÓSA Viktor	TEAM Pitbike.hu	Pitsterpro	Sport140	8	14:16.635	31.260	1:35.848	16
6	6	737	JANEZIC Aljaz	TEAM Stomp Slovenia	Stomp	Sport140	8	14:29.665	44.290	1:35.433	15
7	7	104	SZABÓ Viktor*	TEAM Pitbike.hu	PitsterPro	Sport140	7	14:16.245	1 Lap	1:42.012	14
8	8	44	RÁCZ Szilárd		Pitsterpro	Sport140	6	11:42.559	2 Laps	1:39.304	13

Not classified (75% = 6 Laps)

DNS	DNS	35	VARGA Zsolt	MAMI TEAM FEHÉR	Pitsterpro	Sport140			DNS		0
-----	-----	----	-------------	-----------------	------------	----------	--	--	-----	--	---

Women

1	1	31	RABA Kristel	Észto.	Pitpro	Women	8	14:01.763		1:33.128	25
2	2	19	RABA KRISTIINA	Észto.	Pitpro	Women	8	14:03.245	1.482	1:32.360	22

Not classified (75% = 6 Laps)

		999	JALAS Kris	Észto.	BUCCI	Women	5	14:27.193	3 Laps	1:37.698	0
--	--	-----	------------	--------	-------	-------	---	-----------	--------	----------	---

Not classified (75% = 6 Laps)

		273	MARQUES Miguel	Franciao.	YCF	10/10 Semi aut	2	15:19.965		1:58.920	0
--	--	-----	----------------	-----------	-----	----------------	---	-----------	--	----------	---

Margin of Victory	Avg. Speed	Best Lap Tm	Best Speed	Best Lap by
9.842	41,872	1:30.948	47,500	893 - SZARKA Tibor

Orbits

Az eredmény nem hivatalos, amíg azt a felügyelőtestület / zsűri jóvá nem hagyta. / These results are provisional, until the conclusion of any judicial and technical matters.



MAMS Minicross és Pitbike MX Kupa 3.f.

Sport140 - Women - 10/10 Semi Auto

Órbottyán 1,200 Km

2. futam - Race 2

2013.07.27. 17:05

Race (10:00 and 2 Laps) started at 17:21:18

Lap	Lap Tm	Diff	Time of Day
(11) VARGA Levente*			
1	1:32.510	+1.435	17:24:12.803
2	1:31.163	+0.088	17:25:43.966
3	1:31.075		17:27:15.041
4	1:31.890	+0.815	17:28:46.931
5	1:32.058	+0.983	17:30:18.989
6	1:33.717	+2.642	17:31:52.706
7	1:34.670	+3.595	17:33:27.376
8	1:36.260	+5.185	17:35:03.636

Lap	Lap Tm	Diff	Time of Day
(893) SZARKA Tibor			
1	1:32.911	+1.963	17:24:23.751
2	1:30.948		17:25:54.699
3	1:32.945	+1.997	17:27:27.644
4	1:31.874	+0.926	17:28:59.518
5	1:31.938	+0.990	17:30:31.456
6	1:31.372	+0.424	17:32:02.828
7	1:34.567	+3.619	17:33:37.395
8	1:36.083	+5.135	17:35:13.478

Lap	Lap Tm	Diff	Time of Day
(31) RABA Kristel			
1	1:39.229	+6.101	17:24:22.645
2	1:33.723	+0.595	17:25:56.368
3	1:35.255	+2.127	17:27:31.623
4	1:33.825	+0.697	17:29:05.448
5	1:34.007	+0.879	17:30:39.455
6	1:33.128		17:32:12.583
7	1:33.938	+0.810	17:33:46.521
8	1:33.503	+0.375	17:35:20.024

Lap	Lap Tm	Diff	Time of Day
(19) RABA KRISTIINA			
1	1:35.735	+3.375	17:24:23.622
2	1:36.696	+4.336	17:26:00.318
3	1:34.342	+1.982	17:27:34.660
4	1:34.515	+2.155	17:29:09.175
5	1:34.726	+2.366	17:30:43.901
6	1:32.552	+0.192	17:32:16.453
7	1:32.693	+0.333	17:33:49.146
8	1:32.360		17:35:21.506

Lap	Lap Tm	Diff	Time of Day
(169) MOLNÁR Péter			
1	1:33.486	+0.454	17:24:14.524
2	1:33.032		17:25:47.556
3	1:33.946	+0.914	17:27:21.502
4	1:35.385	+2.353	17:28:56.887
5	1:37.535	+4.503	17:30:34.422
6	1:37.073	+4.041	17:32:11.495
7	1:36.668	+3.636	17:33:48.163
8	1:37.276	+4.244	17:35:25.439

Lap	Lap Tm	Diff	Time of Day
(183) BUZÁS Péter			
1	1:35.804	+2.982	17:24:24.094
2	1:35.569	+2.747	17:25:59.663
3	1:32.822		17:27:32.485
4	1:35.696	+2.874	17:29:08.181
5	1:34.935	+2.113	17:30:43.116
6	1:36.790	+3.968	17:32:19.906
7	1:35.715	+2.893	17:33:55.621
8	1:37.942	+5.120	17:35:33.563

Lap	Lap Tm	Diff	Time of Day
(420) JÓSA Viktor			
1	1:36.601	+0.753	17:24:19.490
2	1:35.848		17:25:55.338
3	1:36.104	+0.256	17:27:31.442
4	1:37.410	+1.562	17:29:08.852

Lap	Lap Tm	Diff	Time of Day
5	1:37.140	+1.292	17:30:45.992
6	1:36.091	+0.243	17:32:22.083
7	1:36.484	+0.636	17:33:58.567
8	1:36.329	+0.481	17:35:34.896

Lap	Lap Tm	Diff	Time of Day
(737) JANEZIC Aljaz			
1	1:36.210	+0.777	17:24:23.289
2	1:35.433		17:25:58.722
3	1:35.446	+0.013	17:27:34.168
4	1:44.398	+8.965	17:29:18.566
5	1:38.244	+2.811	17:30:56.810
6	1:37.194	+1.761	17:32:34.004
7	1:36.903	+1.470	17:34:10.907
8	1:37.019	+1.586	17:35:47.926

Lap	Lap Tm	Diff	Time of Day
(104) SZABÓ Viktor*			
1	1:42.012		17:24:30.921
2	1:44.315	+2.303	17:26:15.236
3	2:12.002	+29.990	17:28:27.238
4	1:47.800	+5.788	17:30:15.038
5	1:49.949	+7.937	17:32:04.987
6	1:43.698	+1.686	17:33:48.685
7	1:45.821	+3.809	17:35:34.506

Lap	Lap Tm	Diff	Time of Day
(44) RÁCZ Szilárd			
1	1:41.370	+2.066	17:24:34.576
2	1:43.372	+4.068	17:26:17.948
3	1:40.848	+1.544	17:27:58.796
4	1:41.836	+2.532	17:29:40.632
5	1:40.884	+1.580	17:31:21.516
6	1:39.304		17:33:00.820

Lap	Lap Tm	Diff	Time of Day
(999) JALAS Kris			
1	1:37.698		17:24:39.630
2	2:34.300	+56.602	17:27:13.930
3	2:51.382	+1:13.684	17:30:05.312
4	1:40.998	+3.300	17:31:46.310
5	3:59.144	+2:21.446	17:35:45.454

Lap	Lap Tm	Diff	Time of Day
(273) MARQUES Miguel			
1	1:58.920		17:24:58.999
2	11:39.227	+9:40.307	17:36:38.226

MAMS Minicross és Pitbike MX Kupa 3.f.

Lapchart

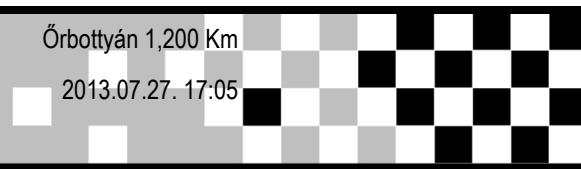
Sport140 - Women - 10/10 Semi Auto

Órbottyán 1,200 Km

2. futam - Race 2

2013.07.27. 17:05

Race (10:00 and 2 Laps) started at 17:21:18



Competitors

Laps

	0	1	2	3	4	5	6	7	8
11	11	11	11	11	11	11	11	11	11
169	169	169	169	169	169	893	893	893	893
420	420	893	893	893	169	169	31	31	
31	31	420	420	31	31	31	169	19	
737	737	31	31	183	183	19	19	169	
19	19	737	183	420	19	183	183	183	
183	893	183	737	19	420	420	420	420	
104	183	19	19	737	737	737	737	737	
893	104	104	44	44	44	44	44	104	
44	44	44	104	104	104	104	104		
273	999	999	999	999	999	999			
999	273	273							

MAMS Minicross és Pitbike MX Kupa 3.f.

Sport140 - Women - 10/10 Semi Auto

Órbottyán 1,200 Km

Összetett - Total

Pos	No.	Name	Club	Motor	Class	R1.	R2.	Total points
Sport140								
1	11	VARGA Levente*	Székesfehérvári ME	Pitsterpro	Sport140	22	25	47
2	893	SZARKA Tibor	TEAM Pitbike.hu	Pitsterpro	Sport140	25	22	47
3	169	MOLNÁR Péter	TEAM Pitbike.hu	Pitsterpro	Sport140	20	20	40
4	183	BUZÁS Péter	TEAM Pitbike.hu	Pitsterpro	Sport140	18	18	36
5	737	JANEZIC Aljaz	TEAM Stomp Slovenia	Stomp	Sport140	16	15	31
6	104	SZABÓ Viktor*	TEAM Pitbike.hu	PitsterPro	Sport140	15	14	29
7	44	RÁCZ Szilárd		Pitsterpro	Sport140	14	13	27
8	420	JÓSA Viktor	TEAM Pitbike.hu	Pitsterpro	Sport140	0	16	16
DNS	35	VARGA Zsolt	MAMI TEAM FEHÉR	Pitsterpro	Sport140	0	0	0
Women								
1	31	RABA Kristel	Észto.	Pitpro	Women	25	25	50
2	19	RABA KRISTIINA	Észto.	Pitpro	Women	22	22	44
3	999	JALAS Kris	Észto.	BUCCI	Women	20	0	20
10/10 Semi auto								
1	273	MARQUES Miguel	Franciao.	YCF	10/10 Semi ;	25	0	25